

Frame contained PDF file, click [here](#) to view

- [Cars with SRS](#)
- [Table of contents 1:2, 2:2](#)
- [Abbreviation](#)
- [How to use the wiring diagram 1:2, 2:2](#)
- [Electrical distribution](#)
 - [Overview V70 1:2, 2:2](#)
 - [Overview XC90 1:2, 2:2](#)
- [Fuses](#)
 - [Engine compartment 11A/1-8](#)
 - [Engine compartment 11B/1-10](#)
 - [Engine compartment 11B/11-23](#)
 - [Passenger compartment 11C/1-7](#)
 - [Passenger compartment 11C/8-13](#)
 - [Passenger compartment 11C/14-20](#)
 - [Passenger compartment 11C/21-23](#)
 - [Passenger compartment 11C/24-28](#)
 - [Passenger compartment 11C/29-34](#)
 - [Passenger compartment 11C/35-38](#)
 - [Cargo compartment 11D/1-10](#)
 - [Cargo compartment 11D/11-18](#)
 - [Cargo compartment 11E/1-7](#)
- [Relays/ Shunts](#)
 - [Ignition switch and relays](#)
 - [Engine compartment FMA2 - FST3](#)
 - [Passenger compartment CMA2 - CSH4](#)
 - [Cargo compartment RMA1 - RSH6](#)
 - [Other relays](#)
- [Ground connections](#)
 - [31/1 - 31/10](#)
 - [31/44 - 31/66](#)
 - [31/67 - 31/72](#)
 - [31/73 - 31/84](#)
 - [31/84 - 31/91](#)
 - [31/93 - 31/96](#)
 - [31/98 - 31/102](#)
- [Control modules](#)
 - [Accessory Electronic Module \(AEM\)](#)
 - [Overview, locations V70/XC70](#)
 - [Overview, designations V70/XC70](#)
 - [Overview, locations XC90](#)
 - [Overview, designations XC90](#)

- [Central Electronic Module \(CEM\) V70/XC70 1:2, 2:2](#)
- [Central Electronic Module \(CEM\) XC90 1:2, 2:2](#)
- [Rear Electronic Module \(REM\) V70/XC70 1:2, 2:2](#)
- [Rear Electronic Module \(REM\) XC90 1:2, 2:2](#)
- [Data communication V70/XC70 1:2, 2:2](#)
- [Data communication XC90 1:2, 2:2](#)
- **Group 23**
 - [Engine management system, 5-cyl 1:2, 2:2](#)
 - [Engine management system, 5-cyl Turbo 1:2, 2:2](#)
 - [Engine management system, 6-cyl 1:2, 2:2](#)
 - [Engine management system, Bi-fuel 1:2, 2:2](#)
 - [Engine management system, Diesel 1:2, 2:2](#)
 - [Emission control 5-cyl](#)
 - [Emission control, 5-cyl Turbo and 6-cyl](#)
- **Group 26**
 - [Electric cooling fan](#)
- **Group 27**
 - [Cruise control](#)
- **Group 32**
 - [Power supply](#)
- **Group 33**
 - [Starting system](#)
- **Group 35**
 - [High and low beam/ Bi-Xenon & Daytime running lights V70/XC70](#)
 - [High and low beam/ Bi-Xenon & Daytime running lights XC90](#)
 - [Fog lights](#)
 - [Brake lights](#)
 - [Position/ parking light/ Tail lights and License plate lighting V70/XC70](#)
 - [Position/ parking light/ Tail lights and License plate lighting XC90](#)
 - [Reversing lights](#)
 - [Safety lighting](#)
 - [Interior lighting V70/XC70](#)
 - [Interior lighting XC90](#)
 - [Beam length adjustment V70/XC70](#)
 - [Beam length adjustment XC90](#)
 - [Auxiliary light](#)
 - [Direction indicators and hazard warning flashers V70/XC70](#)
 - [Direction indicators and hazard warning flashers XC90](#)
 - [Horn](#)
 - [Wipers/ washers, windshield](#)
 - [Wipers/ washers, headlights V70/XC70](#)
 - [High pressure wash, headlights XC90](#)

- [Wiper/ washer, rear window](#)
- [Accessory Electronic Module \(AEM\)](#)
- [Rain sensor](#)
- [Electronic immobilizer](#)
- [Anti-theft alarm V70/XC70](#)
- [Anti-theft alarm XC90](#)
- [Parking assistance XC90](#)
- [Parking Assistance system](#)
- **Group 37**
 - [Trailer functions](#)
 - [Towing bracket wiring, 7-pin](#)
 - [Towing bracket wiring, 13-pin](#)
 - [Towing bracket wiring, 4-pin V70 and 7/4-pin XC90 \(USA\)](#)
 - [Diagnostics system](#)
 - [12V outlet](#)
 - [12V cargo compartment outlet](#)
- **Group 38**
 - [Seat belt reminder](#)
 - [Driver information module](#)
 - [Driver information module Bi-fuel](#)
- **Group 39**
 - [Audio with extra amplifier V70/XC70 1:2, 2:2](#)
 - [Audio without extra amplifier V70/XC70](#)
 - [Audio XC90](#)
 - [Infotainment XC90](#)
 - [Road Traffic Information RTI V70/XC70](#)
 - [Cellular telephone V70/XC70](#)
 - [Audio adapter wiring V70/XC70](#)
 - [CD changer V70/XC70](#)
 - [CD player & MD player XC90](#)
 - [Subwoofer XC90](#)
 - [Road Traffic Information RTI XC90](#)
 - [Handsfree V70/XC70](#)
 - [Handsfree XC90](#)
- **Group 43**
 - [Geartronic](#)
 - [Automatic transmission, AW55-50SN/
AW50AWD](#)
 - [Automatic transmission, 4T65AWD](#)
 - [Shift lock](#)
 - [Differential Electronic Module \(DEM\)](#)
- **Group 59**
 - [Brake Control Module \(BCM\)](#)
- **Group 64**
 - [Electronic power steering](#)
- **Group 76**
 - [Four-C](#)
- **Group 83**
 - [Central locking system V70/XC70](#)

- [Central locking system XC90](#)
- [Power windows](#)
- [Power sunroof](#)
- **Group 84**
 - [Power door mirrors](#)
 - [Heated door mirrors](#)
 - [Heated rear window](#)
- **Group 85**
 - [Heated seats](#)
 - [Power driver's seat](#)
 - [Power passenger seat](#)
- **Group 87**
 - [Manual Climate Control \(MCC\)](#)
 - [Electronic Climate Control \(ECC\)](#)
 - [Rear climate control system XC90](#)
 - [Parking heater, auxiliary heater](#)
 - [Remote parking heater start](#)
 - [Parking heater, Call start](#)
 - [Relay, engine heater](#)
 - [Short stop heater](#)
- **Group 88**
 - [SRS Supplemental Restraint System V70/XC70](#)
 - [SRS Supplemental Restraint System XC90](#)
 - [Remote garage door opener](#)
- **Connectors**
 - [54/1 - 54/3LB:1-4](#)
 - [54/3LB:5-13 - 54/3LC](#)
 - [54/3LD - 54/3LF:1-6](#)
 - [54/3LF:7-13 - 54/3LG:1-7](#)
 - [54/3LG:8-13 - 54/3RA](#)
 - [54/3RB - 54/4](#)
 - [54/7 - 54/9](#)
 - [54/10 - 54/11:1-3](#)
 - [54/11:4-12 - 54/12](#)
 - [54/13 - 54/14](#)
 - [54/16 - 54/20](#)
 - [54/21 - 54/24:1-8](#)
 - [54/24:9-13 - 54/25:1-9](#)
 - [54/25:10-13 - 54/34](#)
 - [54/35 - 54/40:1-7](#)
 - [54/40:8-14 - 54/40B](#)
 - [54/43 - 54/43B](#)
 - [54/44 - 54/51](#)
 - [54/53 - 54/55](#)
 - [54/56 - 54/58](#)
 - [54/59 - 54/66.1](#)
 - [54/66.2 - 54/78:1-9](#)
 - [54/78:10-14 - 54/106](#)
 - [54/107 - 54/112](#)
 - [54/113 - 54/124](#)
- **Junction points**

- [53/301 - 53/324](#)
- [53/326 - 53/356](#)
- [53/360 - 53/374](#)
- [53/375 - 53/402 V70](#)
- [53/402 XC90 - 53/423](#)
- [53/425 - 53/436](#)
- [53/437 - 53/503](#)
- [53/504 - 53/515](#)
- [53/516 - 53/526](#)
- [53/527 - 53/570](#)
- [53/575 - 53/609](#)
- [53/615 - 53/667](#)
- Cable harness routing in vehicle
 - [Engine harness Gasoline](#)
 - [Engine harness Diesel](#)
 - [Harness, transmission 4T65AWD](#)
 - [Front engine compartment harness LHD](#)
 - [Front engine compartment harness RHD](#)
 - [Engine compartment harness, XC90](#)
 - [Front passenger compartment harness LHD](#)
 - [Front passenger compartment harness RHD](#)
 - [Passenger compartment harness XC90](#)
 - [Cargo compartment harness](#)
 - [Cargo compartment harness XC90](#)
 - [Inflatable curtain harness and Tailgate/ Roof harness V70](#)
 - [Tailgate harness XC90](#)
 - [Roof harness XC90](#)
 - [Harness, doors V70](#)
 - [Front door harness XC90](#)
 - [Rear door harness XC90](#)
 - [Bi-fuel harnesses](#)
- Component illustrations
 - [1/1 - 2/29](#)
 - [2/30 - 2/52 V70](#)
 - [2/52 XC90 - 2/72 V70](#)
 - [2/72 XC90 - 2/90](#)
 - [2/91 - 2/116 V70](#)
 - [2/116 XC90 - 2/140](#)
 - [2/142 - 2/192 V70](#)
 - [2/192 XC90 - 3/10](#)
 - [3/25 - 3/60](#)
 - [3/62 - 3/80](#)
 - [3/82 - 3/111 V70](#)
 - [3/111 XC90 - 3/131 V70](#)
 - [3/131 XC90 - 3/174](#)
 - [3/225 - 4/33 V70](#)
 - [4/33 XC90 - 4/68](#)
 - [4/70 - 4/84](#)
 - [4/86 - 6/2 V70](#)
 - [6/2 XC90 - 6/26 V70](#)

- [6/26 XC90 - 6/35 V70](#)
- [6/35 XC90 - 6/63](#)
- [6/63 XC90 - 6/95](#)
- [6/96 - 7/5](#)
- [7/6 - 7/16 V70](#)
- [7/16 XC90 - 7/51 V70](#)
- [7/51 XC90 - 7/82](#)
- [7/87 - 7/109](#)
- [7/110 - 7/124 V70](#)
- [7/124 XC90 - 7/139](#)
- [7/143 - 7/162](#)
- [7/164 - 8/11](#)
- [8/17 - 8/32](#)
- [8/31 - 8/52](#)
- [8/55 - 8/76](#)
- [8/78 - 8/95](#)
- [8/96 - 9/25](#)
- [9/30 - 10/3](#)
- [10/5 - 10/19 V70](#)
- [10/19 XC90 - 10/47,54](#)
- [10/48,55 - 10/115](#)
- [10/114 - 10/173](#)
- [10/218 - 11E](#)
- [15/30 - 16/4 V70](#)
- [16/3 XC90 - 16/36](#)
- [16/45 - 16/60](#)
- [16/62 - 16/77](#)
- [16/78 - 16/112](#)
- [16/126 - 17/37 V70](#)
- [17/37 XC90 - 20/16](#)
- [20/22 - 20/33 V70](#)
- [20/33 XC90 - 31/2 V70](#)
- [31/2 XC90 - 31/47 V70](#)
- [31/47 XC90 - 31/72 V70](#)
- [31/72 XC90 - 31/93](#)
- [31/94 - 31/102](#)
- [54/1 - 54/13](#)
- [54/14 - 54/40B](#)
- [54/43 - 54/59](#)
- [54/60 - 54/113](#)
- [54/117 - 54/124](#)
- [Index 1:2, 2:2](#)

VOLVO
for life



VOLVO
WIRING DIAGRAM V70/XC70/V70R/XC90

2004

TP 3971202

Cars with SRS (Airbag)/SIPS-bag/IC (Inflatable curtain)

Warning!

Vehicles equipped with SRS/SIPS bag/IC must be handled with extra care when making repairs. This avoids:

1. Personal injuries when performing repair work.
2. Damage or malfunction of the SRS/SIPS bag/IC system.

Work involving the SRS/SIPS bag/IC systems or other components in the vehicle that may affect the SRS/SIPS bag/IC systems must always be performed by an authorized Volvo workshop.

In case of doubt, consult the SRS and SIPS bag/IC service manual.

Is the vehicle equipped with SRS/SIPS bag/IC?

Vehicles with SRS are most easily recognized by the letters SRS in the center of the steering wheel. If the vehicle also has a passenger side airbag, the letters SRS are stamped on the dashboard above the glove compartment. SRS vehicles from 1993 and onward also have explosive seatbelt tensioners. SIPS bags are only installed on SRS vehicles from 1995 and onward. SIPS bag decals are located on the windshield and seat compartment. Vehicles with IC can be recognized by the letters IC on the C/D panel (4 door) or the B panel (5 door).

General recommendations

- Be especially careful when working on or around SRS, SIPS, and IC components.
- Make sure that no wires are pinched, frayed, or pierced.
- Never install accessories by the sensors.
- Where applicable, work on the wheel, steering shaft, or steering gear must be done in accordance with the methods in the SRS section of VADIS.
- Certain components of the aforementioned systems must be grounded while working. Read the appropriate sections in VADIS.
- Install no accessories in the areas between the A and B posts, the B and C posts, and the C and D posts.

Test terminal

Data link connector in the passenger compartment.

Changes introduced up to March 2003

Any changes made to the vehicles after this date are not included in the manual. If necessary refer to service bulletins.

Volvo models are sold in versions adapted for different markets. These adaptations depend on factors such as legal requirements, taxation, and market demands.

This manual may therefore include illustrations and text that do not apply to the vehicles in your country.

Abbreviations.....	3	Emission control, 5-cyl Turbo and 6-cyl	63
How to use the wiring diagrams	4		
Electrical distribution		Group 26	
Overview V70.....	6	Electric cooling fan	64
Overview XC90	8		
Fuses		Group 27	
Engine compartment 11A/1-8.....	10	Cruise control.....	65
Engine compartment 11B/1-10.....	11		
Engine compartment 11B/11-23	12	Group 32	
Passenger compartment 11C/1-7	13	Power supply.....	66
Passenger compartment 11C/8-13.....	14		
Passenger compartment 11C/14-20	15	Group 33	
Passenger compartment 11C/21-23	16	Starting system	67
Passenger compartment 11C/24-28	17		
Passenger compartment 11C/29-34	18	Group 35	
Passenger compartment 11C/35-38	19	High and low beam/Bi-Xenon & Daytime running lights	
Cargo compartment 11D/1-10.....	20	V70/XC70	68
Cargo compartment 11D/11-18	21	High and low beam XC90.....	69
Cargo compartment 11E/1-7.....	22	Bi-Xenon & Daytime running lights XC90	69
		Fog lights.....	70
Relays/Shunts		Brake lights.....	71
Ignition switch and relays	23	Position/parking light V70/XC70	72
Engine compartment FMA2 - FST3	24	Tail lights and License plate lighting V70/XC70	72
Passenger compartment CMA2 - CSH4.....	25	Position/parking lights XC90.....	73
Cargo compartment RMA1 - RSH6	26	Tail lights and license plate lighting XC90	73
Other relays	27	Reversing lights	74
		Safety lighting	75
Ground connections		Interior lighting V70/XC70	76
31/1 - 31/10.....	28	Interior lighting XC90	77
31/44 - 31/66	29	Beam length adjustment V70/XC70	78
31/67 - 31/72	30	Beam length adjustment XC90.....	79
31/73 - 31/84	31	Auxiliary light.....	80
31/84 - 31/91	32	Direction indicators and hazard warning flashers	
31/93 - 31/96	33	V70/XC70	81
31/98 - 31/102	34	Direction indicators and hazard warning flashers	
		XC90	82
Control modules		Horn	83
Accessory Electronic Module (AEM).....	35	Wipers/washers, windshield	84
Overview, locations V70/XC70	36	Wipers/washers, headlights V70/XC70.....	85
Overview, designations V70/XC70	37	High pressure wash, headlights XC90	86
Overview, locations XC90.....	38	Wiper/washer, rear window.....	87
Overview, designations XC90.....	39	Accessory Electronic Module (AEM).....	88
Central Electronic Module (CEM) V70/XC70	40	Rain sensor.....	89
Central Electronic Module (CEM) XC90	42	Electronic immobilizer	90
Rear Electronic Module (REM) V70/XC70	44	Anti-theft alarm V70/XC70	91
Rear Electronic Module (REM) XC90	46	Anti-theft alarm XC90.....	92
Data communication V70/XC70.....	48	Parking assistance XC90.....	93
Data communication XC90.....	50	Parking Assistance system	94
Group 23		Group 37	
Engine management system, 5-cyl.....	52	Trailer functions	95
Engine management system, 5-cyl Turbo.....	54	Towing bracket wiring, 7-pin	96
Engine management system, 6-cyl.....	56	Towing bracket wiring, 13-pin.....	97
Engine management system, Bi-fuel.....	58	Towing bracket wiring, 4-pin (USA) V70.....	98
Engine management system, Diesel.....	60	Towing bracket wiring, 7/4-pin (USA) XC90.....	98
Emission control 5-cyl.....	62	Diagnostics system.....	99
		12V outlet.....	100
		12V cargo compartment outlet	101

Order number TP 3971202

Replaces previous manual TP 3971201

Groups

Group 23	= Fuel system
Group 26	= Cooling system
Group 27	= Engine controls
Group 32	= Generator and voltage regulator
Group 33	= Starting system
Group 35	= Lighting
Group 36	= Additional electrical equipment
Group 37	= Wiring and fuses
Group 38	= Instruments
Group 39	= Other
Group 43	= Transmission
Group 59	= Brake system
Group 64	= Steering
Group 83	= Doors and openings
Group 84	= Exterior decorative elements etc.
Group 85	= Interior equipment
Group 87	= Climate controls
Group 88	= Internal equipment

Ignition switch symbols

X	= Accessories (audio position)
S	= Powered upon insertion of key
15	= The switch remains connected during start
15I	= Contact is broken while starting
30	= Constant power from the battery
50	= Start

Countries/Markets

A	= Austria
AUS	= Australia
B	= Belgium
CDN	= Canada
CH	= Switzerland
D	= Germany
DK	= Denmark
E	= Spain
EU/OS	= Markets outside USA and Canada
FIN	= Finland
GB	= Great Britain
ISR	= Israel
J	= Japan
KOR	= Korea
N	= Norway
NL	= Netherlands
S	= Sweden
USA	= United States of America
WEU	= Western Europe

Other

ACC	= Accessory
AMP	= Amplifier
AUDIO	= Audio system
AUTO	= Automatic transmission
Bi-X	= Bi-Xenon
CEM	= Central Electronic Module
DRL	= Daytime Running Lights
DSTC	= Dynamic Stability Traction Control
E.E	= Early edition
EXC	= Exclusive
EXT. D	= Extended electrical distribution
HISPEED	= High speed data bus
L.E	= Late edition
LH	= Left-hand side
LHD	= Left-hand drive
LOSPEED	= Low speed data bus
MAN	= Manual transmission
OPN	= Option (factory-installed)
PCL	= Power Child Lock
PETROL	= Gasoline
REM	= Rear Electronic Module
RH	= Right-hand side
RHD	= Right-hand drive
RTI	= Road Traffic Information
SRS	= Airbag
SUBWOOF	= Bass speaker
T	= Turbo engine
TELE	= Cellular telephone
W/O	= Without
2VVT	= 2 Variable Valve Times
5CYL	= 5-cylinder engine
6CYL	= 6-cylinder engine

Colors

BL	= Blue
BN	= Brown
GN	= Green
GR	= Gray
LBL	= Light Blue
LGN	= Light Green
OR	= Orange
P	= Pink
R	= Red
SB	= Black
VO	= Violet
W	= White
Y	= Yellow

How to use the wiring diagrams

The descriptions below apply in general to all wiring diagram manuals, although not all sections are necessarily contained in this manual.

A. Component designation

Every component has a component designation that consists of two parts.

The first part is a type number that describes the type of component in question, for example 3/xx.

The second part of the designation is a serial number, for example, x/2.

Combined these give a component designation, for example, 3/2.

At the end of the manual is a list of components, where, with the help of the component designation, you can read off the name of the component, for example, 3/2 = light switch.

List of type numbers

The list shows which type of component that respective type numbers refer to, for example, 3/x = switch, 6/x = electric motor, etc.

1	Battery
2	Relay
3	Switch
4	Control module
5	Combined instrument panel
6	Electric motor
7	Sensor
8	Actuator
9	Heating element
10	Light
11	Fuse
15	Electrical distribution rail/box
16	Audio
17	Service/diagnostics
18	Contact reel
19	Meter
20	Ignition component/shunt
26	Converter
27	Optics
31	Ground connection
53	Junction point
54	Connector

B. Junction points

The wiring diagrams contain numbered junction points, e.g. 53/352.

This manual contains a section with a list of junction points. This list shows all the components which are connected to each junction point.

The location of the junction points is shown in the "Cable harness routing in vehicle" section.

C. Connectors

Connectors provide a bridge between two cables harnesses and are described in the "Connectors" section.

D. Electrical distribution

Operation of the fuses and relays is shown in the "Electrical distribution" section.

E. Data communication

Today's cars are equipped with a CAN network, which transmits information. Connections to this network are shown in their entirety on the respective wiring diagrams. Complete information on CAN communication is can be found in the section titled "Data communication".

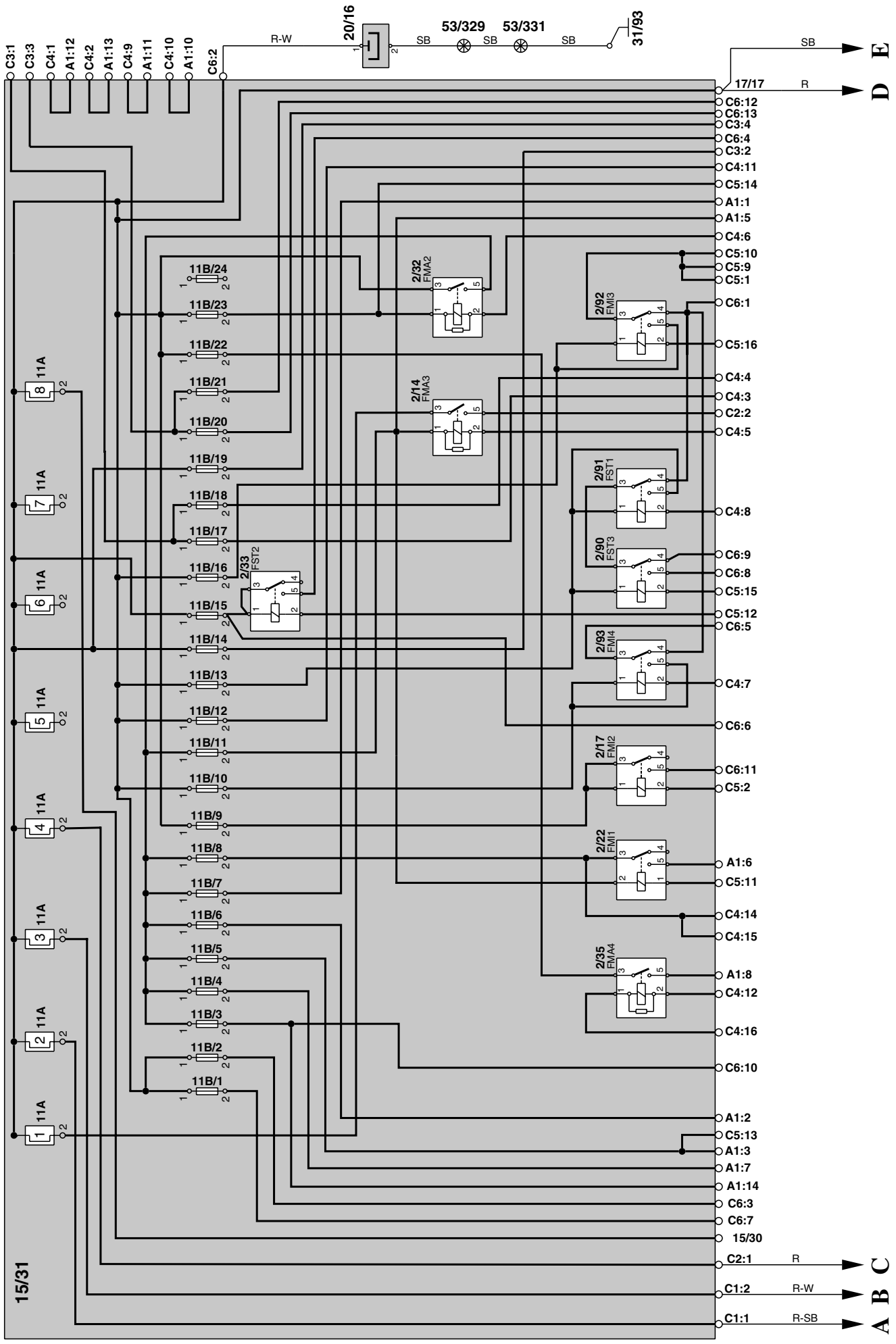
F. Abbreviations

A number of different abbreviations are used in the manual. These are explained in the section "Abbreviations".

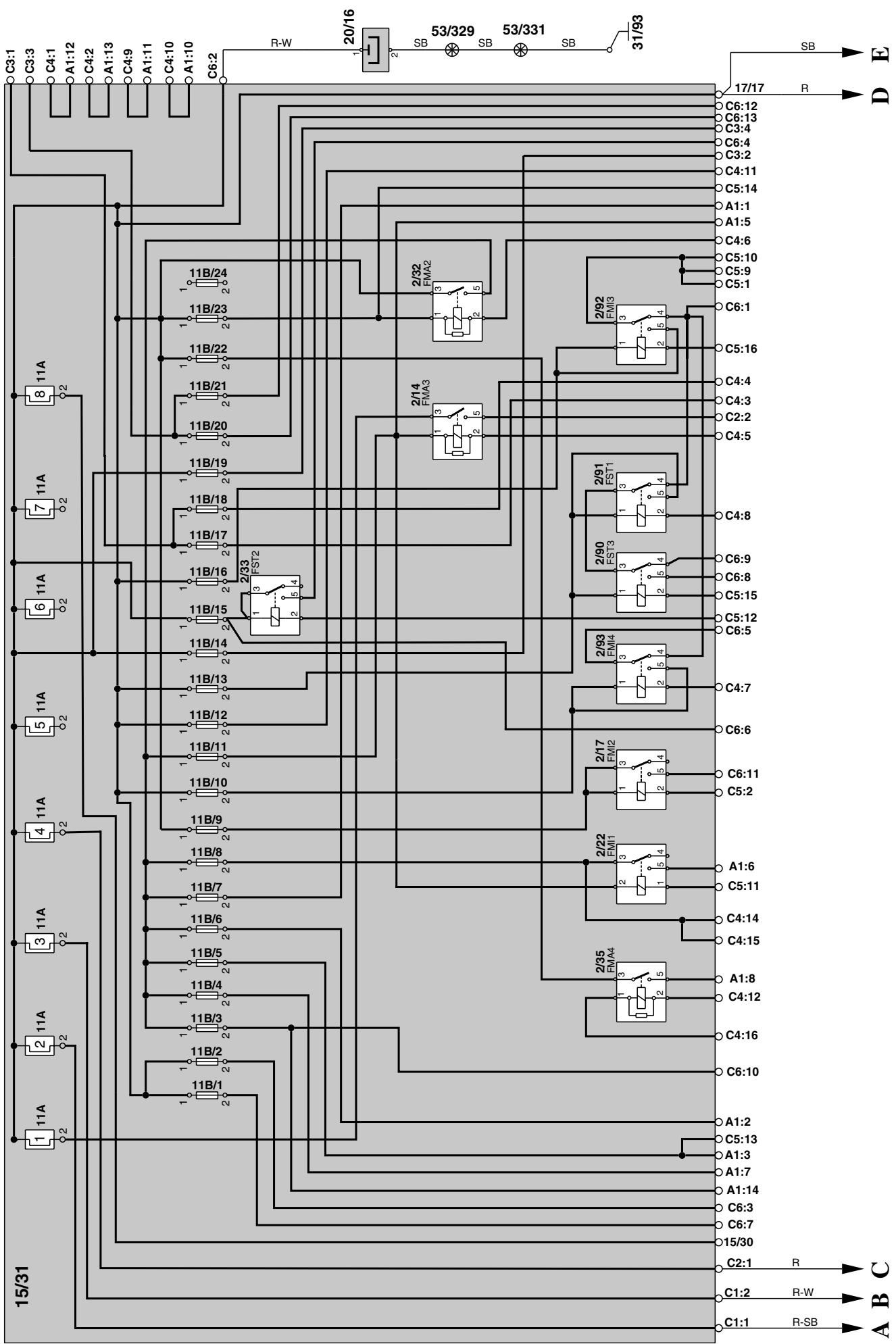
G. Component location

There is a section at the end of the manual in which the appearance and location of components is described in numerical order.

Electrical distribution Overview V70

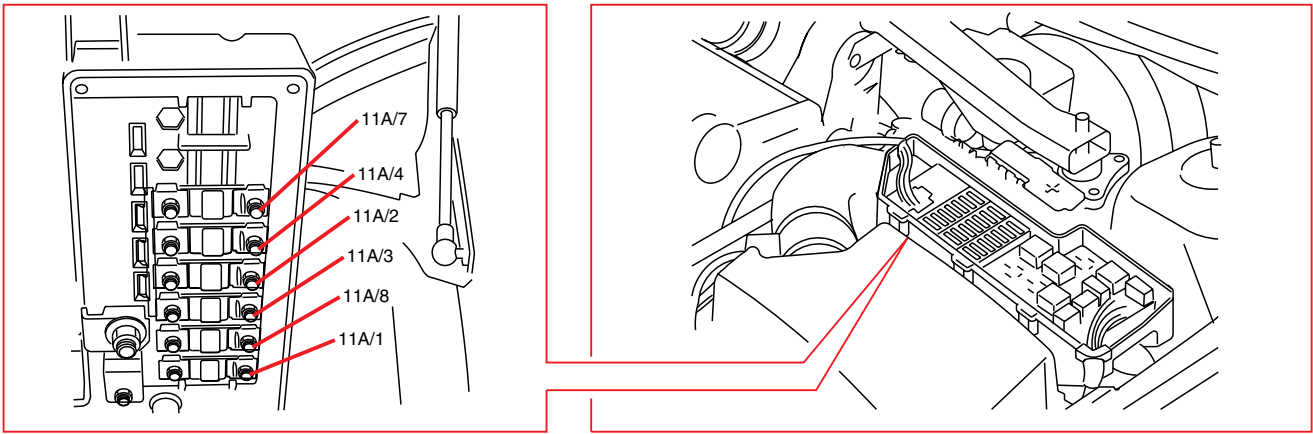


Electrical distribution Overview XC90



Fuses

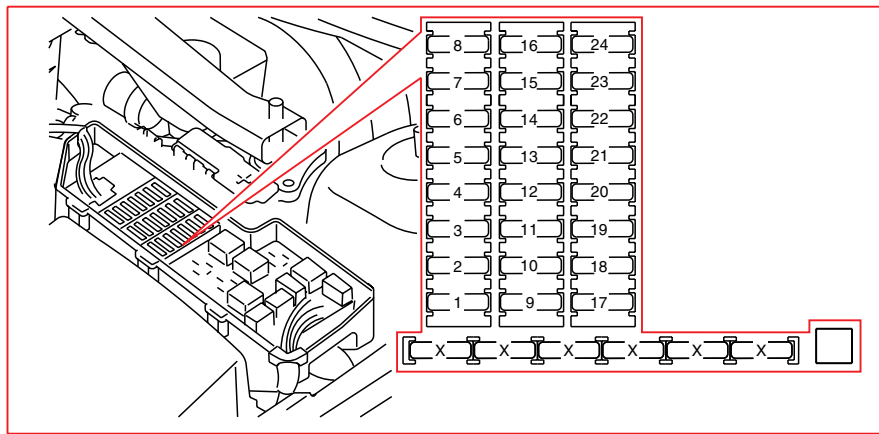
Engine compartment 11A/1-8



11A Fuses in the engine compartment

No.	Fuse function	via	A
1	20/22-26 Glow plug	2/14	60
2	11C/30-31 Fuses in the passenger compartment fuse box, V70	2/61	60
	11C/32-33 Fuses in the passenger compartment fuse box, V70		
	11C/34-37 Fuses in the passenger compartment fuse box, V70		
	11C/5-7 Fuses in the passenger compartment fuse box, XC90	2/61	
	11C/25-27 Fuses in the passenger compartment fuse box, XC90		
	11C/32-33 Fuses in the passenger compartment fuse box, XC90		
3	11C/1-4 Fuses in the passenger compartment fuse box, V70	2/31 2/30	60
	11C/5-9 Fuses in the passenger compartment fuse box, V70		
	11C12-15 Fuses in the passenger compartment fuse box, V70		
	11C/16-19 Fuses in the passenger compartment fuse box, V70	2/30 2/31	
	11C/2 Fuse in passenger compartment fuse box, XC90		
	11C/3-4 Fuses in the passenger compartment fuse box, XC90		
4	11C/8-11 Fuses in the passenger compartment fuse box, XC90		60
	11C16-19 Fuses in the passenger compartment fuse box, XC90		
	11C/34-38 Fuses in the passenger compartment fuse box, XC90		
8	11C/21-24 Fuses in the passenger compartment fuse box, V70		60 V70 80 XC90
	11C25-29 Fuses in the passenger compartment fuse box, V70		
	11C/1 Fuse in passenger compartment fuse box, XC90		
	11C/12-15 Fuses in the passenger compartment fuse box, XC90		
	11C/20-24 Fuses in the passenger compartment fuse box, XC90		
8	6/29 Motor, electric cooling fan	4/71	60 V70 80 XC90

Fuses Engine compartment 11B/1-10

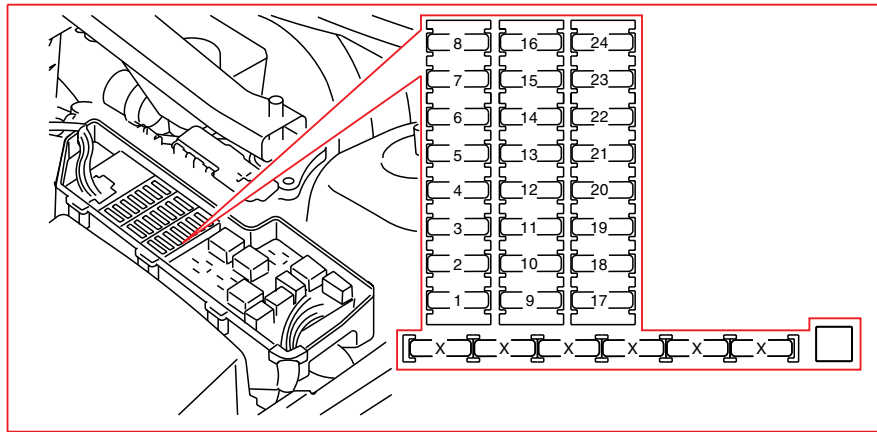


11B Fuses in the engine compartment

No.	Fuse function	via	A
1	6/35 Fuel pump, auxiliary heater	4/7	25
	6/73 Coolant pump, auxiliary heater	4/7	
	9/30 Auxiliary heater	4/7	
2	54/8:1 Accessory wiring connector, 30-feed		20
4	4/46 Engine Control Module (ECM), Diesel, CNG/LPG		20
	7/15 Heated oxygen sensor		
	7/82 Heated oxygen sensor, diagnosis 1		
	7/103 Heated oxygen sensor 3		
	7/104 Heated oxygen sensor 4 (diagnostic probe)		
8/111 Solenoid valve, high-pressure diesel			
5	6/67 Pump, fuel leakage control		10
	6/105 Fuel distributor, gas		
	8/18 EVAP valve		
	8/19 Solenoid, variable valve time, inlet		
	8/28 Turbocharger control valve		
	8/75 Valve, fuel cut-off DFCO		
	8/81 Solenoid, variable valve timing outlet		
9/32 PTC resistor, air preheating, Gasoline			
6	7/17 Mass airflow sensor (MAF), Diesel		5
	4/46 Engine Control Module (ECM), Gasoline		15
	7/17 Mass airflow sensor (MAF), Gasoline		
	8/6-11 Injectors		
7	4/46 Engine Control Module (ECM), V70		10
	4/50 Electronic Throttle Module (ETM), V70		
8	6/44 Cooling fan, electrics box, engine compartment		10
	7/51 Accelerator pedal sensor		
	8/3 Electromagnetic clutch, climate control system	2/22	
9	2/17 Horn relay		15
	16/10 Horn 1	2/17	
	16/11 Horn 2, V70	2/17	
10	2/93 Relay, rear window washer motor		10
	6/30 Washer pump, rear window	2/93	
continues			

Fuses

Engine compartment 11B/11-23

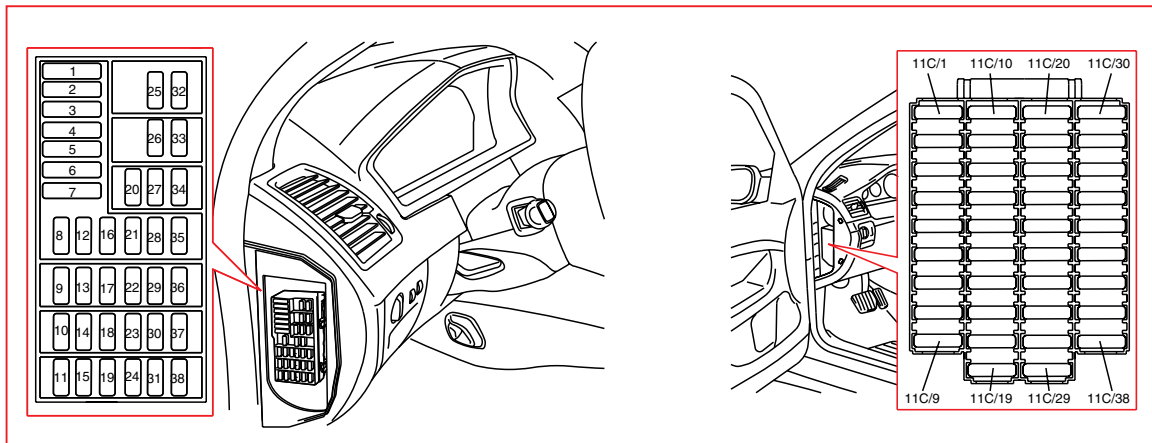


11B Fuses in the engine compartment

No.	Fuse function	via	A
11	2/14 Relay, glow plug unit 2/22 Relay, climate control system 8/17 EGR valve 8/64 Solenoid valve, engine mounting 8/82 Solenoid, variable turbo geometry 9/32 PTC resistor, air preheating, Diesel 20/3-8 Spark plug and ignition coil		20
12	3/9 Brake light contact		5
13	2/90 Relay, windshield wiper, low/high speed 2/91 Relay, intermittent wiping 6/1 Windshield wiper motor	2/90, 2/91	25
14	4/16 Brake Control Module BCM		30
15	8/79 LPG valve, V70 2/33 Fuel system relay, V70 2/33 High pressure wash relay, XC90 6/104 High pressure wash, headlights, XC90	2/33 2/33	15 25
16	2/92 Relay, windshield washer motor 6/2 Windshield washer pump 6/3 Right-hand headlight wiper motor, V70 6/4 Left-hand headlight wiper motor, V70	2/92	15
17	10/66 Right low beam/Bi-Xenon		10
18	10/70 Left low beam/Bi-Xenon		10
19	4/16 Brake Control Module BCM		30
20	10/68 Left-hand high beam		15
21	10/64 Right-hand high beam		15
22	6/25 Starter motor	2/35	25
23	2/32 Engine management system main relay 4/46 Engine Control Module (ECM), Gasoline		5

Fuses

Passenger compartment 11C/1-7

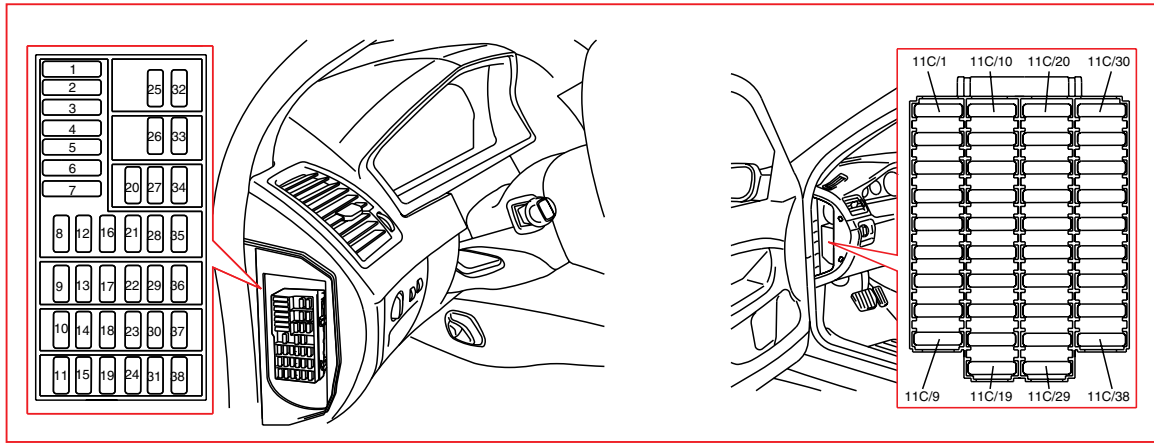


11C Fuses in the passenger compartment

No.	Fuse function	via	A
1	11B/17-18 Fuses in engine compartment fuse box	20/27, 2/62	15
	11C/10-11 Fuses in the passenger compartment fuse box, V70	20/27, 2/152	
	6/28 Motor, passenger compartment fan, XC90	4/31	
2	11B/20-21 Fuses in engine compartment fuse box, V70	2/63	20
	16/105 Audio control module AUD, XC90		30
3	4/52 Power driver seat module PSM		30
4	3/27 Power passenger seat module		30
5	4/99 Electronic power steering control module, V70		15
	6/114 Vacuum pump, V70	8/84	
	3/74 Front left door lock unit, XC90	3/126	25
	6/62 Left-hand power door mirror, XC90	3/126	
	9/33 Left-hand heated door mirror, XC90	3/126	
	6/58 Front left power window motor, XC90	3/126	
10/148 Left-hand door mirror lighting, XC90	3/126		
6	8/76 Gas tank valve, V70	2/140	5
	8/88 Solenoid, rear CNG fuel tank, V70	2/140	
	8/89 Solenoid, front left CNG fuel tank, V70	2/140	
	8/90 Solenoid, front right CNG fuel tank, V70	2/140	
	3/75 Lock unit, front right door, XC90	3/127	25
	6/63 Right-hand power door mirror, XC90	3/127	
	9/34 Right-hand heated door mirror, XC90	3/127	
	6/60 Front right power window motor, XC90	3/127	
	10/149 Right-hand door mirror lighting, XC90	3/127	
7	9/12 Left seat heater, V70		15
	2/138 Deadlock relay, left rear door, XC90	2/120	30
	2/139 Deadlock relay, right rear door, XC90	2/120	
	3/85 Left rear door power window switch, XC90	2/118, 2/116	
	3/86 Right rear door power window switch, XC90	2/119, 2/117	
	6/92 Left rear power window motor, XC90	2/118, 2/116, 3/85	
	6/93 Right rear power window motor, XC90	2/119, 2/117, 3/86	
	10/151 Switch illumination, left rear door, XC90	2/120	
	10/152 Switch illumination, right rear door, XC90	2/120	
continues			

Fuses

Passenger compartment 11C/8-13



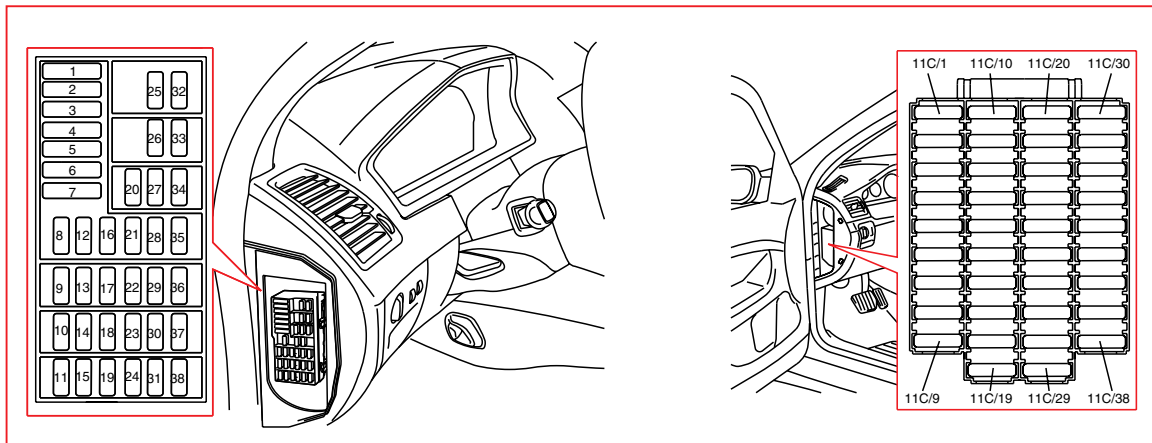
11C Fuses in the passenger compartment

No.	Fuse function	via	A	
8	9/13 Right seat heater, V70		15	
9	4/16 Brake Control Module (BCM), V70		5	
	4/68 Steering Angle Sensor module (SAS), V70			
	6/38 Left-hand headlight level adjustment motor, XC90		15	
	6/39 Right-hand headlight adjustment motor, XC90			
10	10/1 Front left lamp housing, daytime running lights V70		10	
	3/27 Switch unit, power passenger seat, XC90		5	
	54/98:2 Accessory wiring connector, X-feed, XC90			
11	10/2 Front right lamp housing, daytime running lights V70		10	
	9/1 12V outlet, front, XC90		15	
	9/25 12V outlet, rear, XC90			
12	6/3 Right-hand headlight wiper motor, V70		15	
	6/4 Left-hand headlight wiper motor, V70			
	6/38 Left-hand headlight adjustment motor, V70			
	6/39 Right-hand headlight adjustment motor, V70			
	2/30 X feed overload relay, XC90	3/1	10	
	2/31 15-feed overload relay, XC90	3/1		
	2/35 Starter motor relay, XC90	3/1		
	4/9 Control module, Supplemental Restraint System (SRS), XC90	3/1		
	4/46 Engine Control Module (ECM), XC90	3/1		
	4/56 Central Electronic Module (CEM), XC90	3/1		
16/65 Antenna ring/ignition switch lighting, XC90	3/1			
54/98:2 Accessory wiring connector, X-feed, XC90				
13	9/1 12V outlet, front, V70			15
	9/25 12V outlet, rear, V70			

continues

Fuses

Passenger compartment 11C/14-20

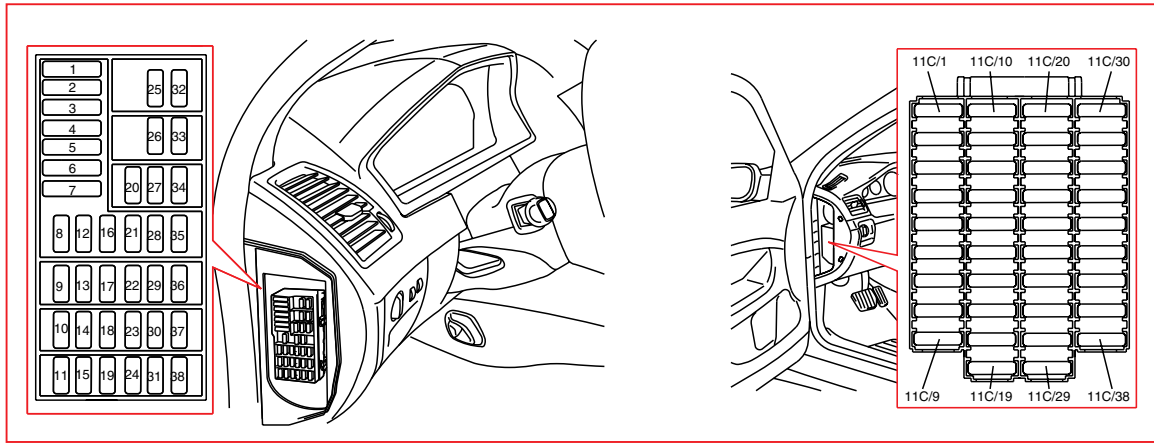


11C Fuses in the passenger compartment

No.	Fuse function	via	A	
14	3/27	Switch unit, power passenger seat, V70	5	
	3/117	Ceiling light switch unit, XC90	4/70	10
	4/70	Upper Electronic Module (UEM), XC90	4/70	
	4/76	Remote controlled garage door opener, XC90	4/70	
	7/149	Rain Sensor Module (RSM), XC90	4/70	
	10/114	Left-hand vanity mirror lighting, XC90	4/70	
	10/115	Right-hand vanity mirror lighting, XC90	4/70	
	10/150	Rear reading light, XC90	4/70	
15	10/172	Reading light, third row of seats, XC90	4/70	
	16/1	Audio Module (AUM), V70		5
	16/46	RTI display, V70		10
	16/93	Control module, cellular telephone handsfree, V70		
16	16/60	Phone Module (PHM), XC90		10
	16/1	Audio Module (AUM), V70		20
	16/93	Control module, cellular telephone handsfree, V70		
	4/99	Electronic power steering control module, XC90		15
6/114	Vacuum pump, XC90	8/84		
17	16/2	Amplifier, V70		30
	4/16	Brake Control Module (BCM), XC90		5
	4/68	Steering Angle Sensor module (SAS), XC90		
18	10/5	Front left fog light, V70	2/34	15
	10/6	Front right fog light, V70	2/34	
	9/12	Left seat heater, XC90		
19	16/46	RTI display, V70		10
	9/13	Right seat heater, XC90		15
20	2/157	Control module, cellular telephone handsfree, XC90	2/159	10
	16/105	Audio control module AUD, XC90	2/159	
	16/46	Multimedia display, XC90	2/159	
	16/107	Control module, MD player MP1, XC90	2/159	
	16/106	Control module, CD player MP2, XC90	2/159	
	16/108	Multimedia module (MMM), XC90	2/159	
	16/94	Infotainment Control Module (ICM), XC90	2/159	
	54/112:2	Accessory wiring connector, extended D-feed, XC90	2/159	
continues				

Fuses

Passenger compartment 11C/21-23

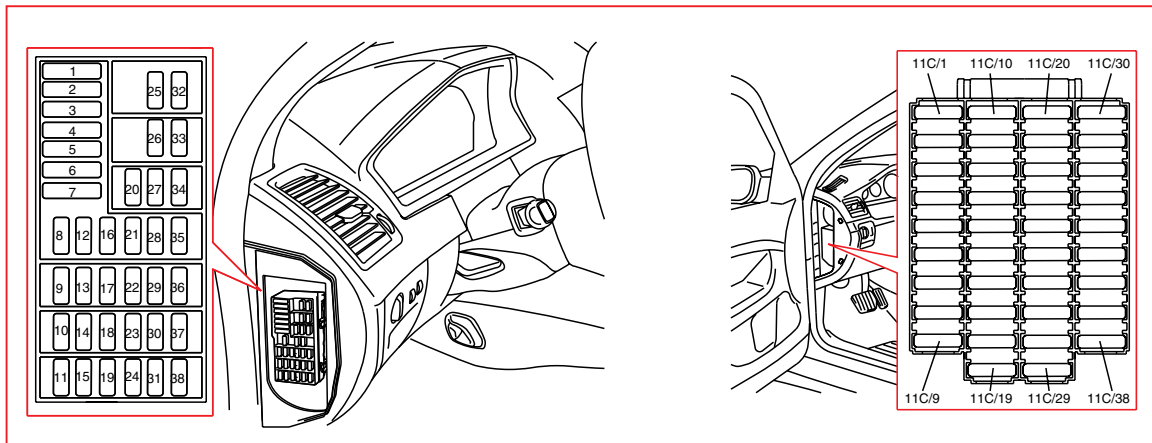


11C Fuses in the passenger compartment

No.	Fuse function	via	A			
21	3/156 Gear Selector Module (GSM), Geartronic, V70	2/101	10			
	4/28 Transmission Control Module (TCM), V70	2/101				
	8/36 Shift lock solenoid, V70	2/101, 3/156				
	5/1 Driver Information Module (DIM), XC90	2/29				
	4/52 Power driver's seat module (PSM), XC90	2/29				
	3/112 Climate Control Module (CCM), XC90	2/29				
	4/7 Combustion Preheater Module (CPM), XC90	2/29				
22	4/56 Central Electronic Module (CEM), V70	4/56, 20/32	20			
	10/13 Front left direction indicator, V70					
	10/14 Front right direction indicator, V70					
	10/15 Direction indicator, left front fender, V70					
	10/16 Direction indicator, right front fender, V70					
	10/47 Right rear direction indicator, V70					
	10/54 Left rear direction indicator, V70					
	54/51:9 Accessory wiring connector, RH direction indicator, V70					
	54/51:10 Accessory wiring connector, LH direction indicator, V70					
	17/13 Data link connector, XC90				5	
3/111 Light Switch Module (LSM), XC90						
3/112 Climate Control Module (CCM), XC90						
3/130 Steering Wheel Module (SWM), XC90						
23	17/13 Data link connector, V70		5			
	3/111 Light Switch Module (LSM), V70					
	3/112 Climate Control Module (CCM), V70					
	3/130 Steering Wheel Module (SWM), V70					
	4/56 Central Electronic Module (CEM), XC90	4/56, 20/32	20			
	10/13 Front left direction indicator, XC90					
	10/14 Front right direction indicator, XC90					
	10/15 Direction indicator, left front door, XC90					
	10/16 Direction indicator, right front door, XC90					
	10/47 Right rear direction indicator, XC90					
	10/54 Left rear direction indicator, XC90					
	54/51:9 Accessory wiring connector, RH direction indicator, XC90					
	54/51:10 Accessory wiring connector, LH direction indicator, XC90					
	continues					

Fuses

Passenger compartment 11C/24-28

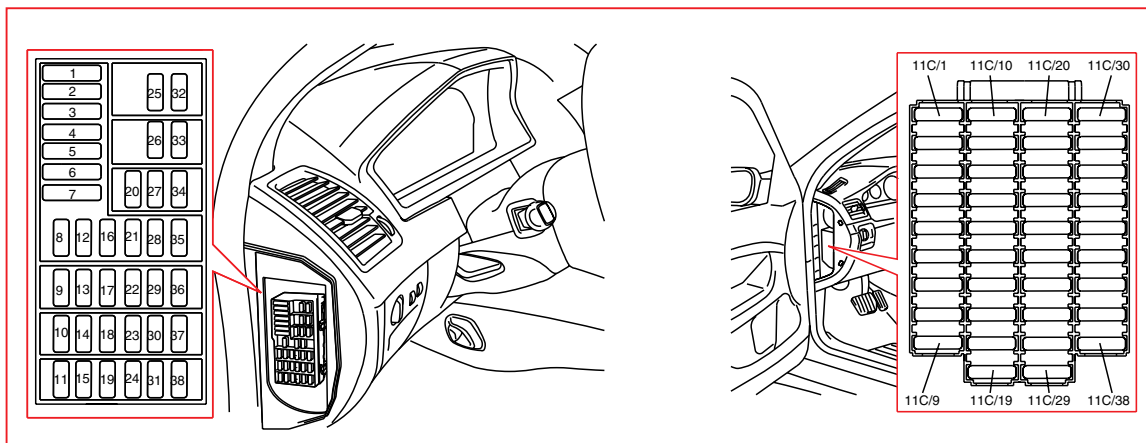


11C Fuses in the passenger compartment

No.	Fuse function	via	A
24	4/7 Combustion Preheater Module (CPM), V70	2/29	10
	4/52 Power Seat Module (PSM), V70	2/29	
	3/112 Climate Control Module (CCM), V70	2/29	
	5/1 Driver Information Module (DIM), V70	2/29	
	3/156 Gear Selector Module (GSM), Geartronic, XC90	2/101	
	4/28 Transmission Control Module (TCM), XC90	2/101	
8/36 Shift lock solenoid, XC90	2/101, 3/156		
25	2/30 X feed overload relay, V70	3/1	10
	2/31 15-feed overload relay, V70	3/1	
	2/35 Starter motor relay, V70	3/1	
	4/9 Control module, Supplemental Restraint System (SRS), V70	3/1	
	4/46 Engine Control Module (ECM), V70	3/1	
	4/56 Central Electronic Module (CEM), V70	3/1	
	16/65 Antenna ring/ignition switch lighting, V70	3/1	
6/33 Fuel pump, XC90	2/23	15	
26	6/28 Motor, passenger compartment fan, V70	4/31	30
	6/15 Sunroof motor, XC90	4/33	15
27	4/84 Suspension Module (SUM), V70	2/174	15
	4/56 Central Electronic Module (CEM), XC90		10
	11C/28 Fuse in passenger compartment fuse box, XC90		
28	3/117 Ceiling light switch unit, V70	4/70	10
	4/70 Upper Electronic Module (UEM), V70		
	4/76 Remote controlled garage door opener, V70	4/70	
	7/149 Rain Sensor Module (RSM), V70	4/70	
	10/25 Ceiling light, cargo compartment, V70	4/70	
	10/114 Left-hand vanity mirror lighting, V70	4/70	
	10/115 Right-hand vanity mirror lighting, V70	4/70	
	10/150 Rear reading light, V70	4/70	
16/35 Siren Control Module (SCM), XC90		5	
continues			

Fuses

Passenger compartment 11C/29-34

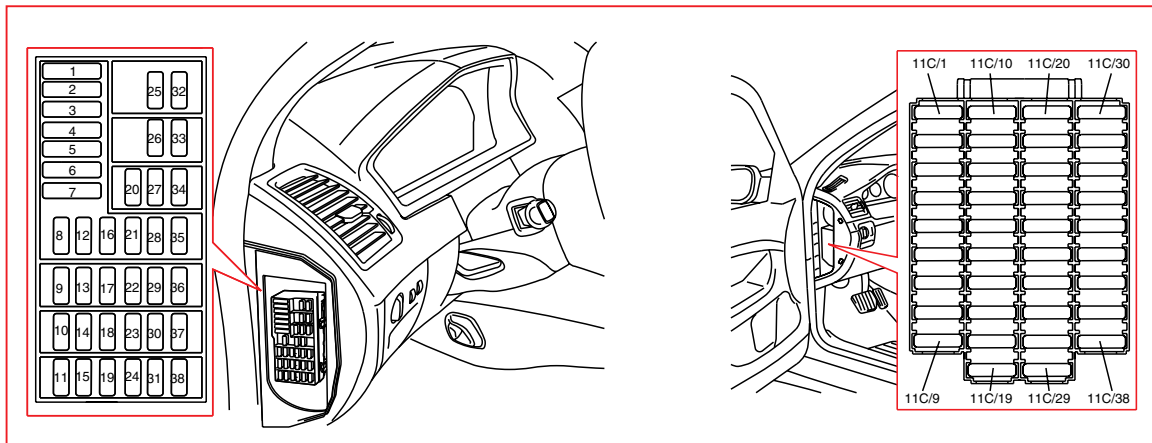


11C Fuses in the passenger compartment

No.	Fuse function	via	A
29	16/60 Phone Module (PHM), V70		10
30	10/11 Front left position/parking light, EU/OS, V70	20/28 20/28	7,5
	10/51 Tail light 1, left, V70		
	10/52 Tail light 2, left, V70		
	10/129 Front left position/parking light, V70		
	54/51:11 Accessory wiring connector, LH tail light, V70		
	10/1 FL lamp housing, daytime running lights, XC90		
31	10/3 License plate lighting, V70	20/33 20/33	7,5
	10/12 Front right position/parking light, V70		
	10/44 Tail light 1, right, V70		
	10/45 Tail light 2, right, V70		
	10/130 Front right position/parking light, V70		
	54/51:8 Accessory wiring connector, RH tail light, V70		
	10/2 FR lamp housing, daytime running lights, XC90		
32	4/56 Central Electronic Module (CEM), V70		10
	11C/38 Fuse in passenger compartment fuse box, V70		
	10/11 Front left position/parking light, XC90		
	10/51 Left-hand tail light, XC90		
	54/51:11 Accessory wiring connector, LH tail light, XC90		
33	4/83 Fuel pump control module, V70	2/23 2/23 2/23	15
	6/31 Feed pump, ejectors, V70		
	6/33 Fuel pump, V70		
	10/12 Front right position/parking light, XC90		7,5
	10/44 Right-hand tail light, XC90		
	10/3 License plate lighting, XC90		
	54/51:8 Accessory wiring connector, RH tail light, XC90		
34	6/15 Sunroof motor, V70	4/33	15
	10/5 Front left fog light, XC90	2/34	
	10/6 Front right fog light, XC90	2/34	
continues			

Fuses

Passenger compartment 11C/35-38

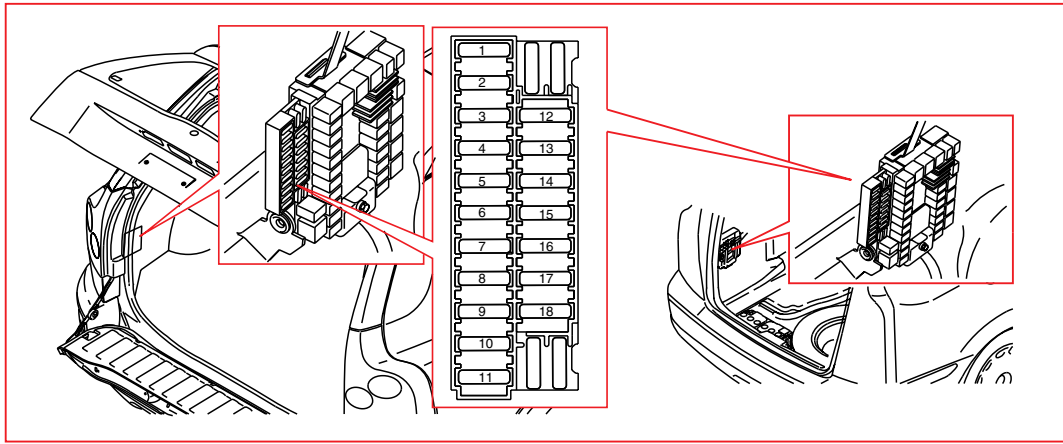


11C Fuses in the passenger compartment

No.	Fuse function	via	A
35	3/74 Lock unit, left front door, V70	3/126	25
	6/58 Front left power window motor, V70	3/126	
	6/62 Left-hand power door mirror, V70	3/126	
	9/33 Left-hand heated door mirror, V70	3/126	
	10/148 Left-hand door mirror lighting, V70	3/126	
36	3/75 Lock unit, right front door, V70	3/127	25
	6/60 Front right power window motor, V70	3/127	
	6/63 Right-hand power door mirror, V70	3/127	
	9/34 Right-hand heated door mirror, V70	3/127	
	10/149 Right-hand door mirror lighting, V70	3/127	
	11B/20-21 Fuse in the engine compartment fuse box, XC90		20
37	2/138 Deadlock relay, left rear door, V70	2/120	30
	2/139 Deadlock relay, right rear door, V70	2/120	
	3/85 Left rear door power window switch, V70	2/118, 2/116	
	3/86 Right rear door power window switch, V70	2/119, 2/117	
	6/92 Left rear power window motor, V70	2/118, 2/116, 3/85	
	6/93 Right rear power window motor, V70	2/119, 2/117, 3/86	
	10/151 Switch illumination, left rear door, V70	2/120	
	10/152 Switch illumination, right rear door, V70	2/120	
	16/46 Multimedia display, XC90		10
	16/107 Control module, MD player MP1, XC90		
16/106 Control module, CD player MP2, XC90			
54/112:1 Accessory wiring connector, 30-feed, XC90			
38	16/35 Siren Control Module (SCM), V70		5
	11B/17-18 Fuse in the engine compartment fuse box, XC90	2/62, 20/27	15
	11C/30-31 Fuses in the passenger compartment fuse box, XC90	20/27, 2/152	

Fuses

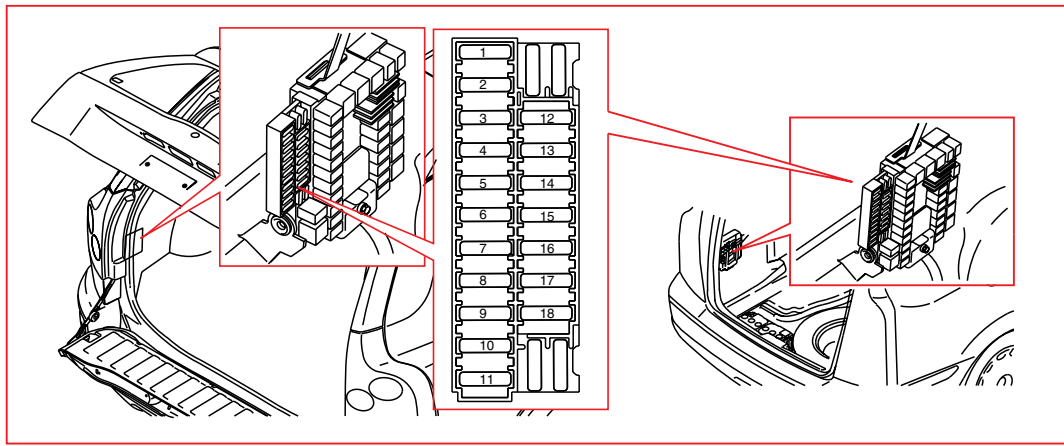
Cargo compartment 11D/1-10



11D Fuses in the cargo compartment

No.	Fuse function	via	A
1	4/58 Rear Electronic Module (REM)		10
	10/173 Cargo compartment lighting, tailgate, XC90	4/58	
2	10/53 Fog light, left rear	4/58, 20/29, 2/49	10
	10/46 RR fog light	4/58, 20/29, 2/49	
	54/51:5 Accessory wiring connector, rear fog light	4/58, 20/29, 2/49, 2/83	
3	11D/14 Fuse in cargo compartment fuse box	2/79, 20/31	15
	54/51:4 Accessory wiring connector, brake light	2/79	
4	10/48 Right-hand reversing light	2/80	10
	10/55 Left-hand reversing light	2/80	
	54/51:12 Accessory wiring connector, reversing light	2/80	
	54/98:3 Accessory wiring connector, reversing light, XC90	2/80	
5	2/52 Relay, 15l feed, rear		5
	2/82 Relay, heated rear window		
6	3/78 Trunk lid lock unit	2/87	10
7	17/19 12V outlet, cargo compartment	20/39	15
8	3/76 Left-hand rear door lock unit	2/158, 2/112, 2/115, 2/138	20
	3/77 Right-hand rear door lock unit	2/158, 2/114, 2/115, 2/139	
	6/37 Lock motor, fuel filler flap	2/59, 2/158	
	3/78 Trunk lid lock unit	2/158	
9	54/51:2 Accessory wiring connector, 30+		15
10	16/15 CD changer, V70		10
	16/45 Road Traffic Information module (RTI), V70		
	16/110 Antenna control module ATM, XC90		5
	54/98:1 Accessory wiring connector, 30-feed, XC90		
continues			

Fuses Cargo compartment 11D/11-18

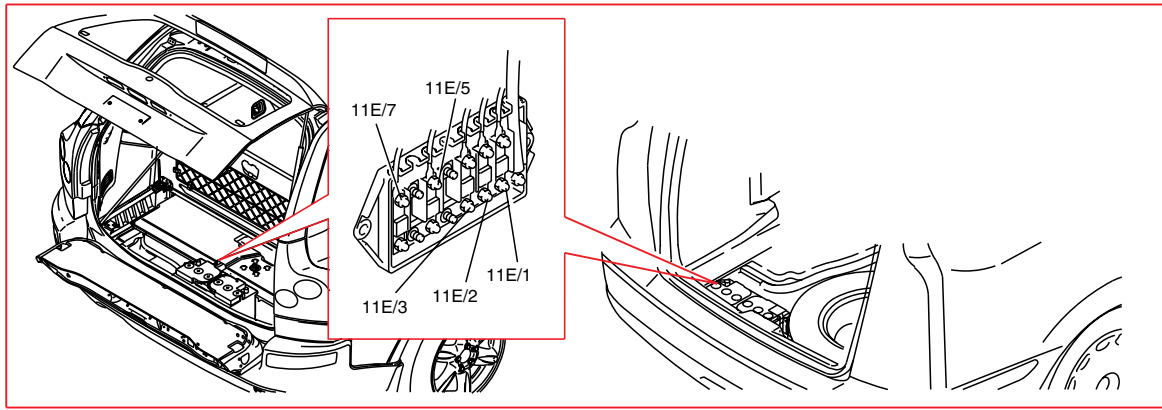


11D Fuses in the cargo compartment

No.	Fuse function	via	A
11	2/192 Relay (230V), engine heater	4/78	15
	4/78 Accessory Electronic Module AEM		
	4/106 Control module, remote parking heater start, V70		
12	6/32 Rear window wiper motor	2/16, 2/72	15
13	16/79 Bass speaker, V70	2/70 2/157	15
	6/76 Climate control system, rear XC90		
	16/79 Bass speaker system SUB, XC90		
14	10/43 Right-hand brake light		7,5
	10/50 Left-hand brake light		
15	54/51:1 Accessory wiring connector, 15l+		20
	4/86 Parking Assistance Module (PAM), XC90		
16	17/19 12V outlet, cargo compartment, accessory V70	2/52	15
17	2/142 Relay, preheated fuel filter, Diesel		7,5
	4/82 Differential Electronic Module (DEM)		
18	9/38 Preheated fuel filter, Diesel	2/142	15

Fuses

Cargo compartment 11E/1-7

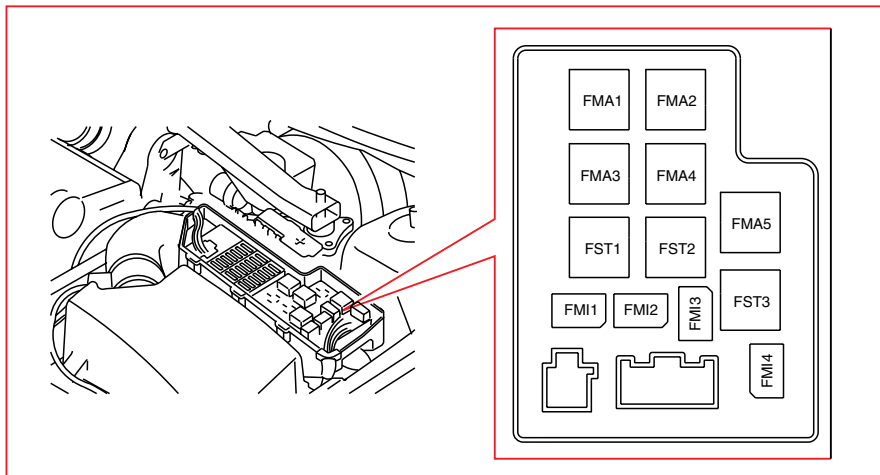


11E Fuses near the battery

No.	Fuse function	via	A
1	11D/15-18 Fuse in cargo compartment fuse box	2/52	40
2	11D/12-13 Fuse in cargo compartment fuse box		40
3	9/2 Heated rear window	2/82	40
5	11D/6-11 Fuse in cargo compartment fuse box		40
7	11D/1-5 Fuse in cargo compartment fuse box		40

Relays/Shunts

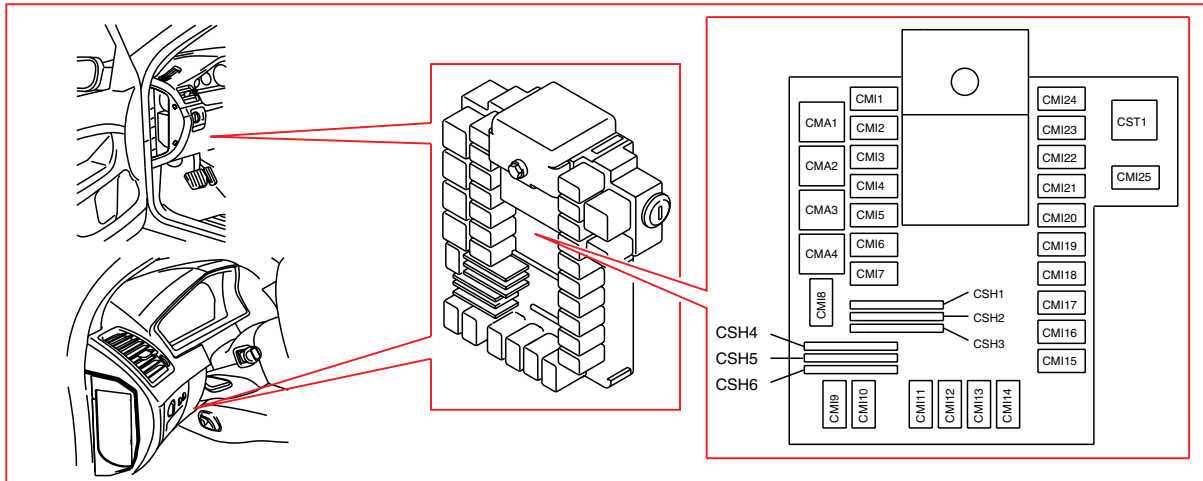
Engine compartment FMA2 - FST3



Relays in the engine compartment

Pos	Relay functions	
FMA2	2/32	Engine management system main relay
FMA3	2/14	Relay, glow plug unit
FMA4	2/35	Starter motor relay
FMI1	2/22	Relay, climate control system
FMI2	2/17	Horn relay
FMI3	2/92	Relay, windshield washer motor
FMI4	2/93	Relay, rear window washer motor
FST1	2/91	Relay, intermittent windshield wiper
FST2	2/33	Fuel system relay, V70
	2/33	High pressure wash relay, XC90
FST3	2/90	Relay, windshield wiper, low/high speed

Relays/Shunts Passenger compartment CMA2 - CSH4

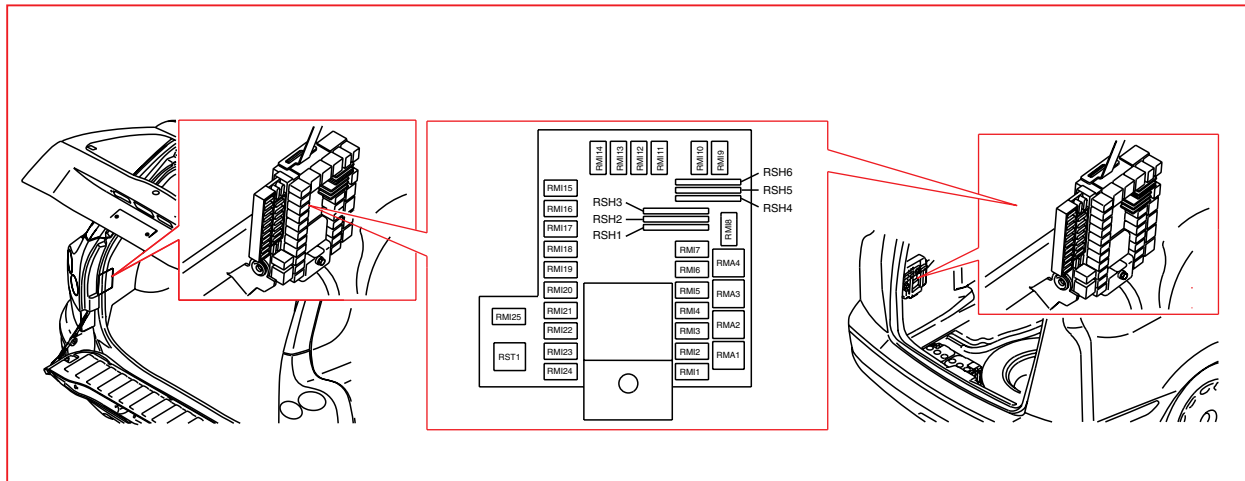


Relays/shunts in the passenger compartment

Pos	Relay function
CMA2	2/30 X feed overload relay
CMA3	2/31 15-feed overload relay
CMI1	2/116 Rear power window up relay
CMI2	2/118 Rear power window down relay
CMI3	2/120 Relay - power windows, power child lock rear door
CMI4	2/63 High beam relay
CMI5	2/61 Relay, position/parking light
CMI6	2/152 Relay, daytime running lights
CMI7	2/62 Relay, low beam/Bi-Xenon
CMI11	2/34 Fog light relay, front
CMI12	2/23 Fuel pump relay
CMI13	2/174 Relay, Suspension Module (SUM), V70
CMI14	2/143 Relay, fuel leakage control
CMI16	2/159 Infotainment relay, XC90
CMI21	2/101 Relay for extended D2 feed, automatic transmission
CMI22	2/29 Relay, extended D1 feed
CMI23	2/119 Right rear power window down relay
CMI24	2/117 Right rear power window up relay
CSH1	20/32 Shunt, indicator CEM, left
CSH2	20/34 Shunt, indicator CEM, right
CSH4	20/27 Shunt, low beam CEM

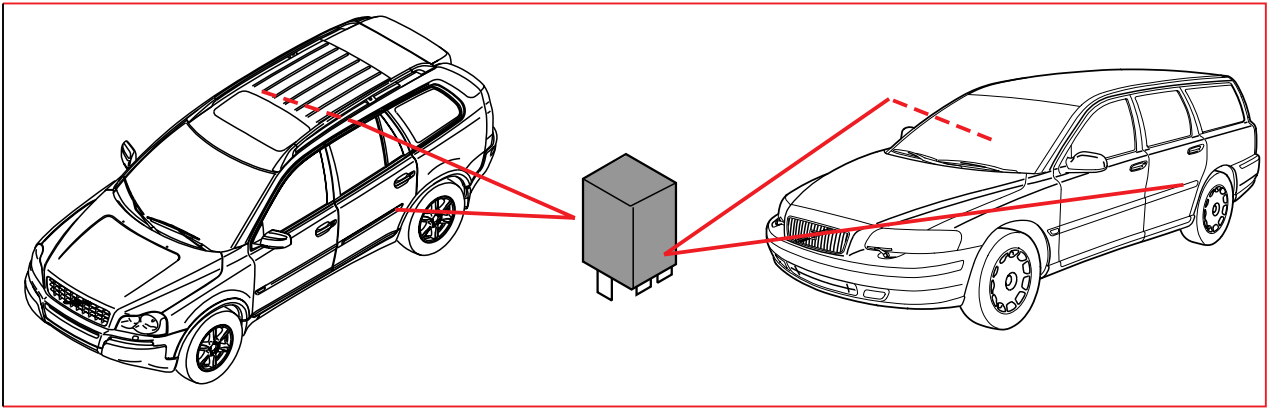
Relays/Shunts

Cargo compartment RMA1 - RSH6



Relays/shunts in the cargo compartment

Pos	Relay function
RMA1	2/52 Relay, 15l feed, rear
RMA2	2/157 Bass speaker system relay, XC90
RMA3	2/82 Relay, heated rear window
RMI2	2/112 Unlocking relay, left-hand rear
RMI3	2/115 Relay, deadlock, rear doors
RMI4	2/80 Reversing light relay
RMI5	2/79 Brake light relay
RMI6	2/49 Relay, rear fog light
RMI7	2/83 Trailer fog light relay
RMI8	2/142 Relay, preheated fuel filter
RMI13	2/72 Relay, rear window wiper
RMI16	2/16 Relay, intermittent rear window wiping on/off
RMI17	2/140 Relay CNG/LPG
RMI18	2/70 Relay, rear climate control system, XC90
RMI19	2/87 Unlocking relay, tailgate
RMI20	2/158 Locking relay, rear doors, filler flap
RMI21	2/59 Unlocking relay, fuel filler flap
RMI23	2/114 Unlocking relay, right-hand rear
RSH2	20/29 Shunt, fog light REM
RSH3	20/39 Shunt, cargo compartment 12V outlet
RSH4	20/28 Shunt, position/parking/tail lights (REM)
RSH5	20/33 Shunt, position/parking/tail lights (REM)
RSH6	20/31 Shunt, brake light REM



Other relays

Pos	Relay function
Left-hand rear door	2/138 Deadlock relay, left-hand rear door
Right-hand rear door	2/139 Deadlock relay, right-hand rear door

Ground connections

31/1 - 31/10

31/1	
53/302	Junction point
-6/2:4	-windshield washer pump
-6/2:6	-windshield washer pump, XC90
-6/3:3	-RH headlight wiper motor, V70

31/2	
4/71:1	Cooling fan control module

31/3	
1/1	Battery

31/4	
31/44	Ground connection

31/6	
4/31A:4	Fan control module, RHD
4/56E:1	Central Electronic Module (CEM), LHD
53/405	Junction point
-10/29:2	-glove compartment lighting
-2/30:4	-X feed overload relay
-2/31:4	-15-feed overload relay
-3/6:5	-hazard warning flasher switch
-2/143:1	-relay, fuel leakage control
-16/65:6	-antenna ring/ignition switch lighting
-10/125:4	-left front courtesy lighting
-54/13:22	-connector
-10/126:4	-FR courtesy lighting

31/10	
4/31A:4	Fan control module, LHD
4/56E:1	Central Electronic Module (CEM), RHD
53/406	Junction point
-9/1:2	- 12V outlet, front
-9/25A:3	- 12V outlet, rear
-4/84C:2	-Suspension Module (SUM)

Ground connection
31/44 - 31/66

31/44	
31/4	Ground connection

31/46	
8/66	Left-hand inflatable curtain igniter, shield V70

31/47	
53/605	Junction point
-54/78:14	-connector, Subwoofer
-16/79:9	-bass speaker V70
-16/79:10	-bass speaker V70
-2/157:2	-bass speaker system relay, XC90
-54/66.1:1	-connector, XC90
54/78:14	Connector, without Subwoofer
8/66	Left-hand inflatable curtain igniter, shield XC90
16/79A:1	Subwoofer Module (SUB), (option) XC90
2/157:2	Bass speaker system relay, (option) XC90

31/48	
4/83:3	Fuel pump control module, B5244S6, B5244S USA, B5254T4
6/33:4	Fuel pump

31/53	
1/1	Battery

31/66	
53/500	Junction point
-54/24:13	-connector, RHD
-4/52A:2	-Power driver's seat module (PSM), LHD
-54/24:3	-connector
-54/74:4	-connector
-54/10:11	-connector
-54/20:12	-connector

Ground connection

31/67 - 31/72

31/67	
53/501	Junction point
-54/25:3	-connector
-54/21:12	-connector
-4/52A:2	-power driver's seat module (PSM), RHD
-54/25:13	-connector LHD
-54/11:11	-connector
-6/35:2	-fuel pump, auxiliary heater

31/70	
10/65:2	Front right auxiliary light, accessory
10/69:2	Front left auxiliary light, accessory

31/72	
53/601	Junction point
-4/58E:1	-Rear Electronic Module (REM)
-6/31:4	-feed pump ejectors, B5254T4
-10/18A:6	-rear left lamp housing
-54/78:7	-connector
-54/78:6	-connector
-10/18B:4	-rear left lamp housing, V70
-4/86A:4	-Parking Assistance Module (PAM), XC90
-6/76A:2	-climate control system, rear XC90
53/602	Junction point, RTI V70
-7/100:5	-Inclination Sensor Module (ISM)
-16/45D:5	-Road Traffic Information (RTI)
7/100:5	Inclination Sensor Module (ISM), without RTI V70
7/100:5	Inclination Sensor Module (ISM), XC90
16/15:1	CD changer, accessory V70

31/73	
53/604	Junction point
-2/191:5	-relay, remote parking heater start, radio signal, accessory
-4/78A:1	-Accessory Electronic Module (AEM)
-4/106:4	-remote parking heater start control module, accessory
-10/17A:6	-rear right lamp housing
-10/218:C	-indicator light, remote start, accessory
-17/19:2	-12V outlet, cargo compartment
-54/35:4	-connector, Diesel
-10/17B:4	-right rear lamp housing, V70
-54/54:8	-connector, Bi-fuel, V70
-54/106:2	-connector, Bi-fuel, V70
-54/98:5	-accessory wiring connector, XC90
54/51:7	Accessory wiring connector
17/19:2	12V outlet, cargo compartment, accessory V70

31/83	
53/400	Junction point
-5/1:14	-Driver Information Module (DIM)
-16/65:7	-antenna ring/ignition switch lighting
-16/108A:5	-Multimedia module (MMM), XC90
16/65:7	Antenna ring/ignition switch lighting
54/13:20	Connector

31/84	
53/438	Junction point
-3/130:16	-Steering Wheel Module (SWM)
-3/130:22	-Steering Wheel Module (SWM)
-4/68:16	-Steering Angle Sensor module (SAS), DSTC
-3/112A:16	-Climate Control Module (CCM)
-3/111:5	-Light Switch Module (LSM)
-17/13:4	-data link connector
-17/13:5	-data link connector
-16/60:18	-Phone Module (PHM), V70
-16/60A:1	-Phone Module (PHM), XC90
-16/94A:10	-Infotainment Control Module (ICM), XC90
-16/106:4	-CD player MP2, XC90
-16/107:4	-MD player MP1, XC90
-54/112:4	-accessory wiring connector, XC90
cont.	

Ground connection

31/84 - 31/91

31/84	
53/448 -53/423	Junction point -junction point
-16/1A:12 -16/2A:2	-Audio Module (AUM), extra amplifier V70 -amplifier, extra V70
-16/105A:2	-Audio module (AUD), MMM XC90
16/105A:2	Audio Module (AUD), without MMM & MP XC90
16/1A:12	Audio module (AUM), without auxiliary amplifier V70
16/93:1	Control module, cellular telephone handsfree. Accessory V70

31/88	
20/3:3	Spark plug and ignition coil
20/4:3	Spark plug and ignition coil

31/89	
20/5:3	Spark plug with ignition coil, 5-cyl
20/6:3	Spark plug with ignition coil, 5-cyl
20/7:3	Spark plug with ignition coil, 5-cyl
53/323 -20/5:3 -20/6:3 -20/7:3 -20/8:3	Junction point, 6-cyl -spark plug and ignition coil -spark plug and ignition coil -spark plug and ignition coil -spark plug and ignition coil

31/91	
4/50:5	Electronic Throttle Module (ETM), Bi-Fuel
9/32:2	PTC resistor, air preheating, 5-cyl Turbo
9/32:1	PTC resistor, air preheating, 5-cyl normally aspirated, Bi-fuel

31/93	
53/301	Junction point
53/331	Junction point
-8/37B:2	- automatic transmission
-8/37B:4	- automatic transmission
-15/31C6:1	- engine compartment distribution box
-53/329	- junction point
-53/301	- junction point
-54/58:2	- connector, 4T65AWD
-54/58:4	- connector, 4T65AWD
-54/9:3	- connector
-6/1:4	- windshield wiper motor, V70
-6/4:3	- LH headlight wiper motor, V70
-10/15:1	- direction indicator, FL fender, EU/OS V70
-54/4:4	- connector, V70
-3/62:2	- hood alarm contact, XC90
-6/1:2	- windshield wiper motor, LHD XC90
-6/1:4	- windshield wiper motor, RHD XC90
-16/10:2	- horn 1, XC90

31/94	
53/303	Junction point
-4/28	- Transmission Control Module (TCM)
-10/6:2	- FR fog light
-16/35:3	- Siren Control Module (SCM)
-6/39:1	- RH headlight adjustment motor, V70
-10/2A:1	- FR lamp housing, V70
-10/2B:3	- FR lamp housing, V70
-10/16:1	- direction indicator, FR fender, EU/OS, V70
-10/2A:4	- FR lamp housing, XC90

31/95	
53/384	Junction point
-4/16:16	-Brake Control Module (BCM)
-4/16:47	-Brake Control Module (BCM)

31/96	
53/326	Junction point
-4/46A:17	-Engine Control Module (ECM), 5-cyl normally aspirated
-4/46A:36	-Engine Control Module (ECM), Diesel, Bi-fuel
-4/46A:53	-Engine Control Module (ECM)
-4/46A:54	-Engine Control Module (ECM)
-4/46A:62	-Engine Control Module (ECM), 5-cyl normally aspirated, Bi-Fuel
-4/46A:63	-Engine Control Module (ECM), 5-cyl & 6-cyl Turbo
-6/105	-fuel distributor, gas
-9/32:2	-PTC resistor, air preheating, Diesel

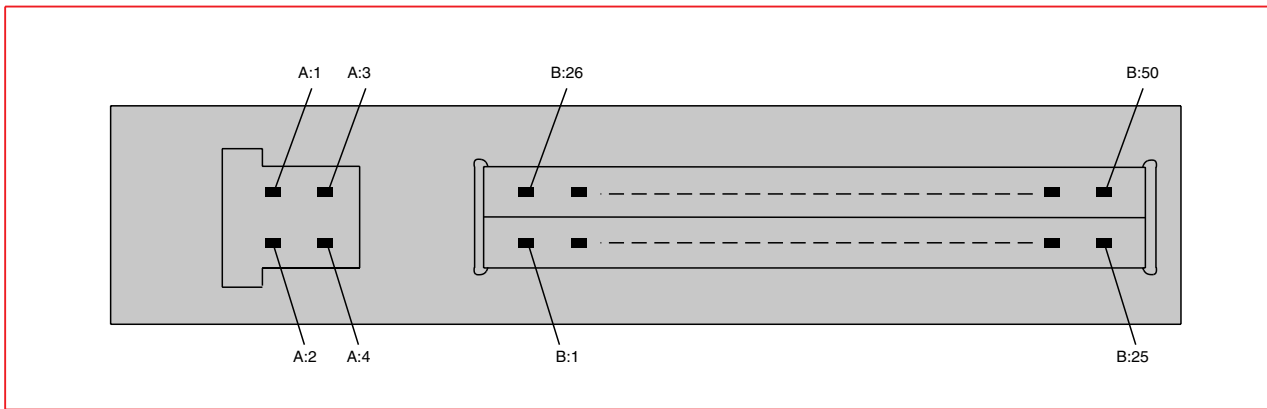
Ground connection 31/98 - 31/102

31/98	
10/115:3	Right-hand vanity mirror lighting
53/503	Junction point
-3/117A:10	-ceiling light switch unit
-4/33A:5	-Sunroof Control Module (SRM)
-4/70:20	-Upper Electronic Module (UEM)
-7/122:5	-Mass Movement Sensor Module (MMS), front
-10/114:3	-left-hand vanity mirror lighting
-10/150:4	- rear reading light
-54/16:2	-connector
-54/13:20	-connector
-10/25:4	-ceiling light, cargo compartment, V70
-7/158:5	-Mass Movement Sensor (MMS), rear XC90
-53/577	-junction point, XC90

31/99	
7/135B:1	Glass breakage sensor, left-hand, V70

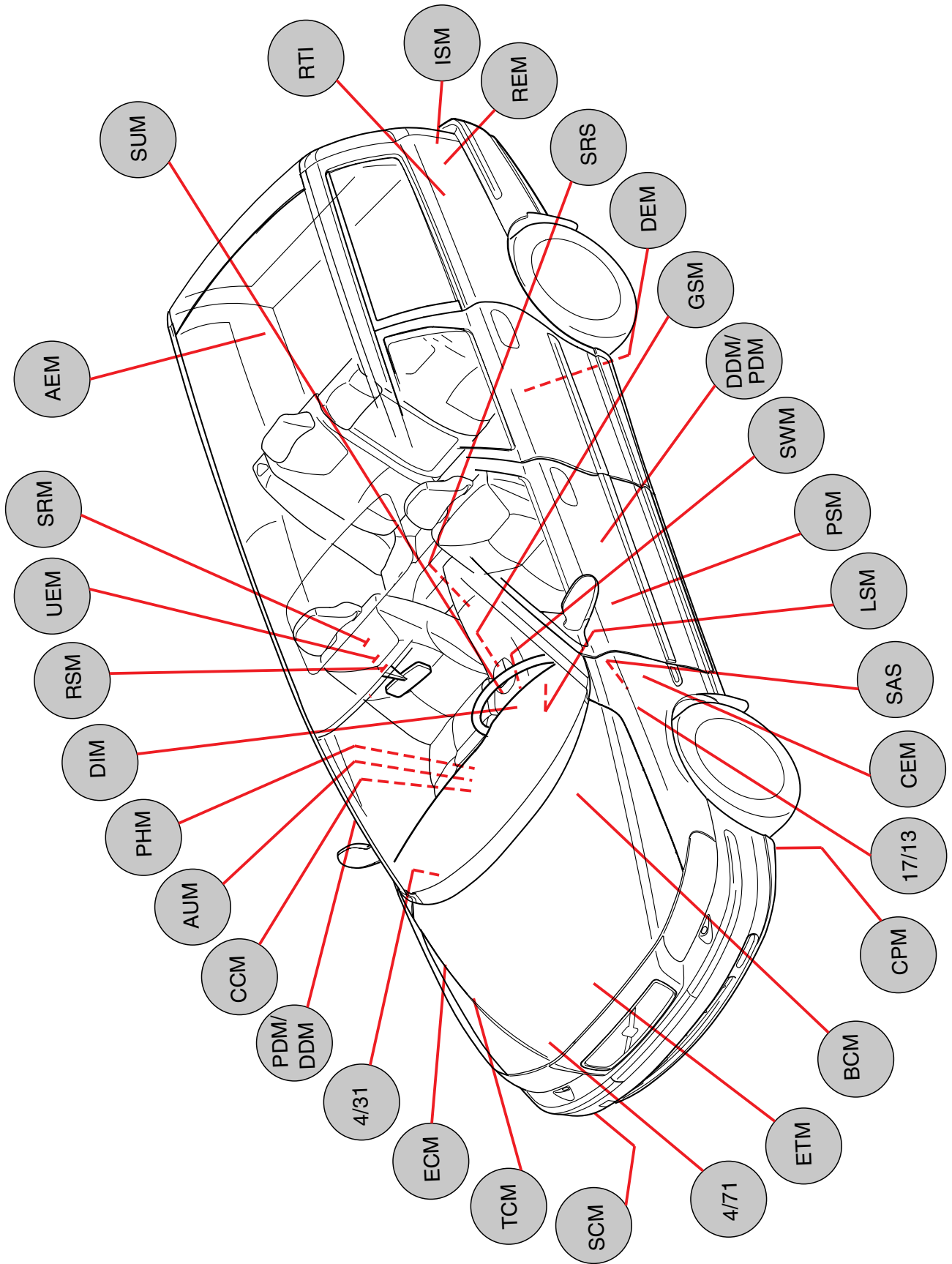
31/102	
2/192:2	Relay (230V), engine heater, accessory

Control modules Accessory Electronic Module (AEM)



Pos	Function	Type
A:1	Electrical distribution	Ground
A:2	Electrical distribution	Feed
A:3	CAN communication	Input/output signals
A:4	CAN communication	Input/output signals
B:1	Remote heater start, minicall	Feed
B:2	Remote heater start, minicall	Ground
B:3	Remote heater start, minicall	Input signal
	Remote heater start, radio signal	
B:5	Engine heater	Steering, alternating current feed
B:6	Parking Assistance	Feed
B:7	Parking Assistance	Input signal
B:8	Parking Assistance	Ground
B:11	Handsfree, audio disengage	Input signal
B:12	Audio disengage	Output signals
B:13	Rheostat, audio	Output signals
B:14	Speed signal, audio	Output signals
	Speed signal, RTI Japan	
B:15	Alarm signal	Output signals
B:16	Alarm signal	Output signals
B:30	Antenna amplifier, audio	Feed
	Dimmer, RTI Japan	Output signals
B:33	Alarm signal	Output signals
	RTI Japan	Steering, X-feed
B:34	Alarm signal	Output signals
	Reverse gear signal, RTI Japan	

Control modules overview, locations V70/XC70

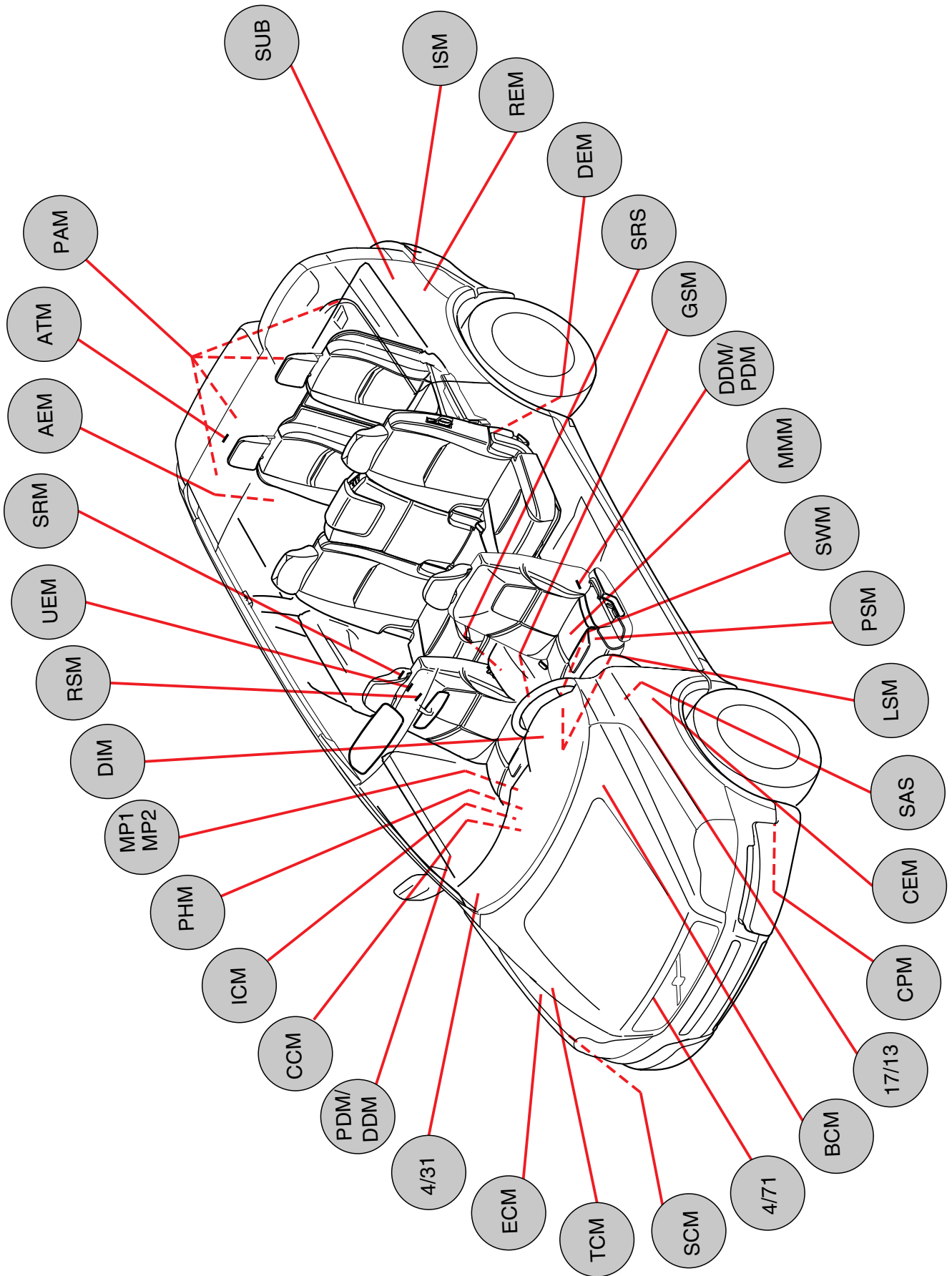


Control modules Overview, designations V70/XC70

Unit	Designation	
AEM	4/78	Accessory Electronic Module AEM
AUM	16/1	Audio Module (AUM)
BCM	4/16	Brake Control Module (BCM)
CCM	3/112	Climate Control Module (CCM)
CEM	4/56	Central Electronic Module CEM
CPM	4/7	Combustion Preheater Module (CPM)
DDM/PDM	3/126	Driver/Passenger Door Module (DDM/PDM)
DEM	4/82	Differential Electronic Module DEM
DIM	5/1	Combined instrument panel DIM
ECM	4/46	Engine Control Module (ECM)
ETM	4/50	Electronic Throttle Module ETM
GSM	3/156	Gear Selector Module (GSM)
ISM	7/100	Inclination Sensor Module (ISM)
LSM	3/111	Light Switch Module LSM
PDM/DDM	3/127	Passenger/Driver Door Module (PDM/DDM)
PHM	16/60	Phone Module (PHM)
PSM	4/52	Power Seat Module (PSM)
REM	4/58	Rear Electronic Module (REM)
RSM	7/149	Rain Sensor Module (RSM)
RTI	16/45	Road Traffic Information (RTI)
SAS	4/68	Steering Angle Sensor module SAS
SCM	16/35	Siren Control Module (SCM)
SRM	4/33	Sunroof control module SRM
SRS	4/9	Control module, Supplemental Restraint System (SRS)
SUM	4/84	Suspension Module (SUM)
SWM	3/130	Steering Wheel Module (SWM)
TCM	4/28	Transmission Control Module (TCM)
UEM	4/70	Upper Electronic Module UEM
4/31	4/31	Fan control module
4/71	4/71	Cooling fan control module
17/13	17/13	Data link connector

Control modules

Overview, locations XC90

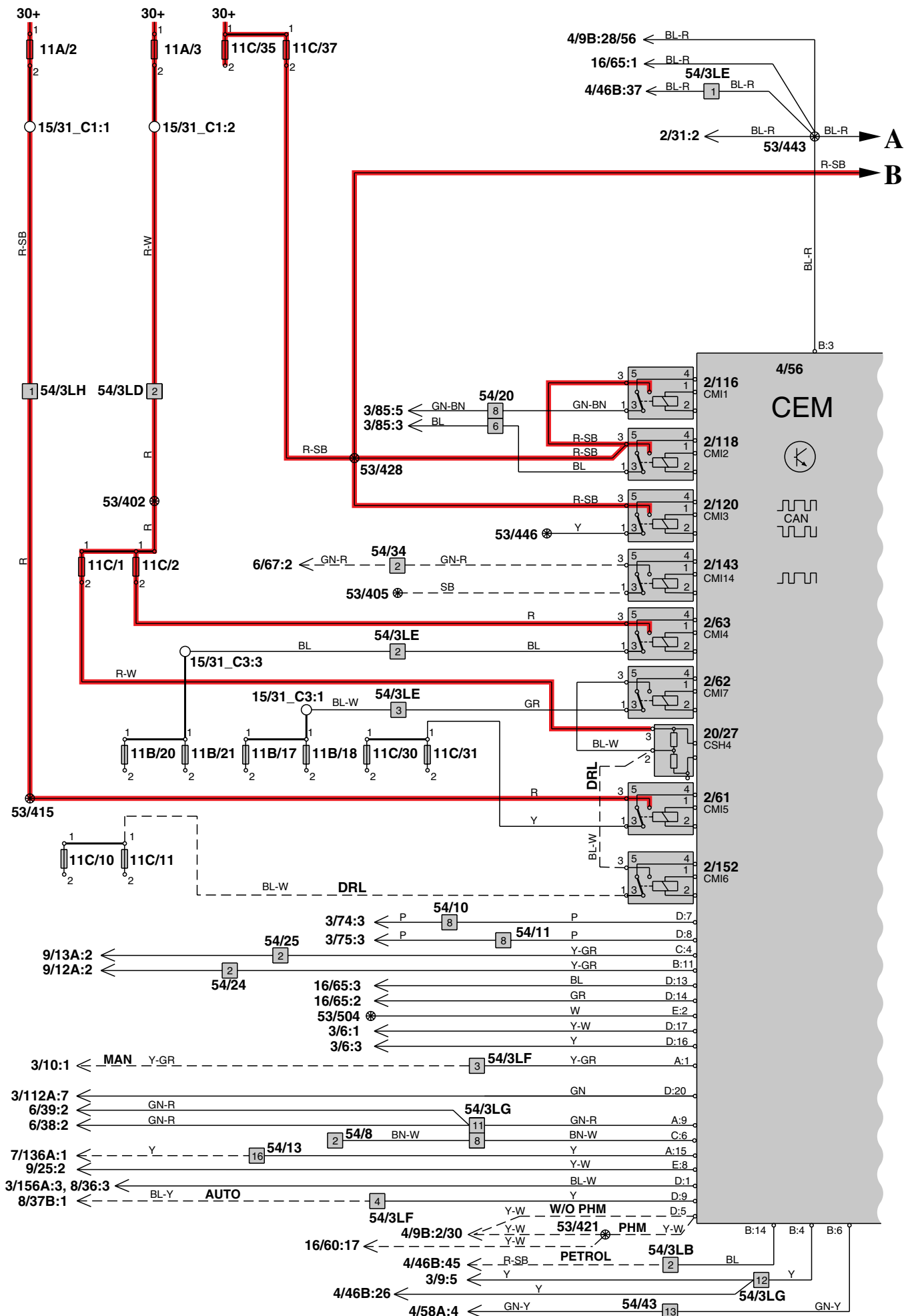


Control modules Overview, designations XC90

Unit	Designation	
AEM	4/78	Accessory Electronic Module AEM
ATM	16/110	Antenna control module (ATM)
BCM	4/16	Brake Control Module (BCM)
CCM	3/112	Climate Control Module (CCM)
CEM	4/56	Central Electronic Module CEM
CPM	4/7	Combustion Preheater Module (CPM)
DDM/PDM	3/126	Driver/Passenger Door Module (DDM/PDM)
DEM	4/82	Differential Electronic Module DEM
DIM	5/1	Combined instrument panel DIM
ECM	4/46	Engine Control Module (ECM)
GSM	3/156	Gear Selector Module (GSM)
ICM	16/94	Infotainment Control Module (ICM)
ISM	7/100	Inclination Sensor Module (ISM)
LSM	3/111	Light Switch Module LSM
MMM	16/108	Multimedia module (MMM)
MP1	16/107	Control module, MD player MP1
MP2	16/106	Control module, CD player MP2
PAM	4/86	Parking Assistance Module (PAM)
PDM/DDM	3/127	Passenger/Driver Door Module (PDM/DDM)
PHM	16/60	Phone Module (PHM)
PSM	4/52	Power Seat Module (PSM)
REM	4/58	Rear Electronic Module (REM)
RSM	7/149	Rain Sensor Module (RSM)
SAS	4/68	Steering Angle Sensor module SAS
SCM	16/35	Siren Control Module (SCM)
SRM	4/33	Sunroof control module SRM
SRS	4/9	Control module, Supplemental Restraint System (SRS)
SUB	16/79	Bass speaker system SUB
SWM	3/130	Steering Wheel Module (SWM)
TCM	4/28	Transmission Control Module (TCM)
UEM	4/70	Upper Electronic Module UEM
4/31	4/31	Fan control module
4/71	4/71	Cooling fan control module
17/13	17/13	Data link connector

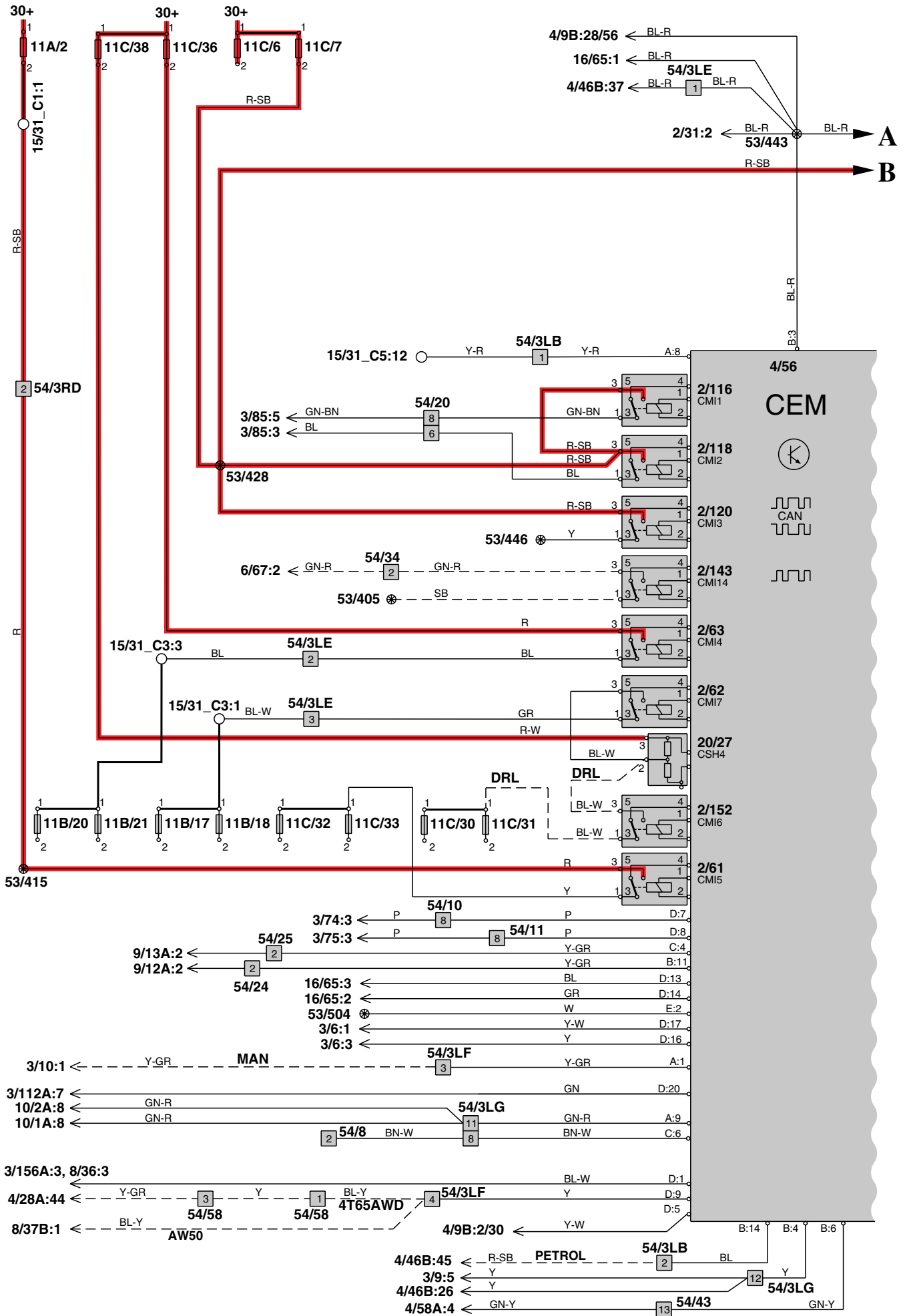
Control modules

Central Electronic Module (CEM) V70/XC70



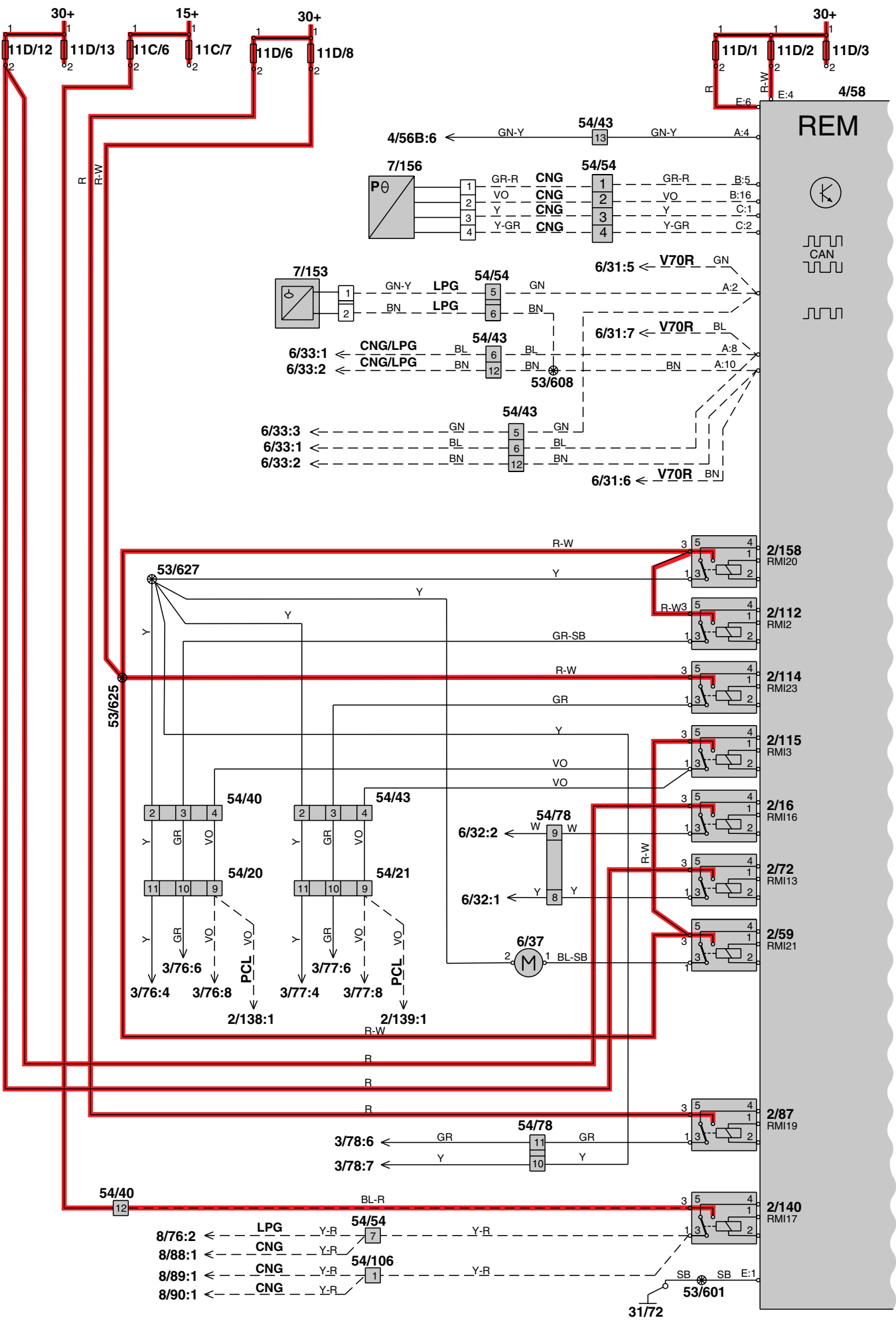
Control modules

Central Electronic Module (CEM) XC90



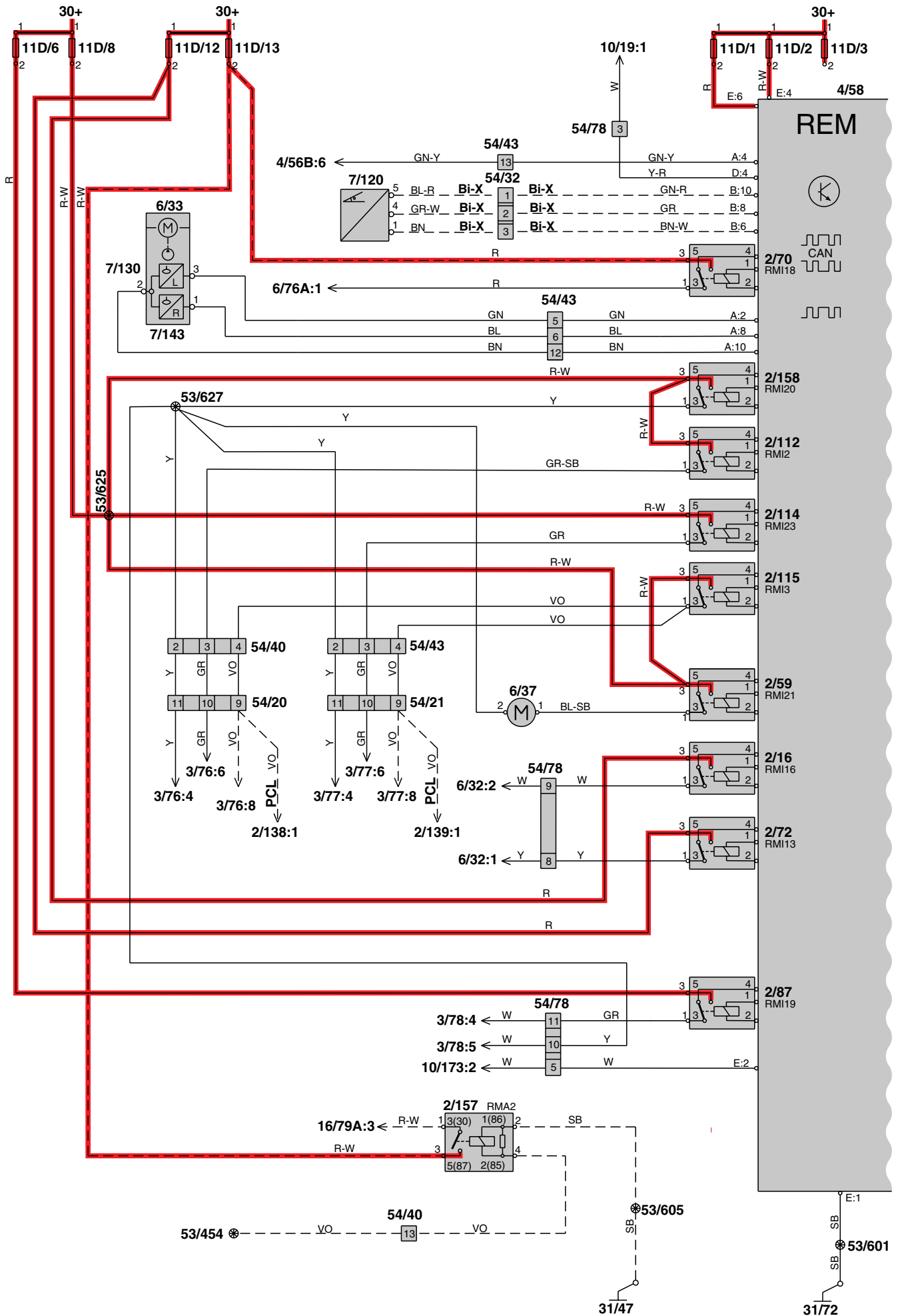
Control modules

Rear Electronic Module (REM) V70/XC70



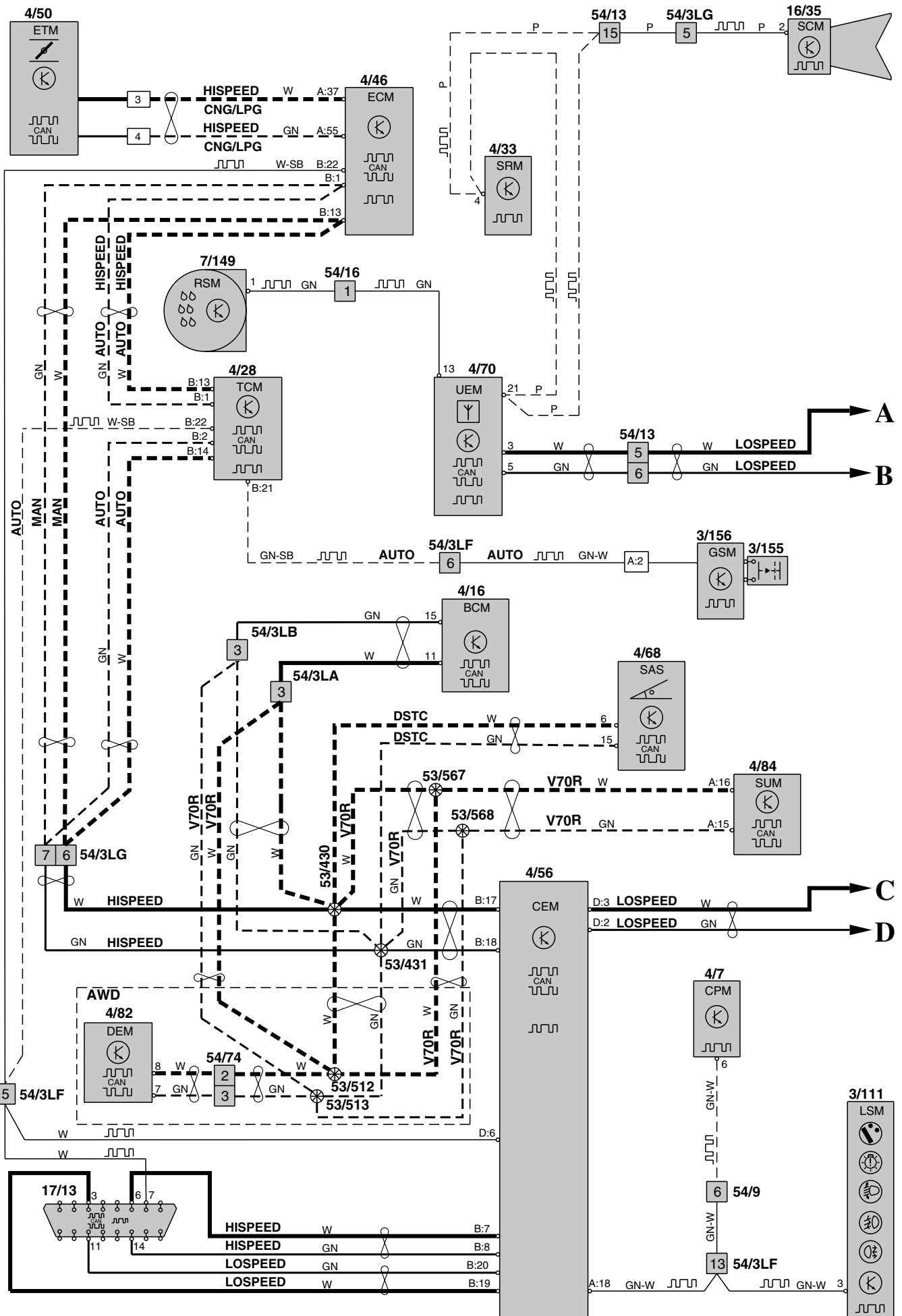
Control modules

Rear Electronic Module (REM) XC90



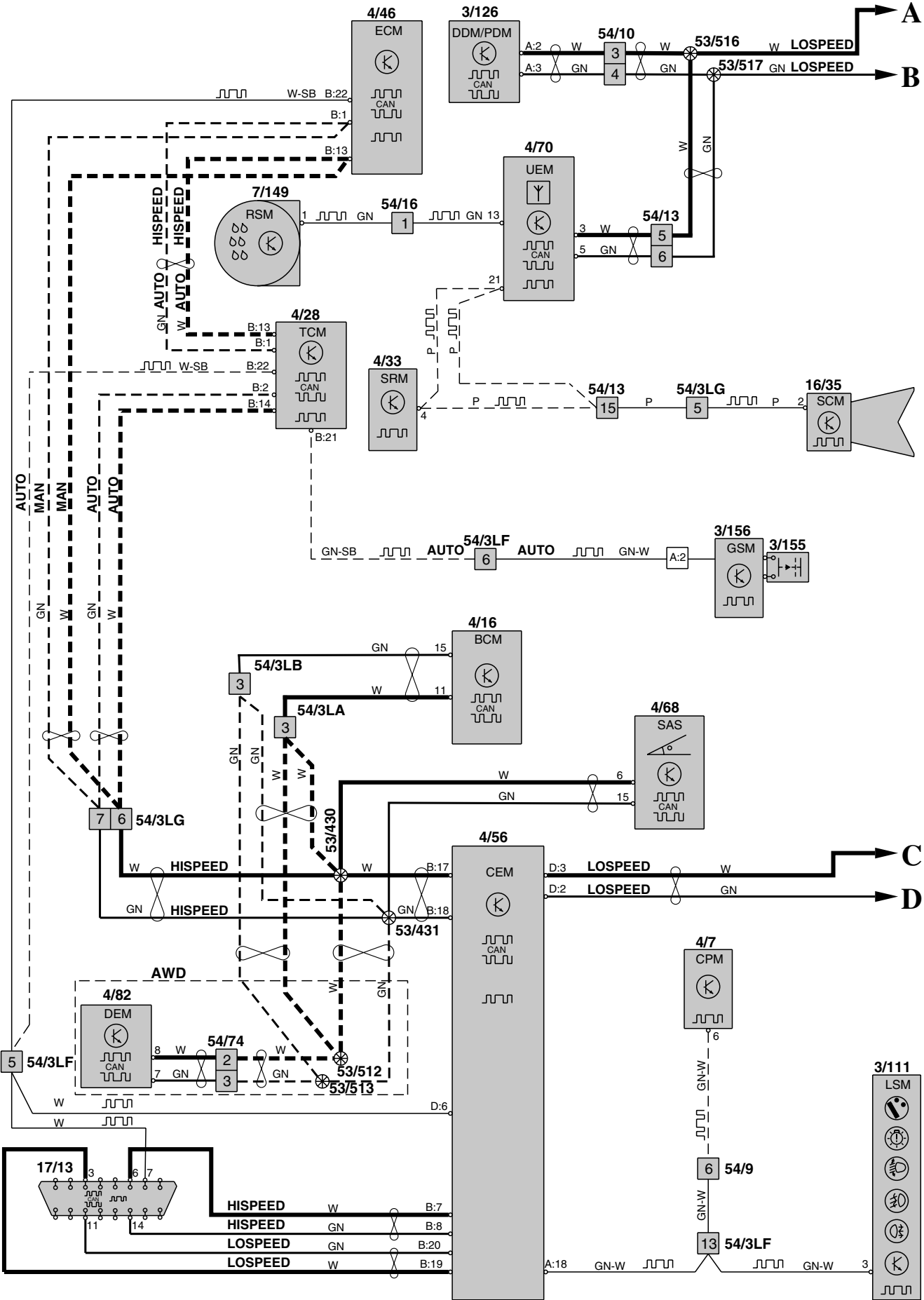
Control modules

Data communication V70/XC70

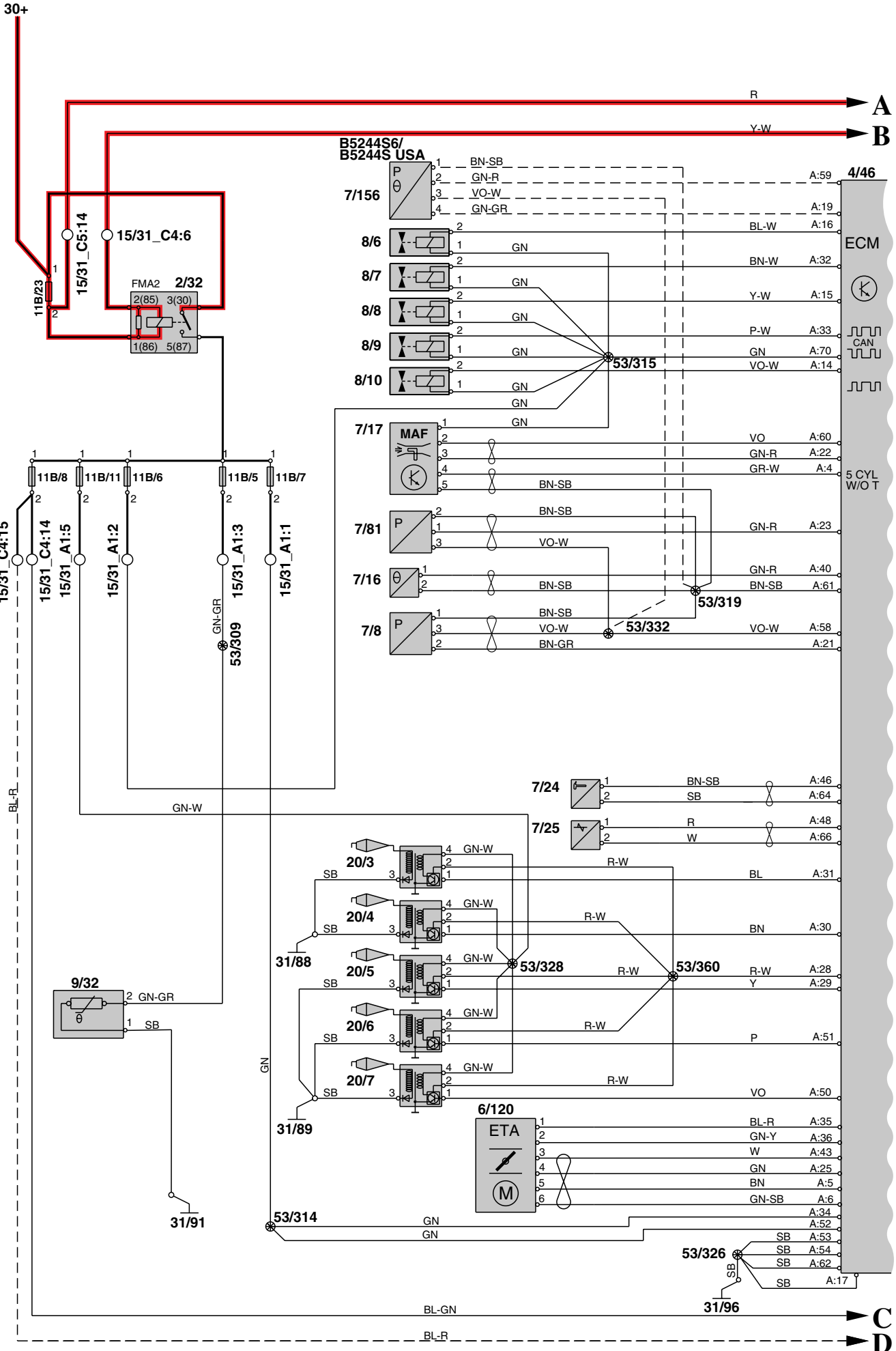


Control modules

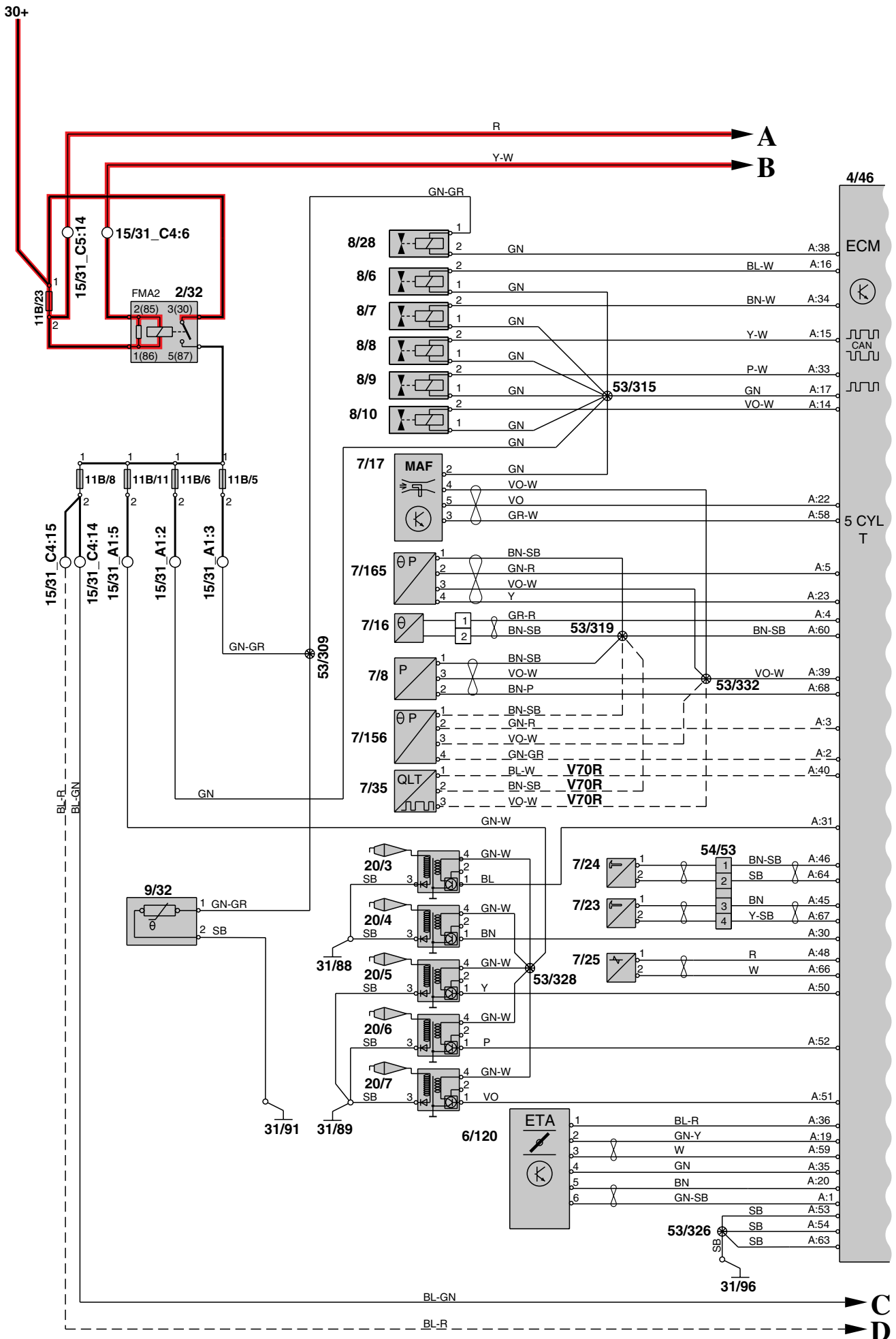
Data communication XC90



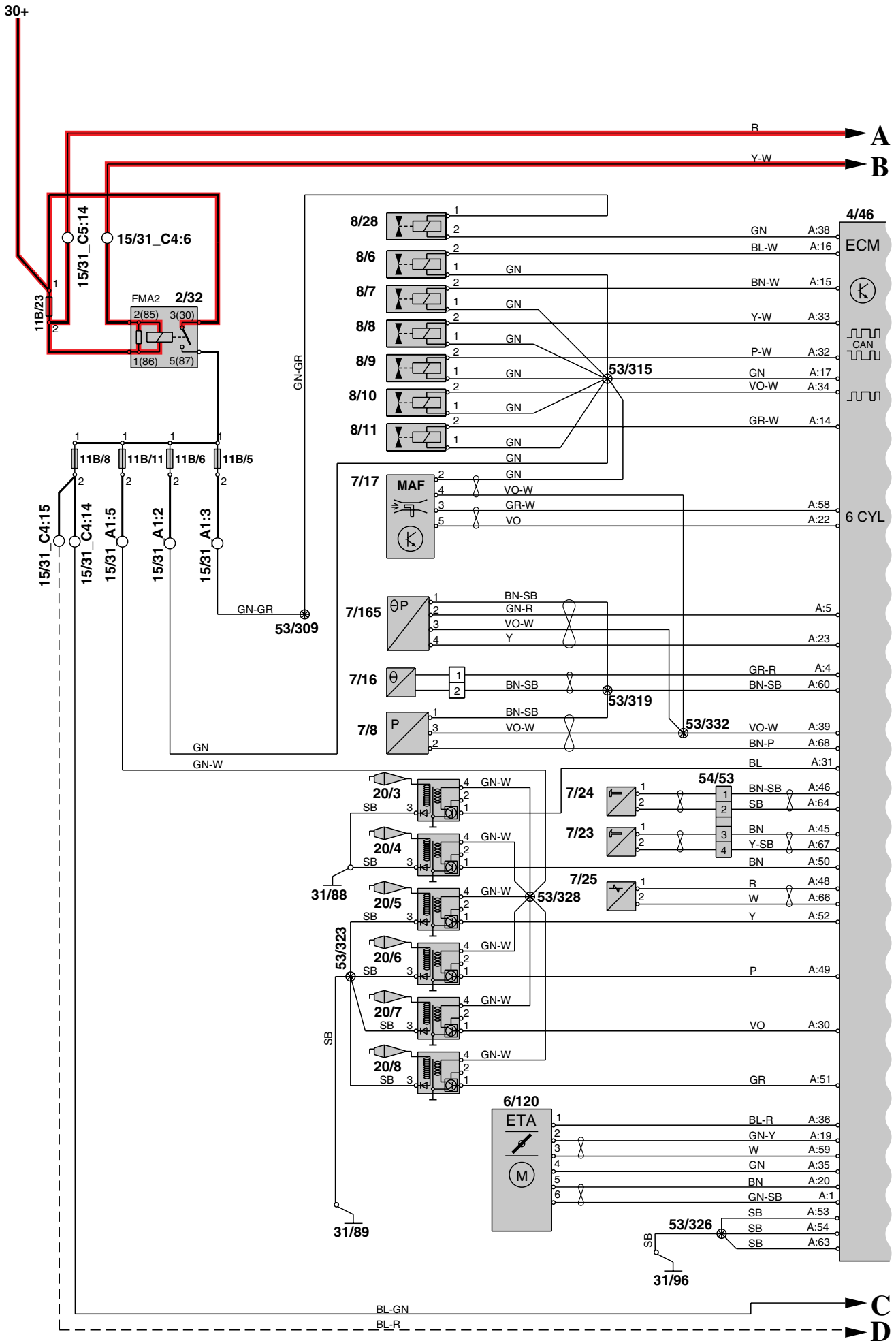
Group 23 Engine management system, 5-cyl



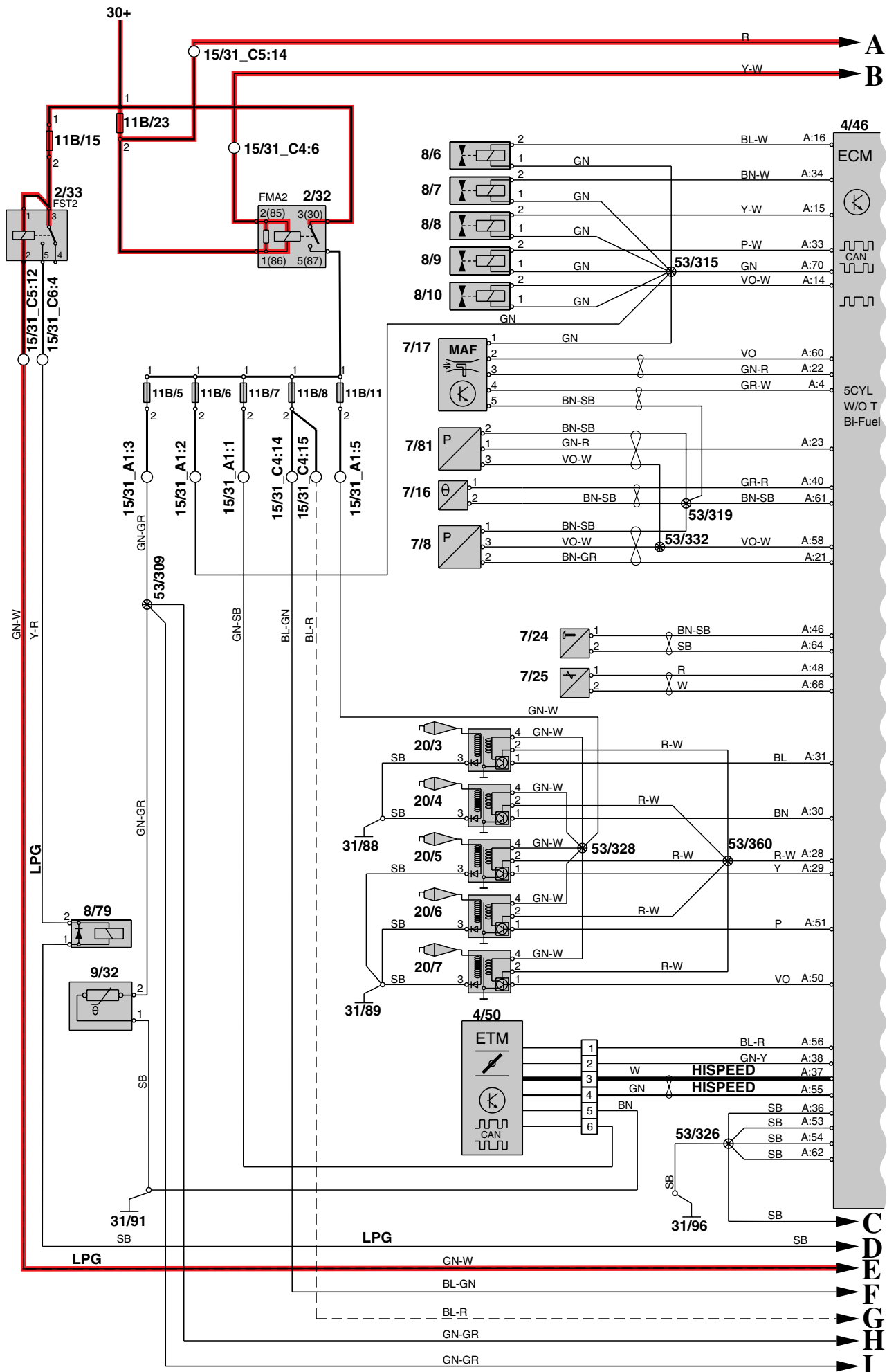
Engine management system, 5-cyl Turbo



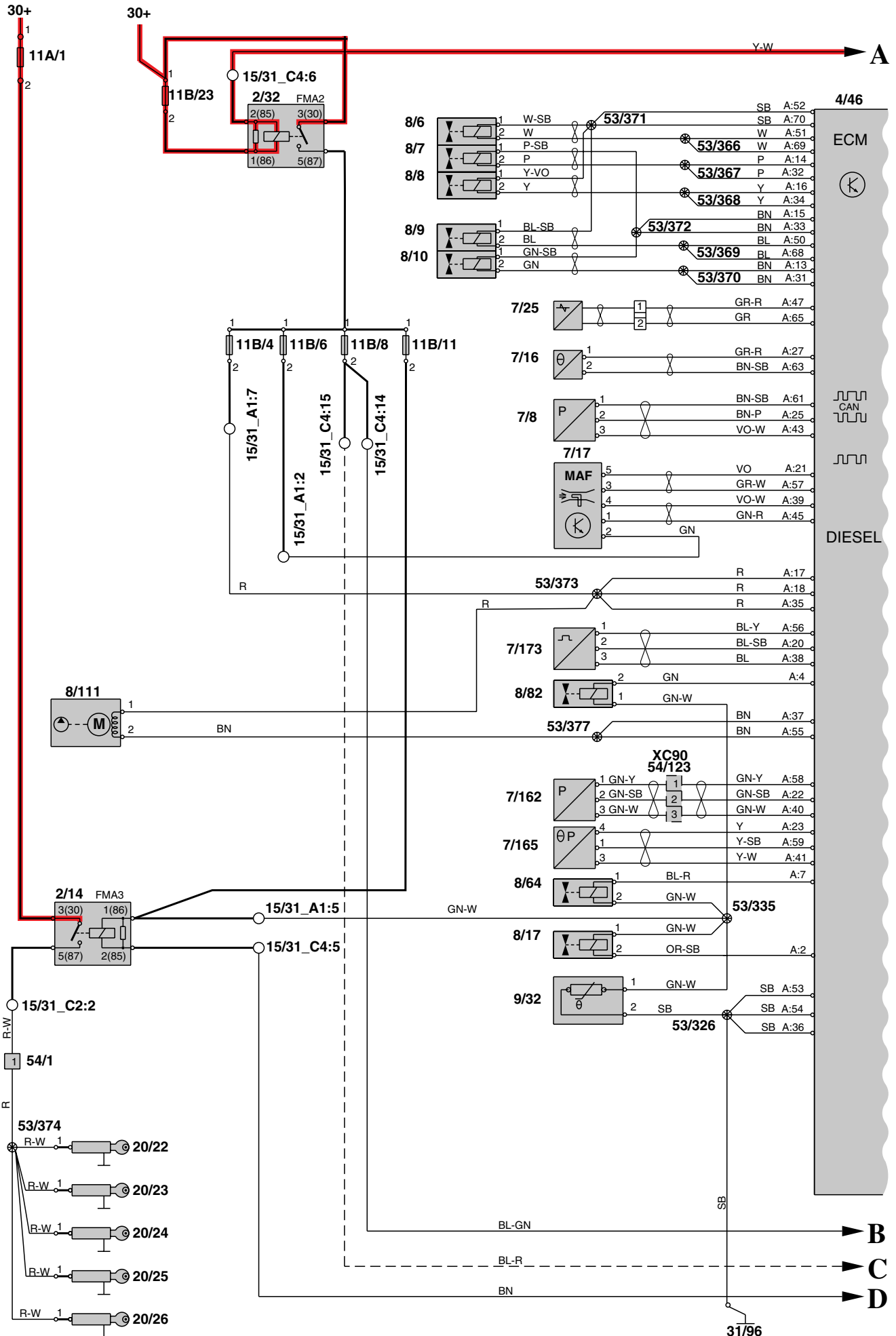
Engine management system, 6-cyl



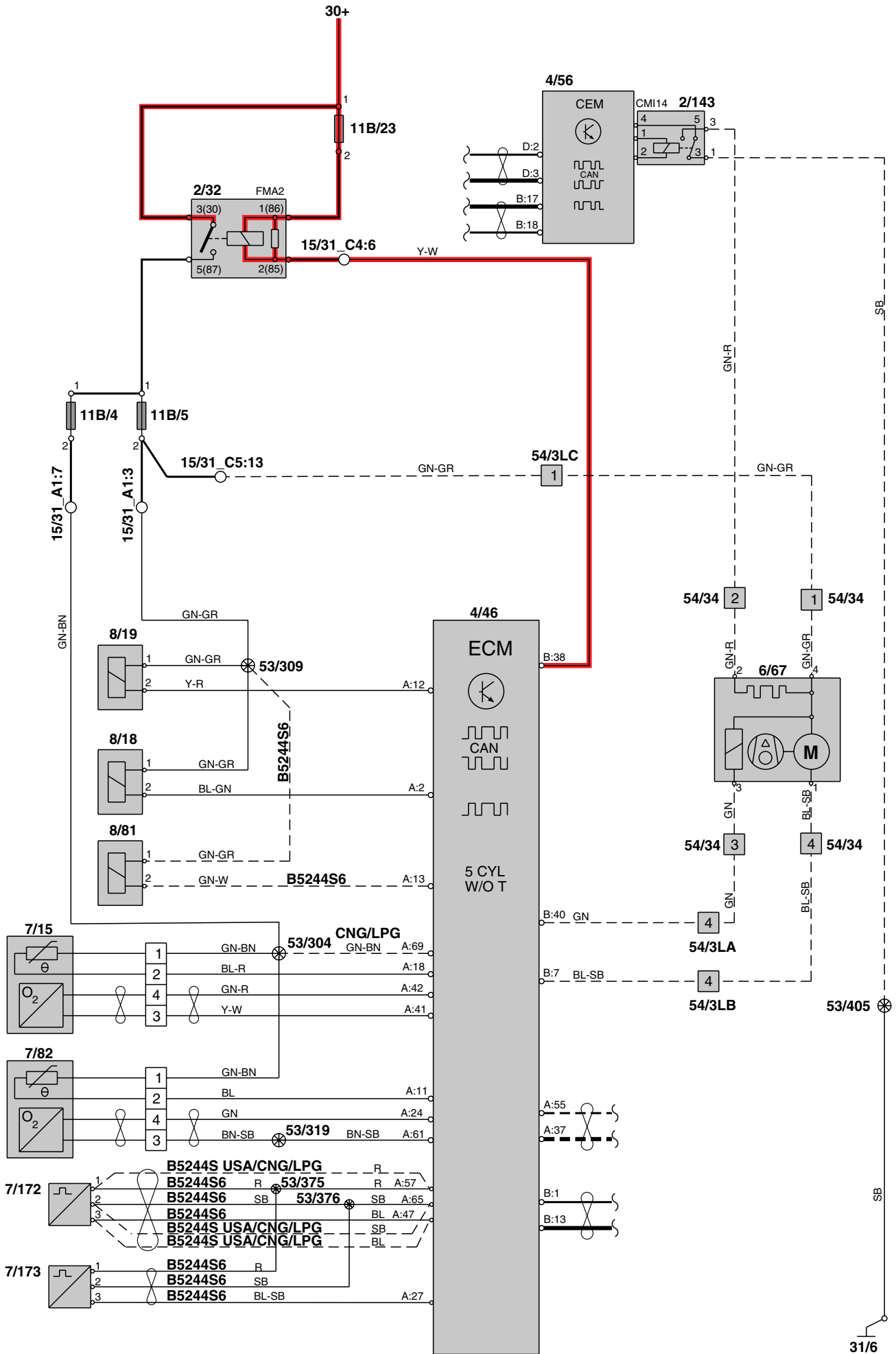
Engine management system, Bi-fuel



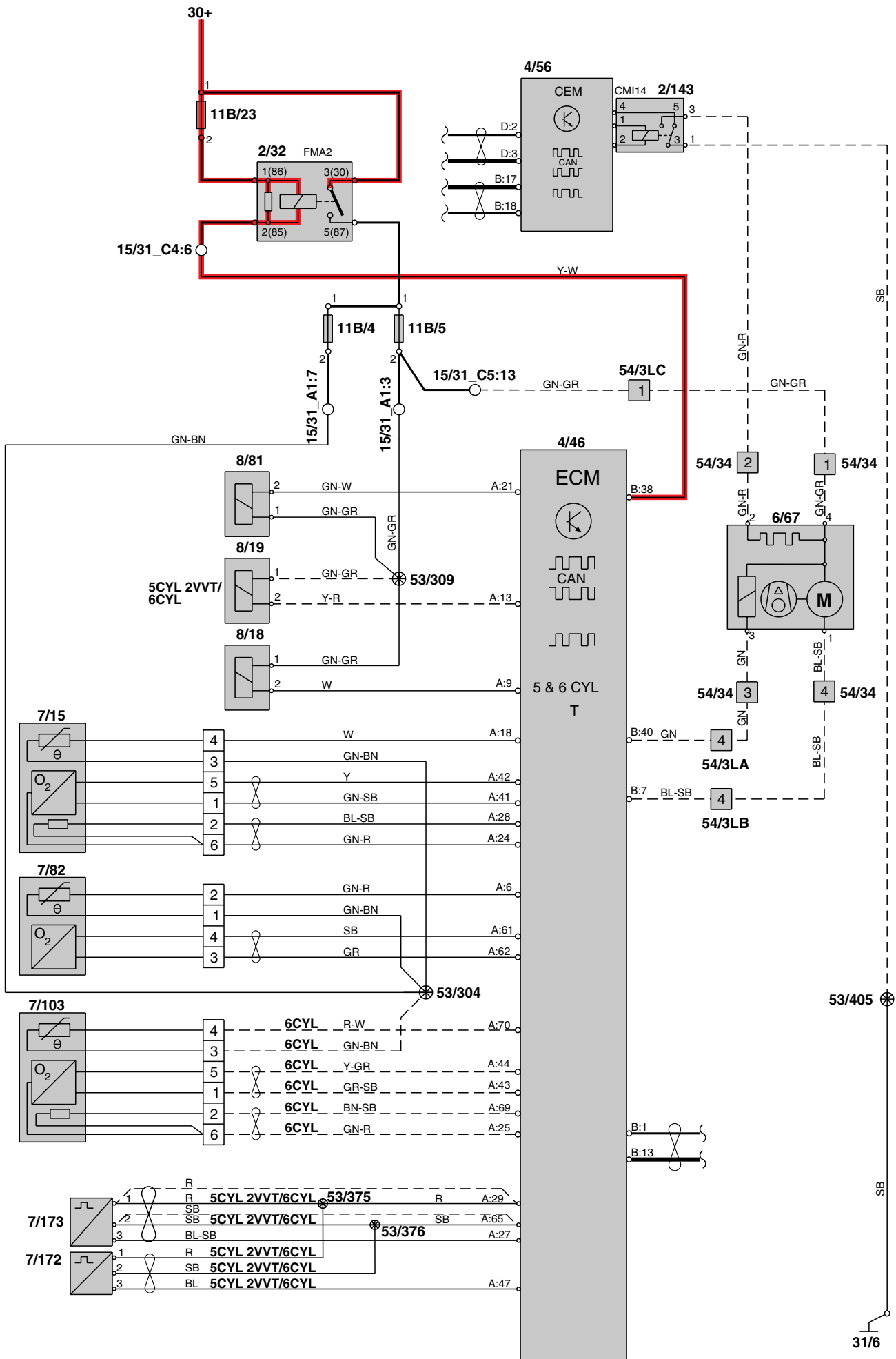
Engine management system, Diesel



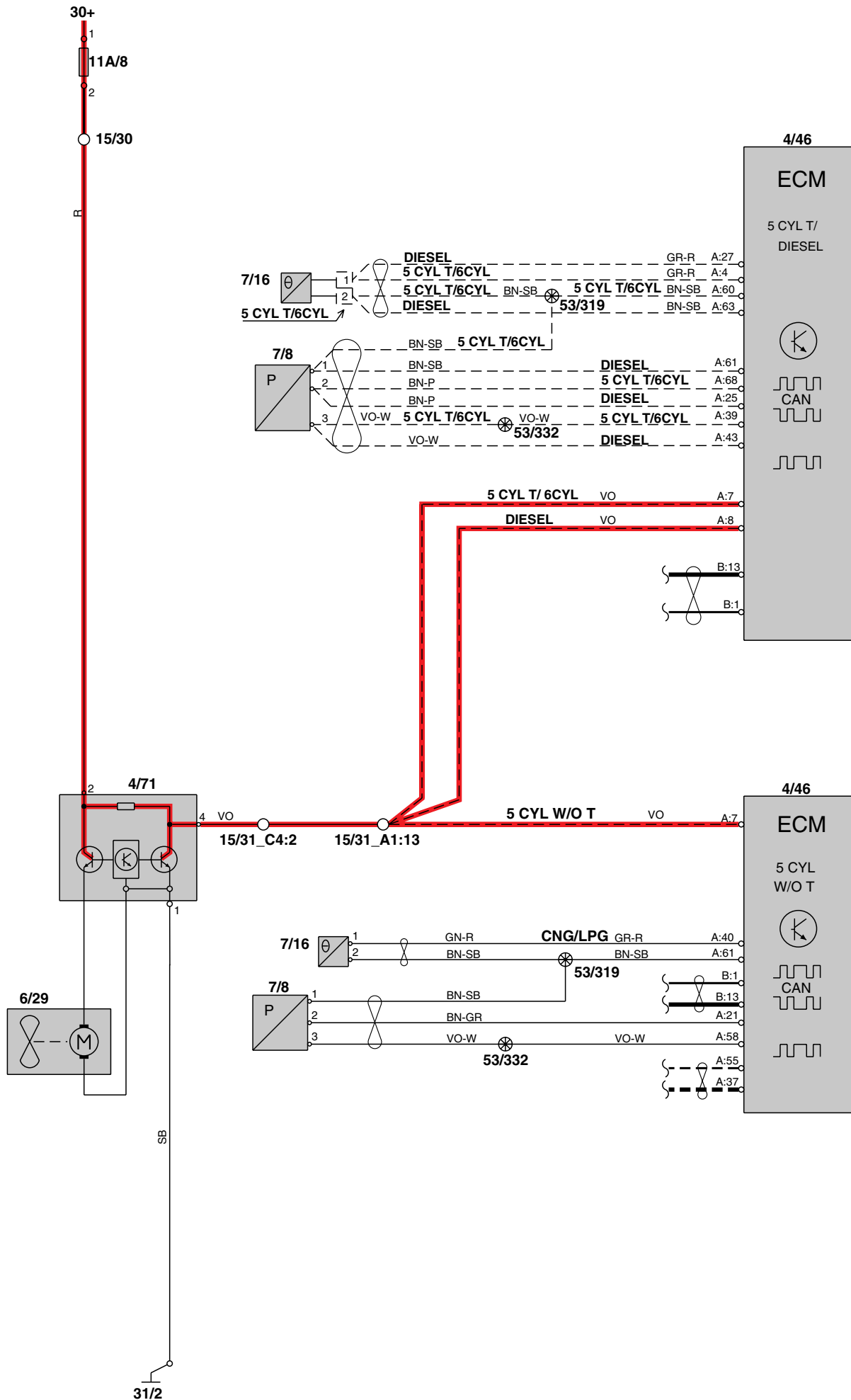
Emission control 5-cyl

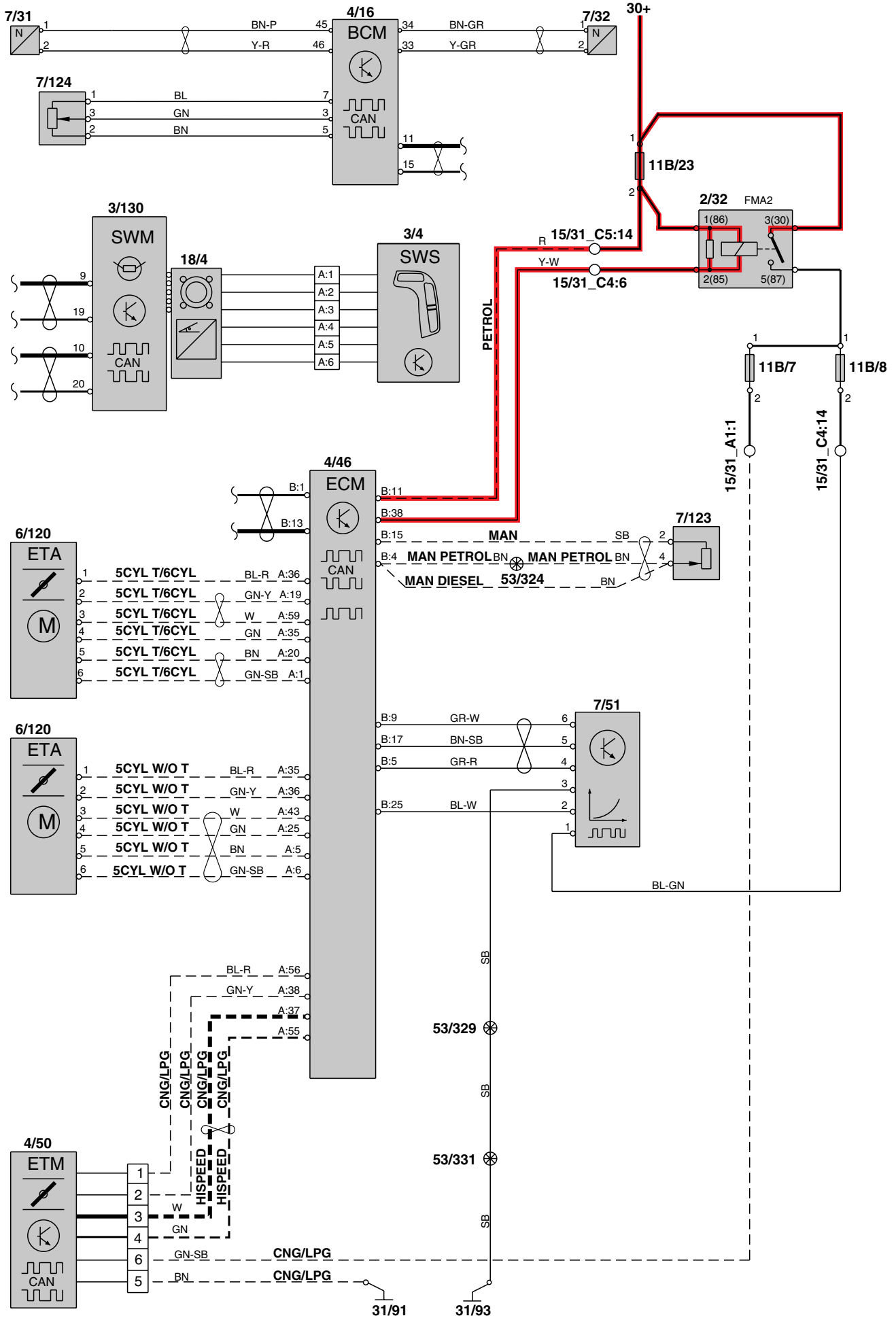


Emission control, 5-cyl Turbo and 6-cyl

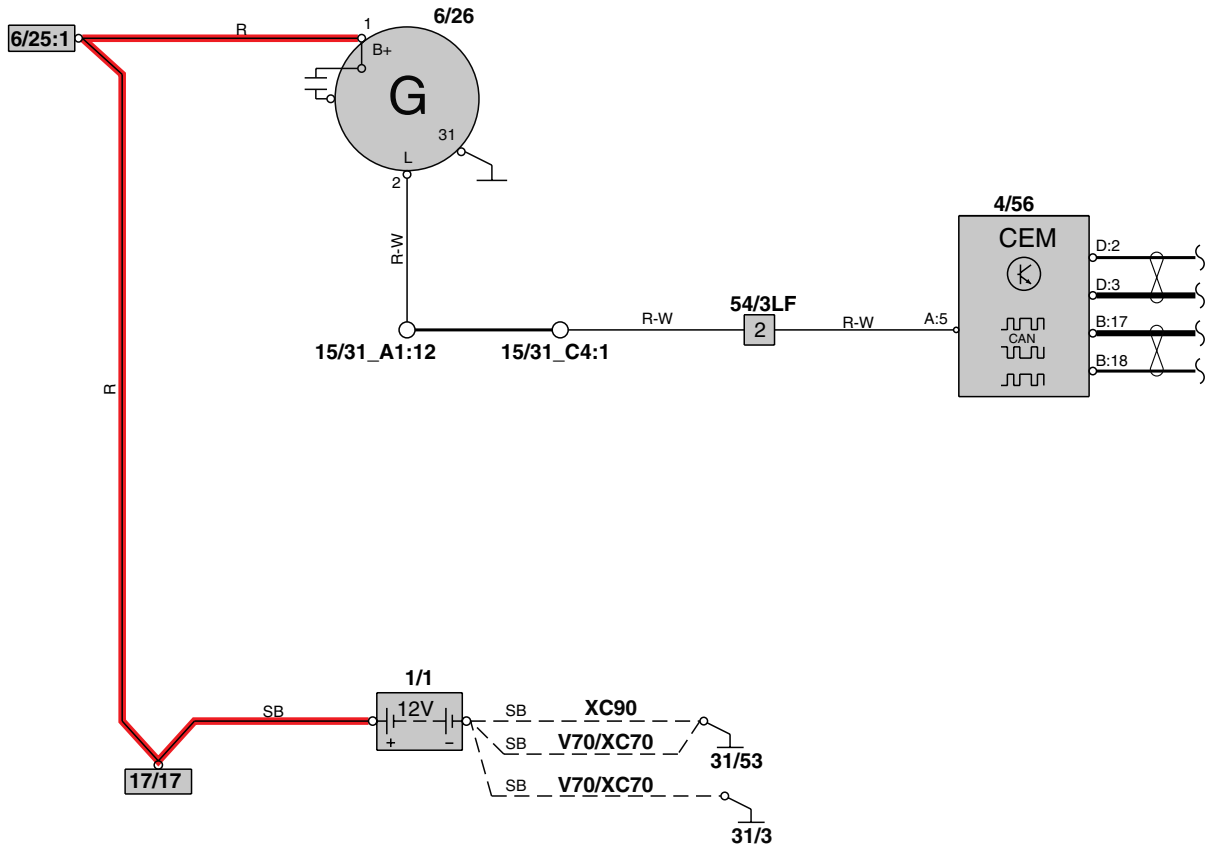


Group 26 Electric cooling fan

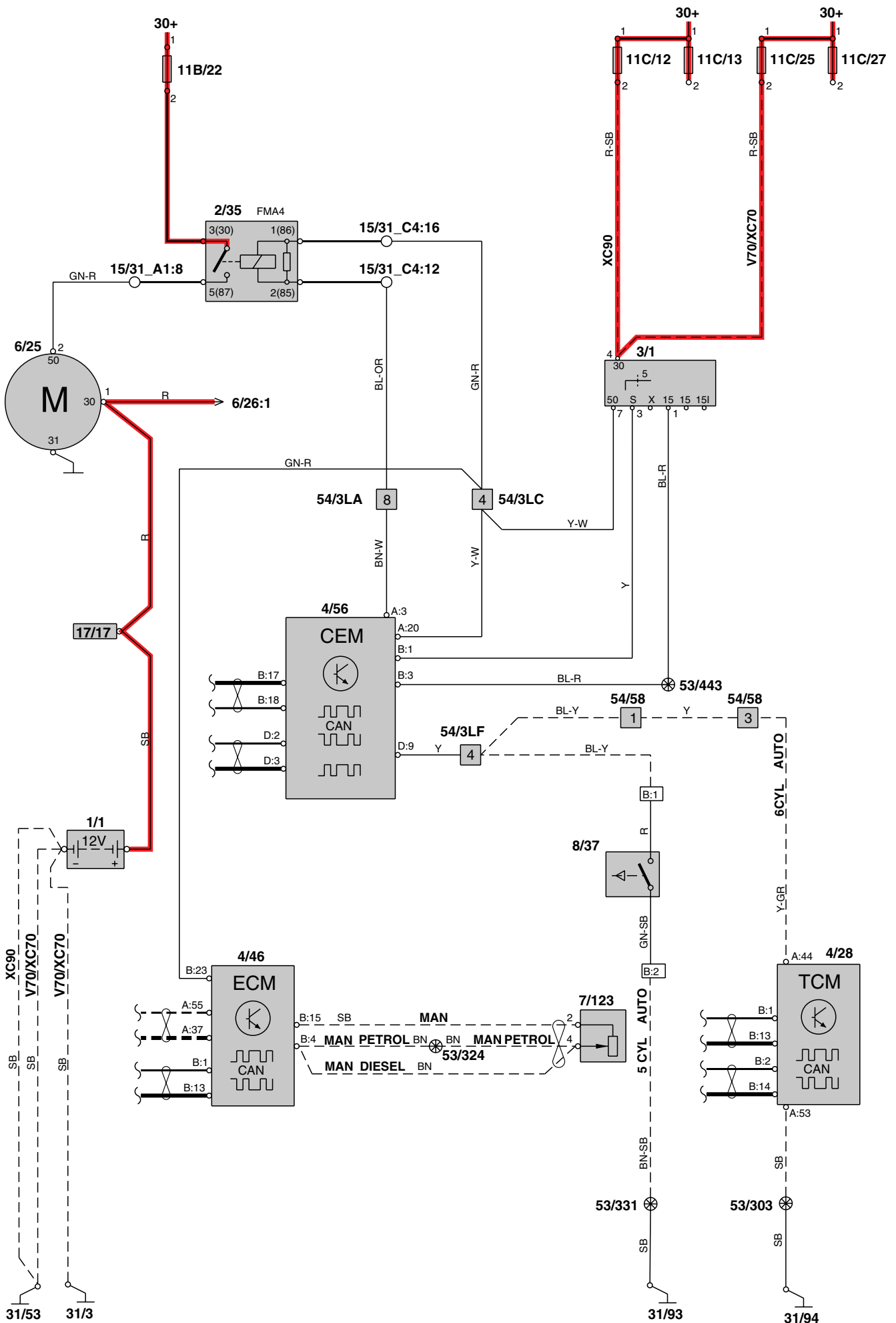




Group 32 Power supply

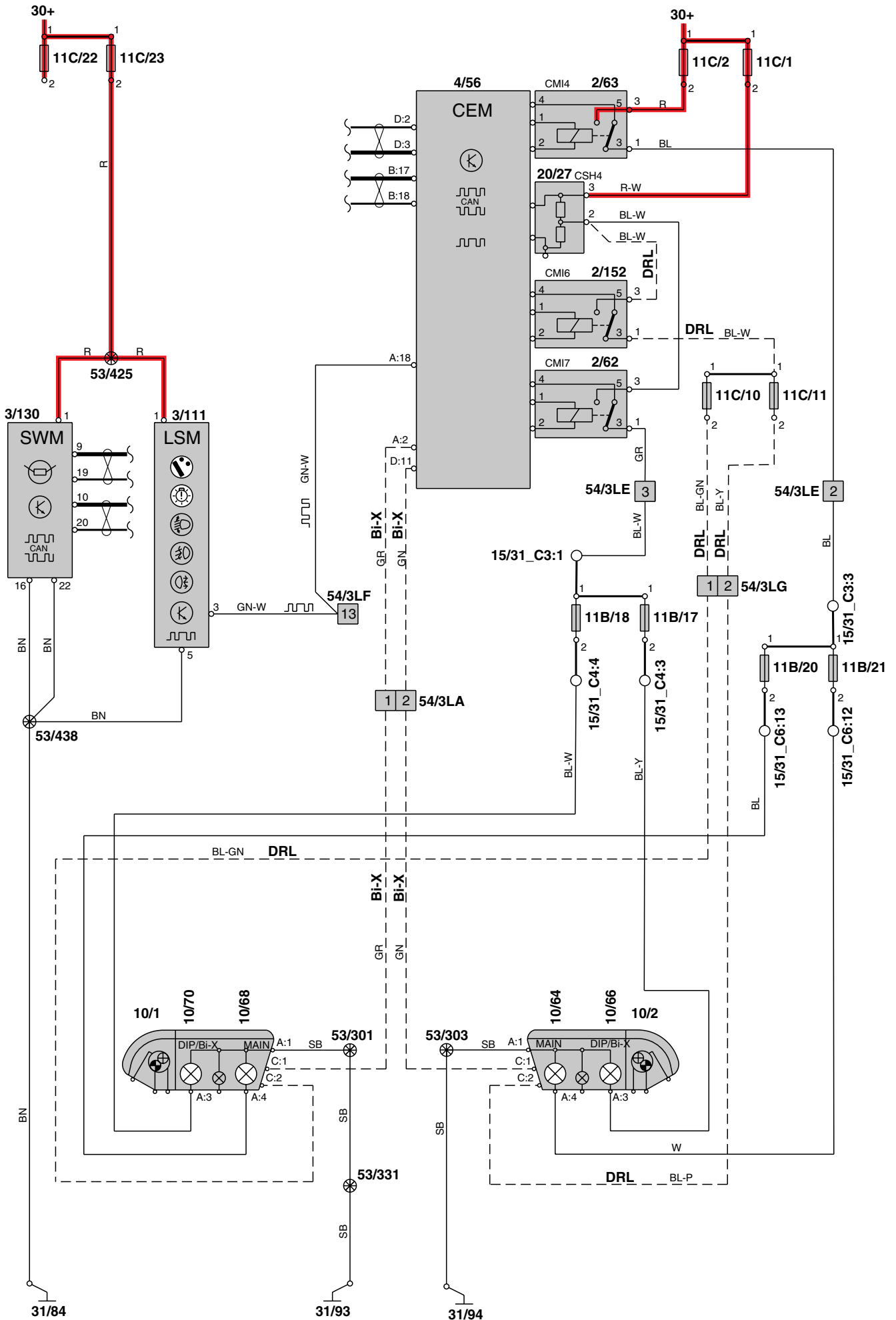


Group 33 Starting system

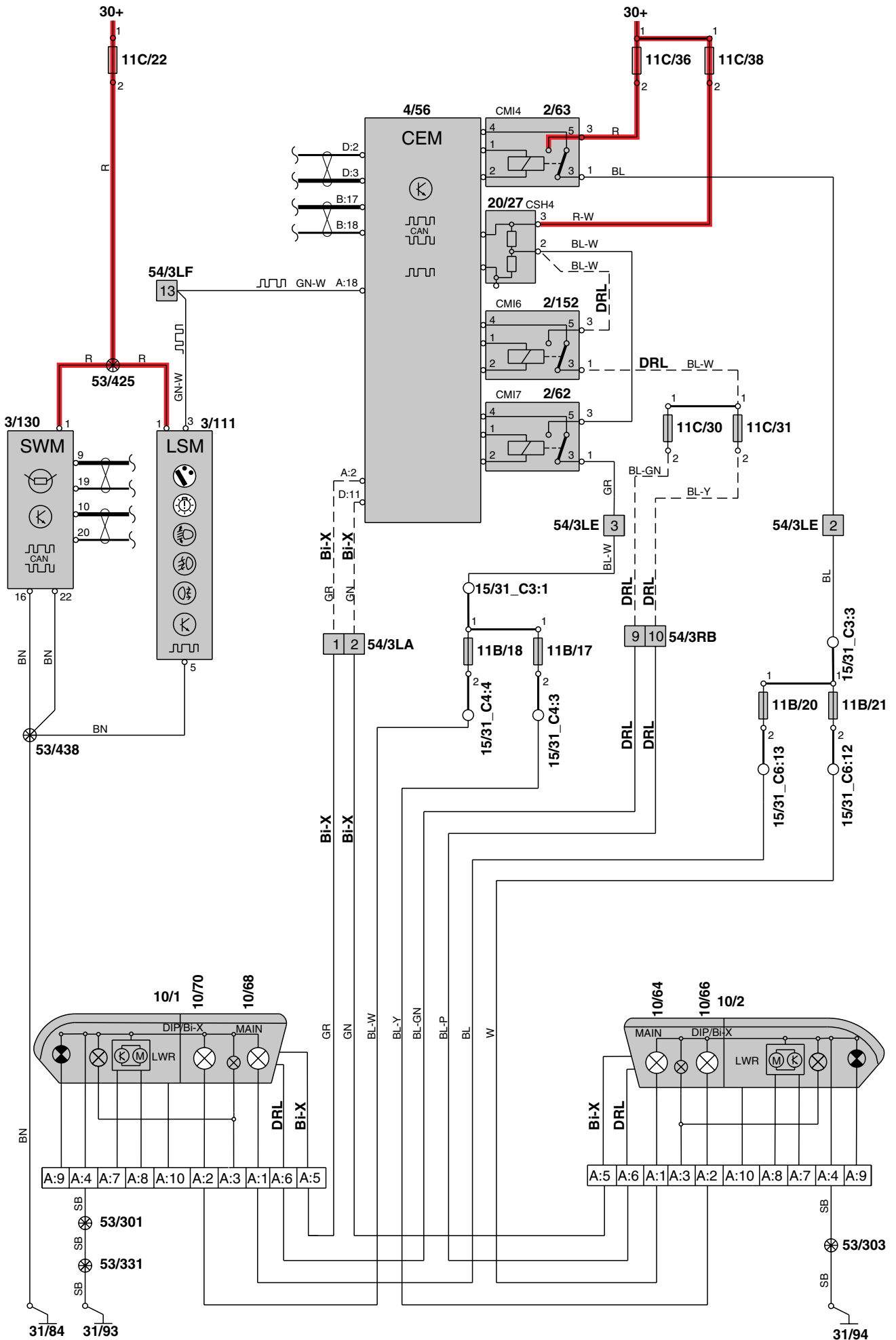


Group 35

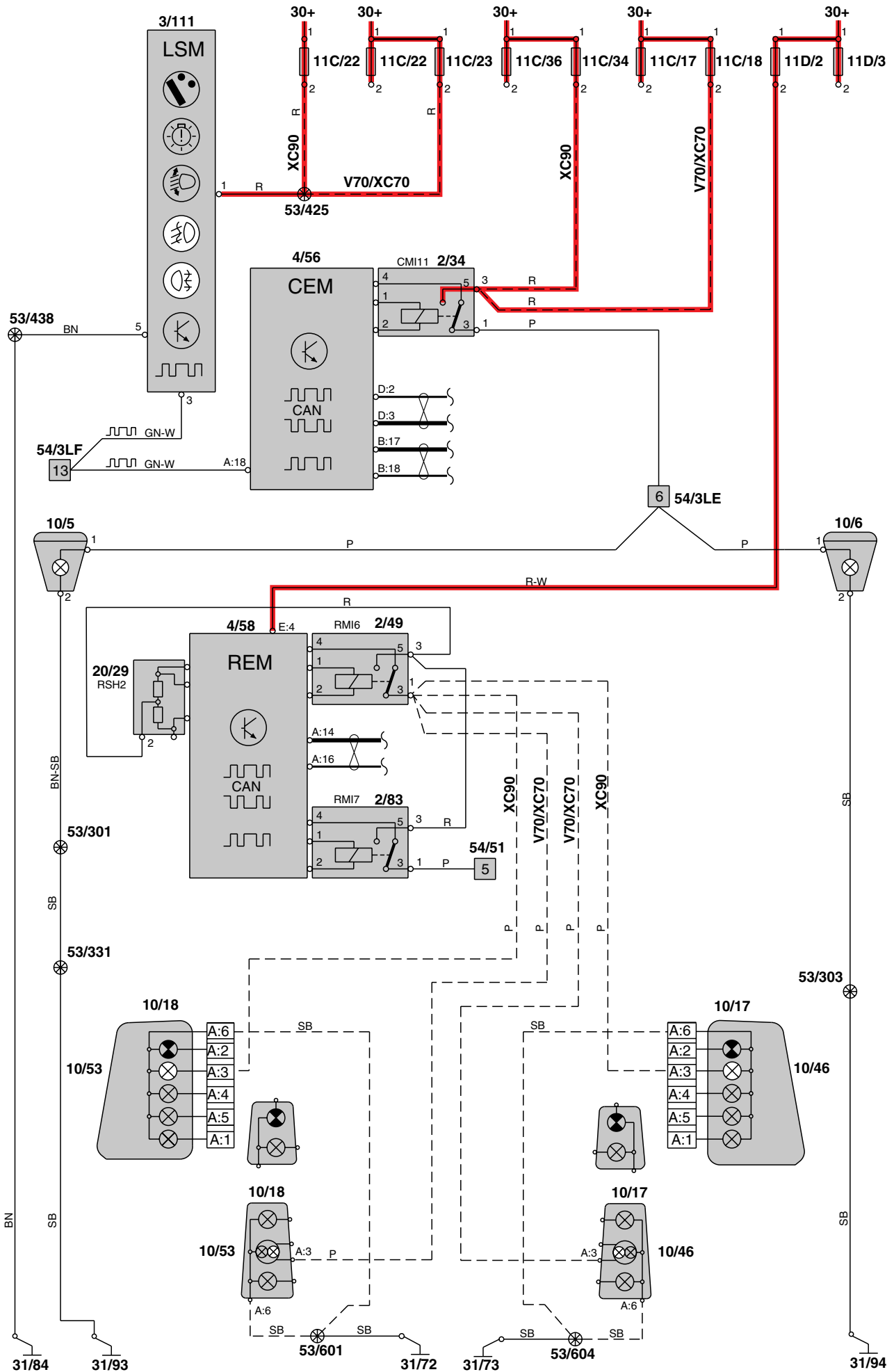
High and low beam/Bi-Xenon & Daytime running lights V70/XC70



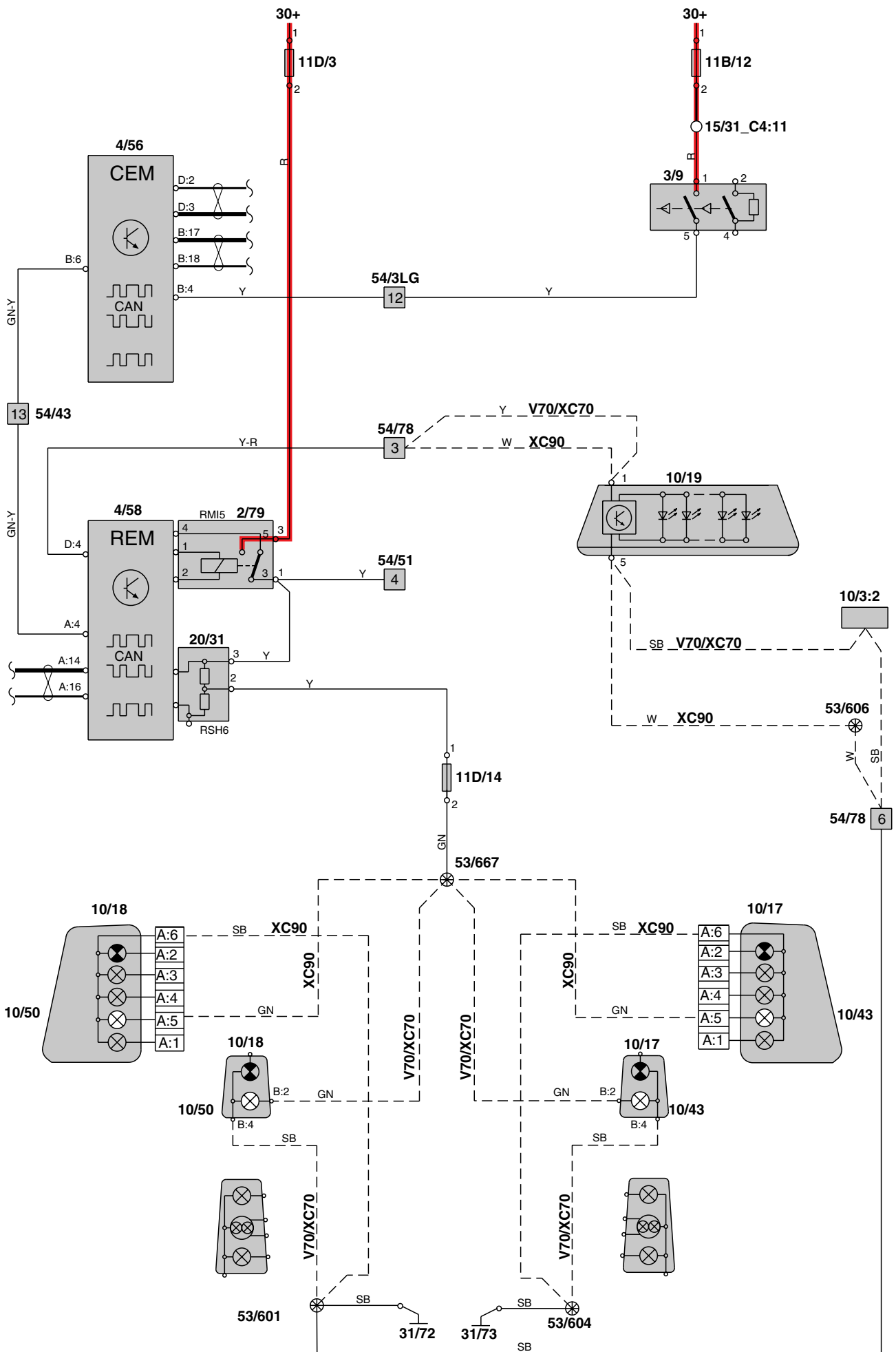
High and low beam XC90 Bi-Xenon & Daytime running lights XC90



Fog lights

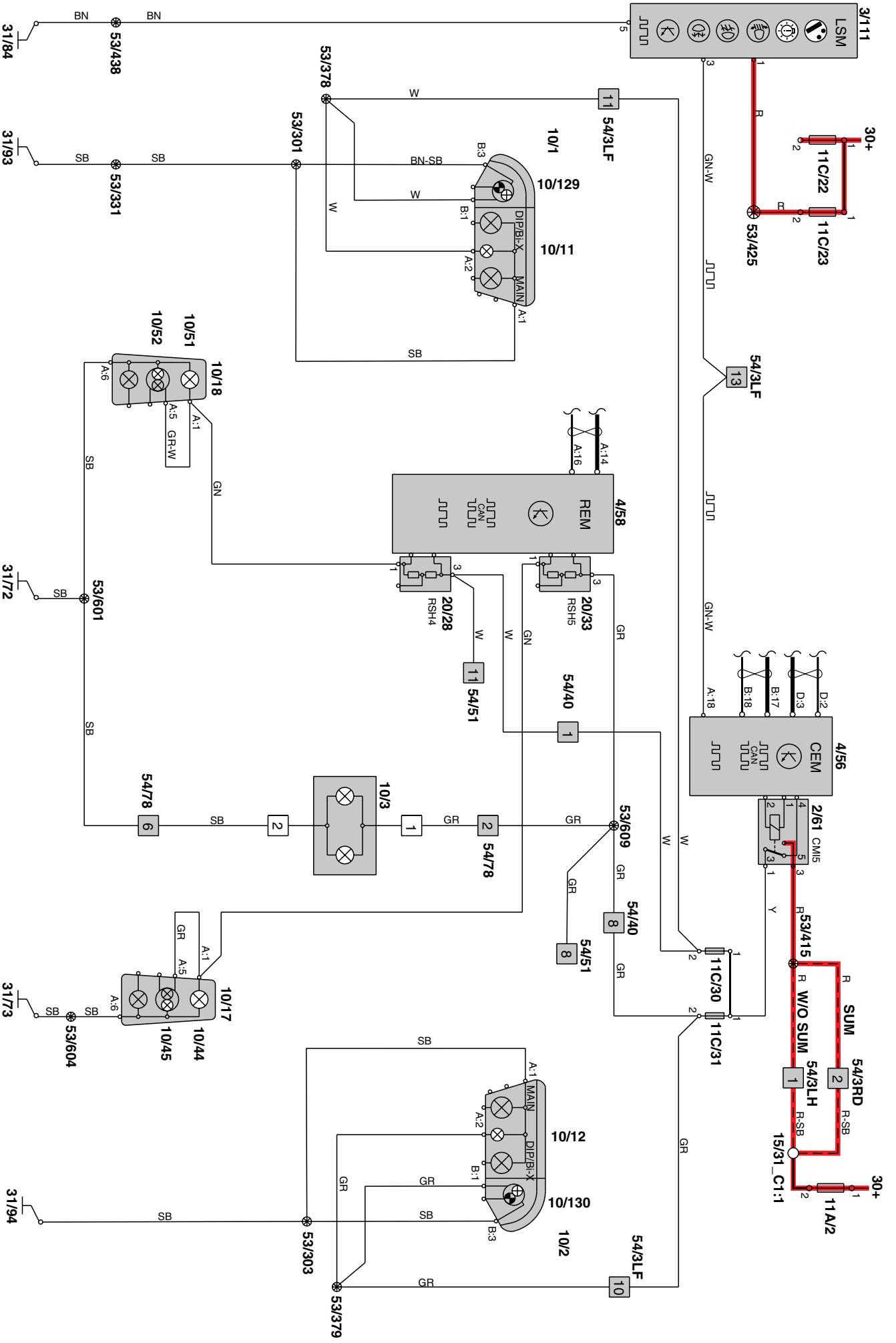


Brake lights

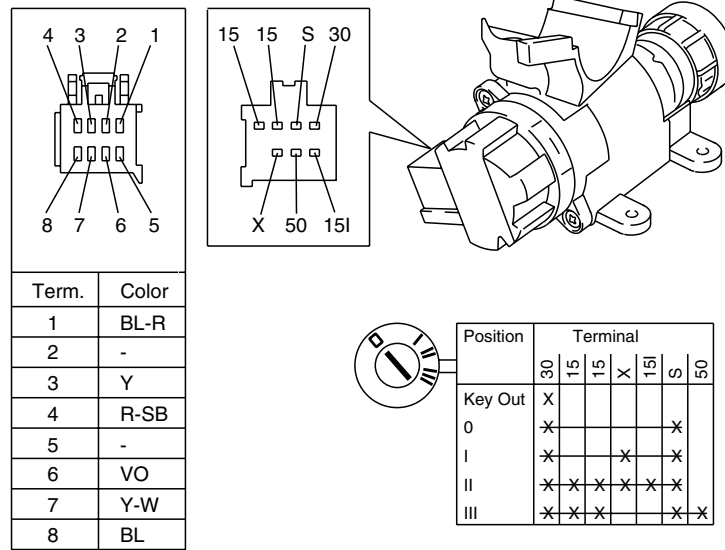


Position/parking light V70/XC70

Tail lights and License plate lighting V70/XC70

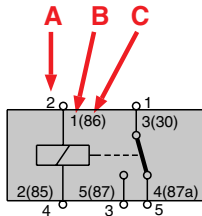


Relays/Shunts Ignition switch and relays



Relays, general

The diagram indicates two or three different designations for the relay's position. This is described below.

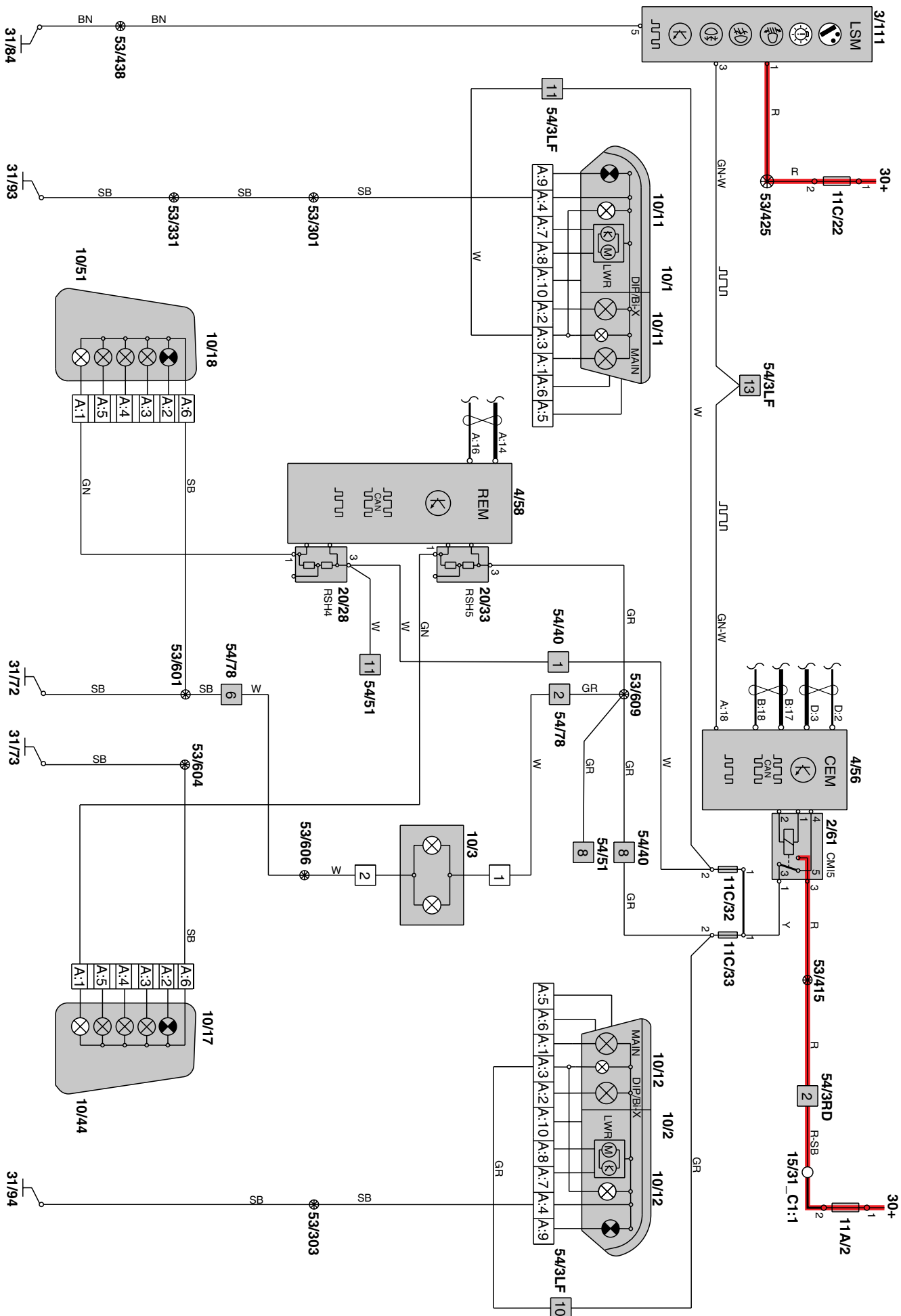


A = Corresponds to the position on the rear of the relay box (wiring side).

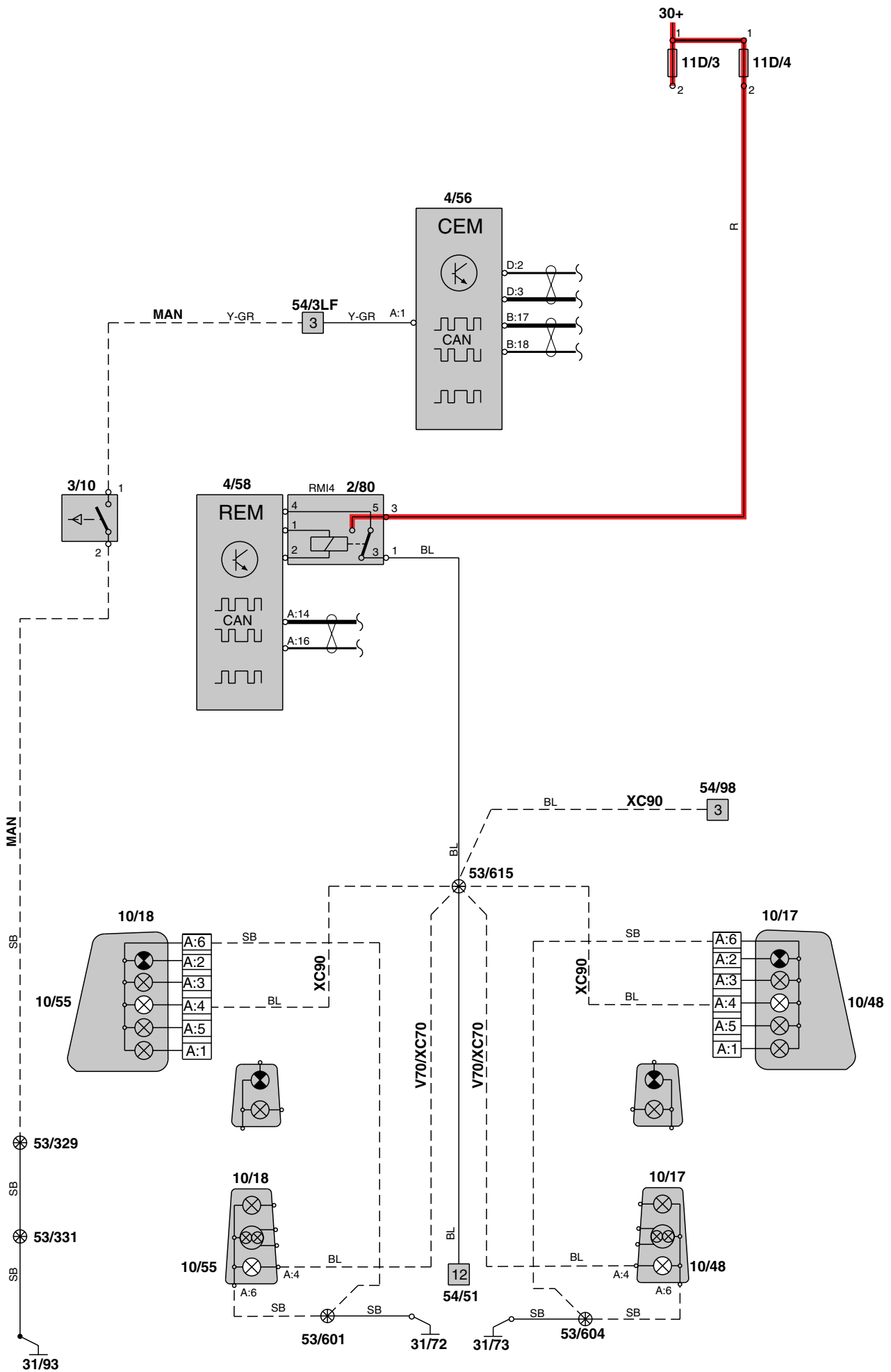
B = Corresponds to the position on the relay.

C = Is an old designation that can be on the relay.

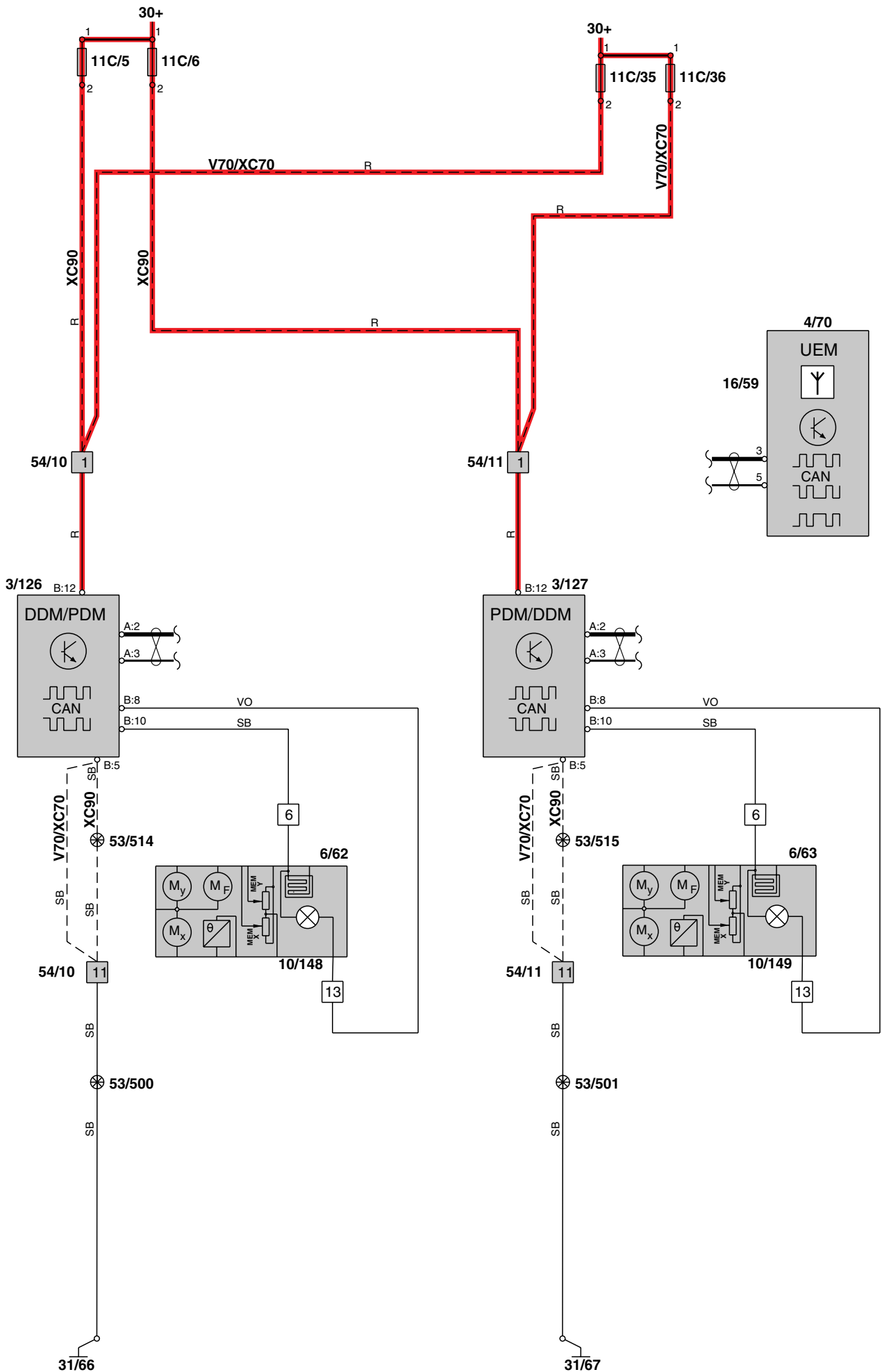
Position/parking lights XC90 Tail lights and license plate lighting XC90



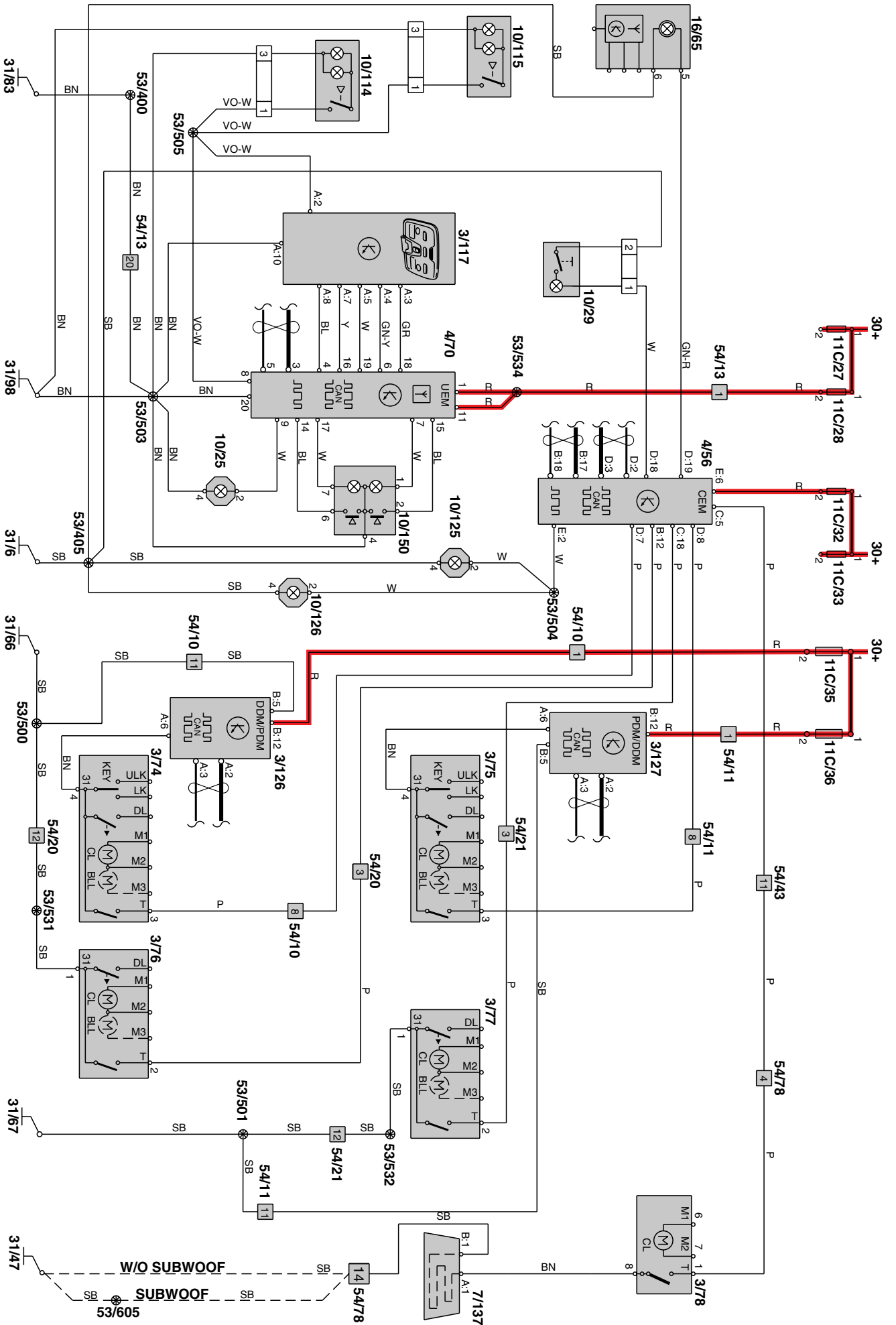
Reversing lights



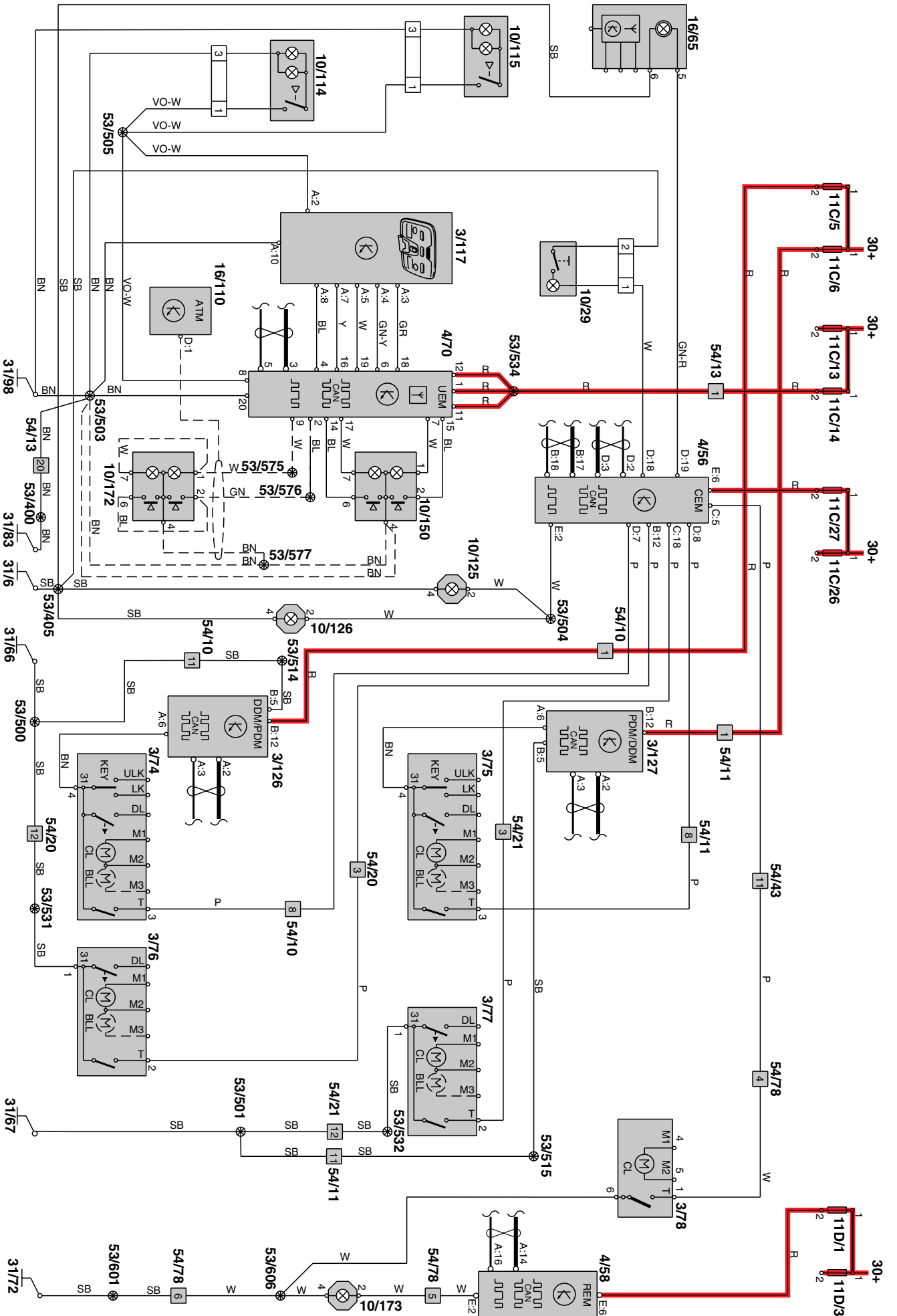
Safety lighting



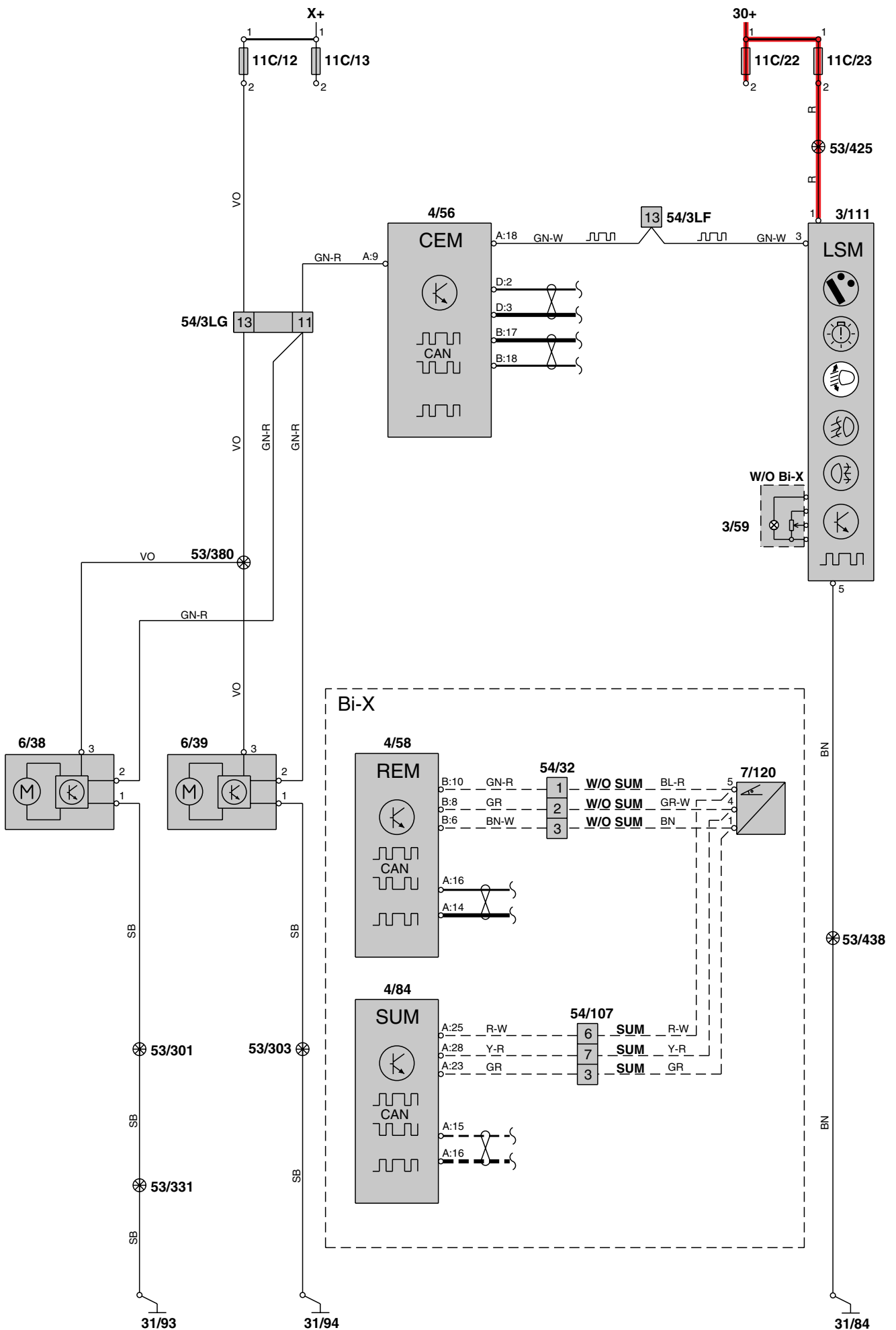
Interior lighting V70/XC70



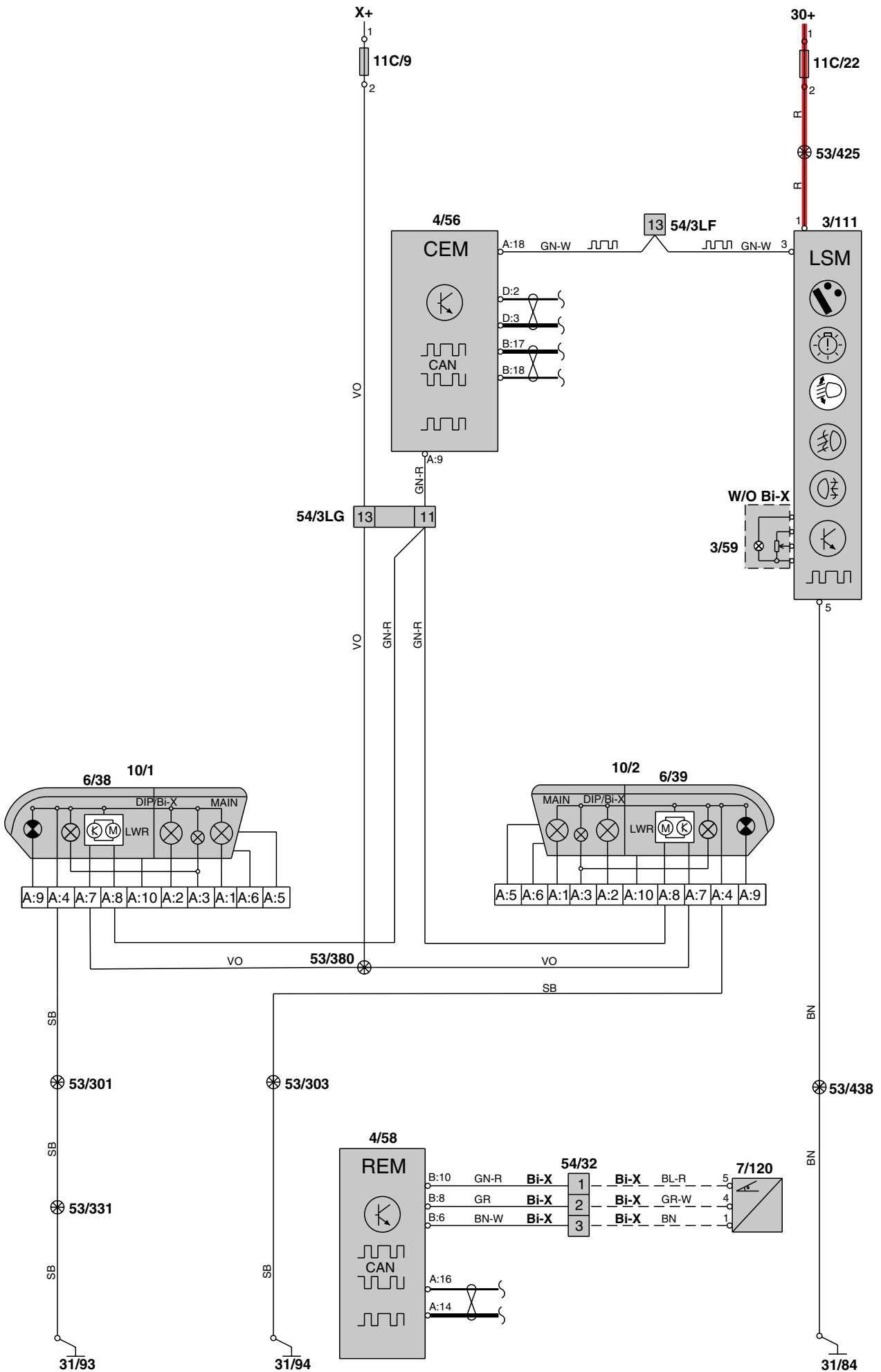
Interior lighting XC90



Beam length adjustment V70/XC70

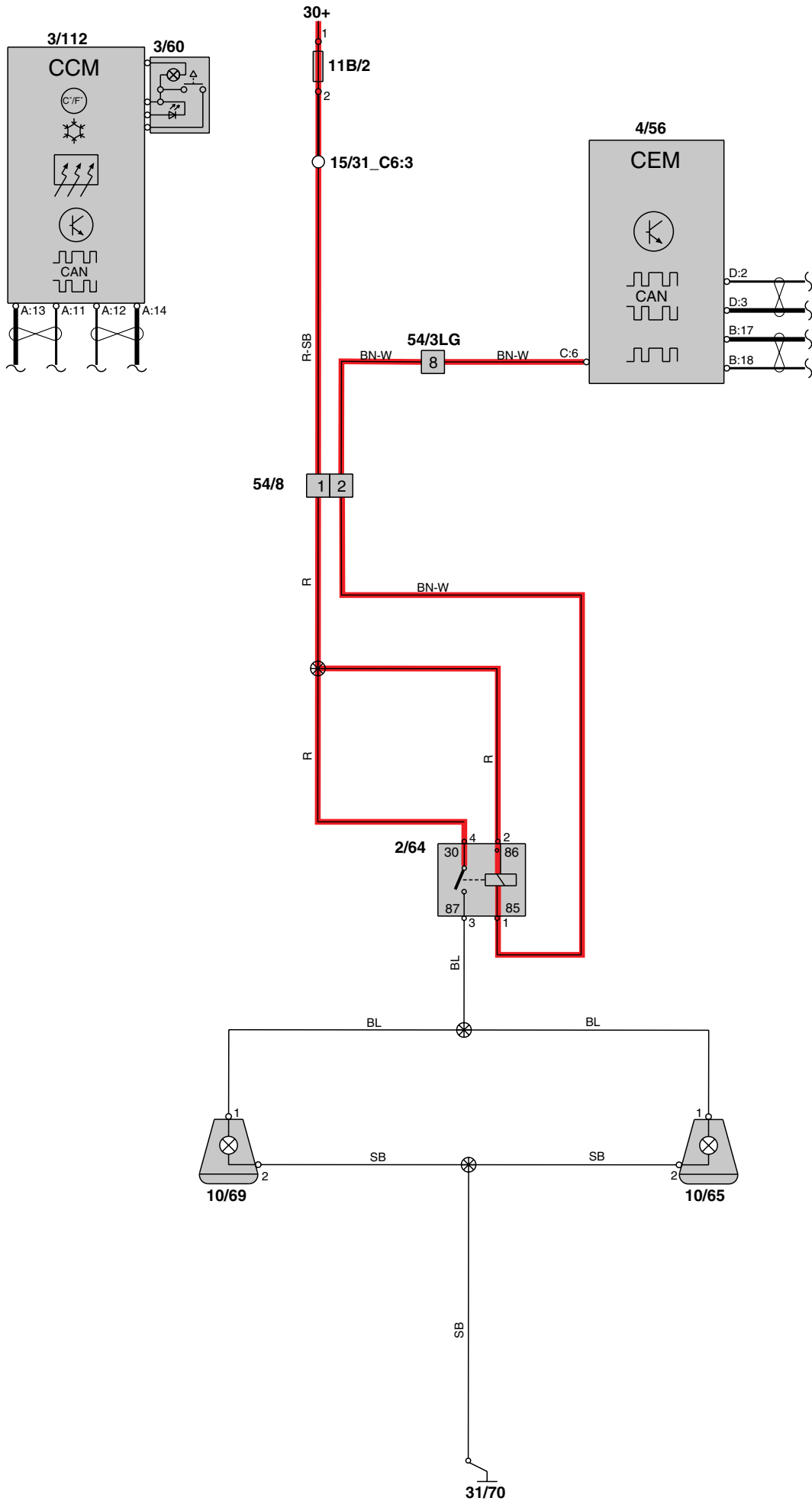


Beam length adjustment XC90

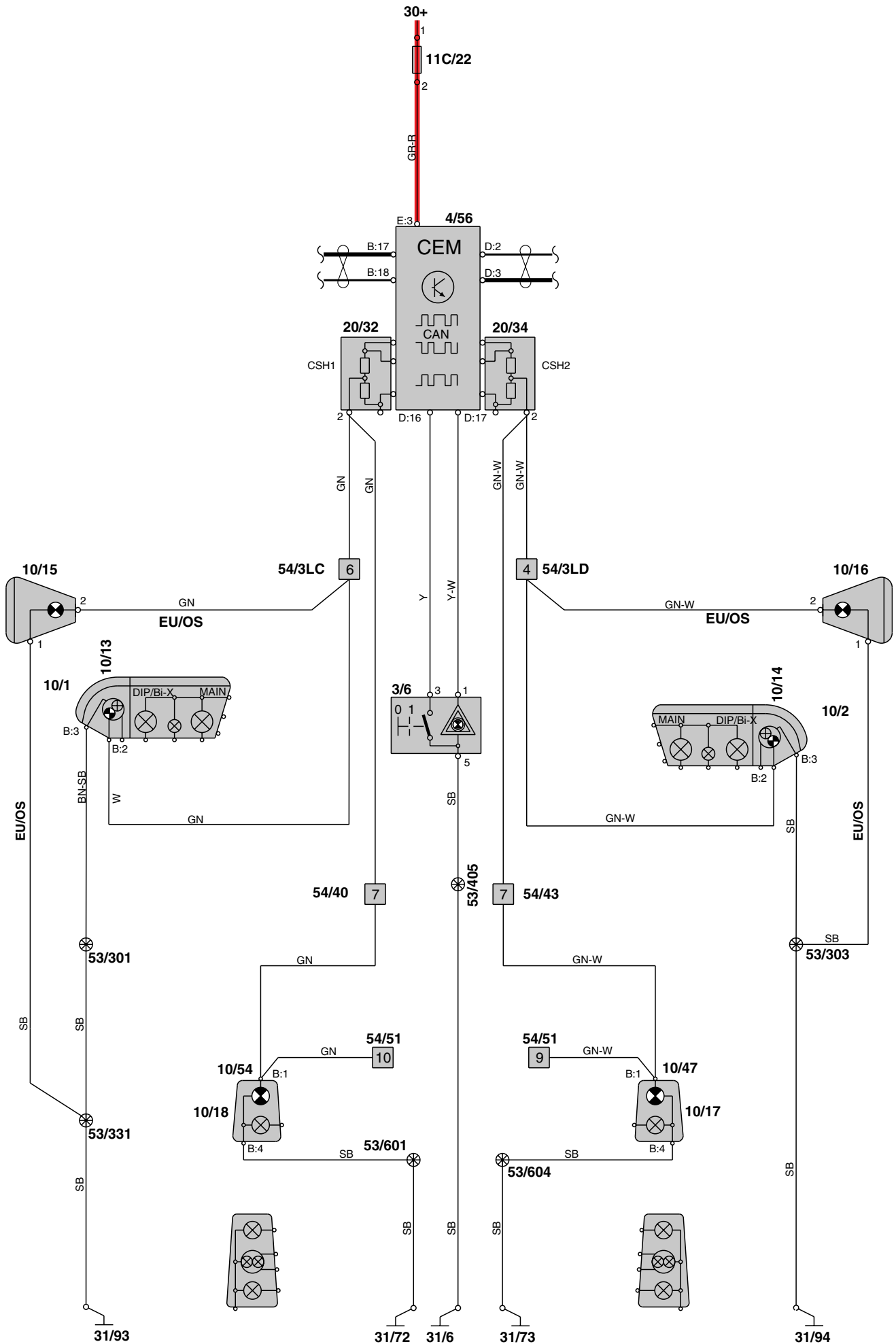


Accessories

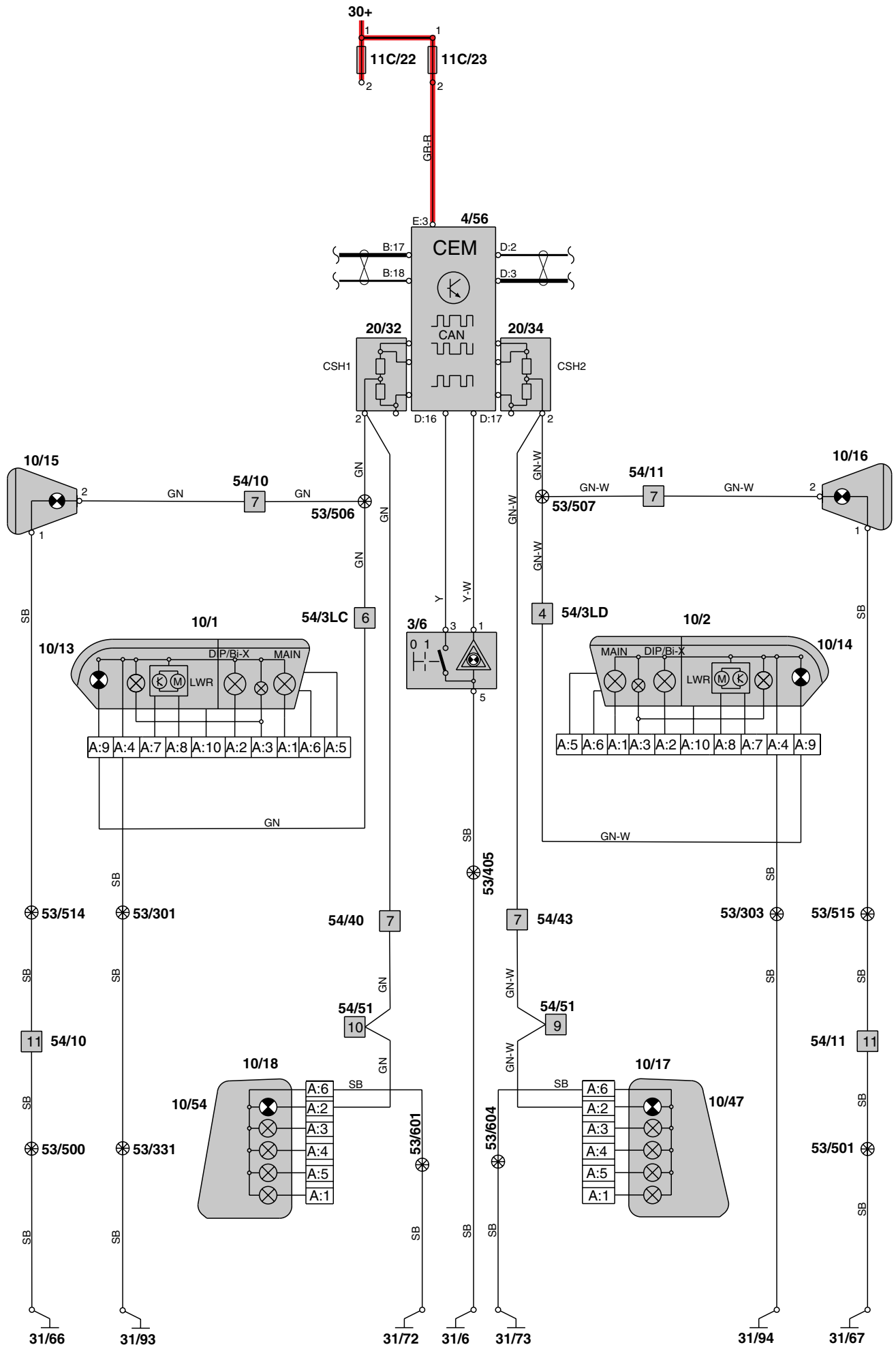
Auxiliary light

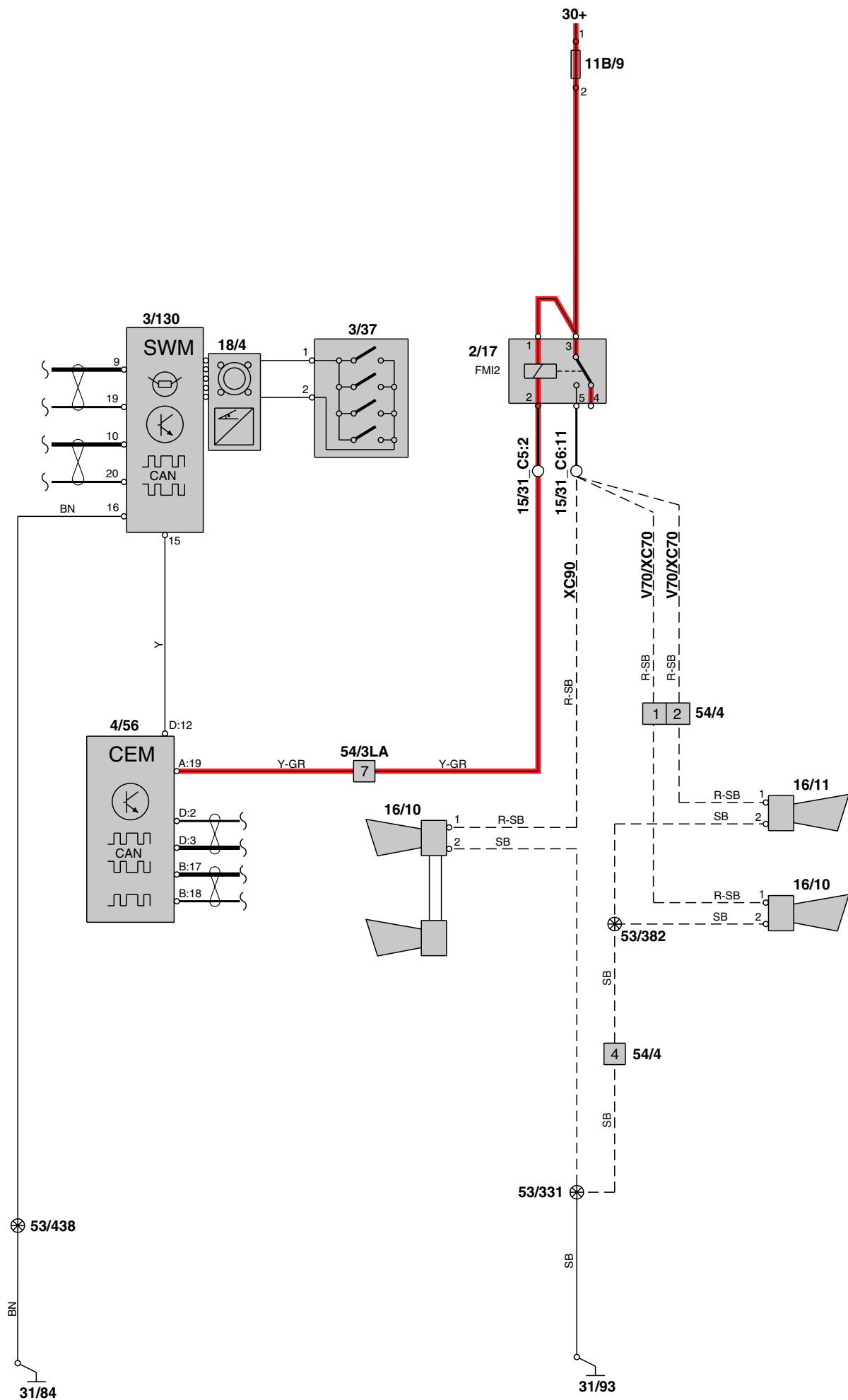


Group 36 Direction indicators and hazard warning flashers V70/XC70

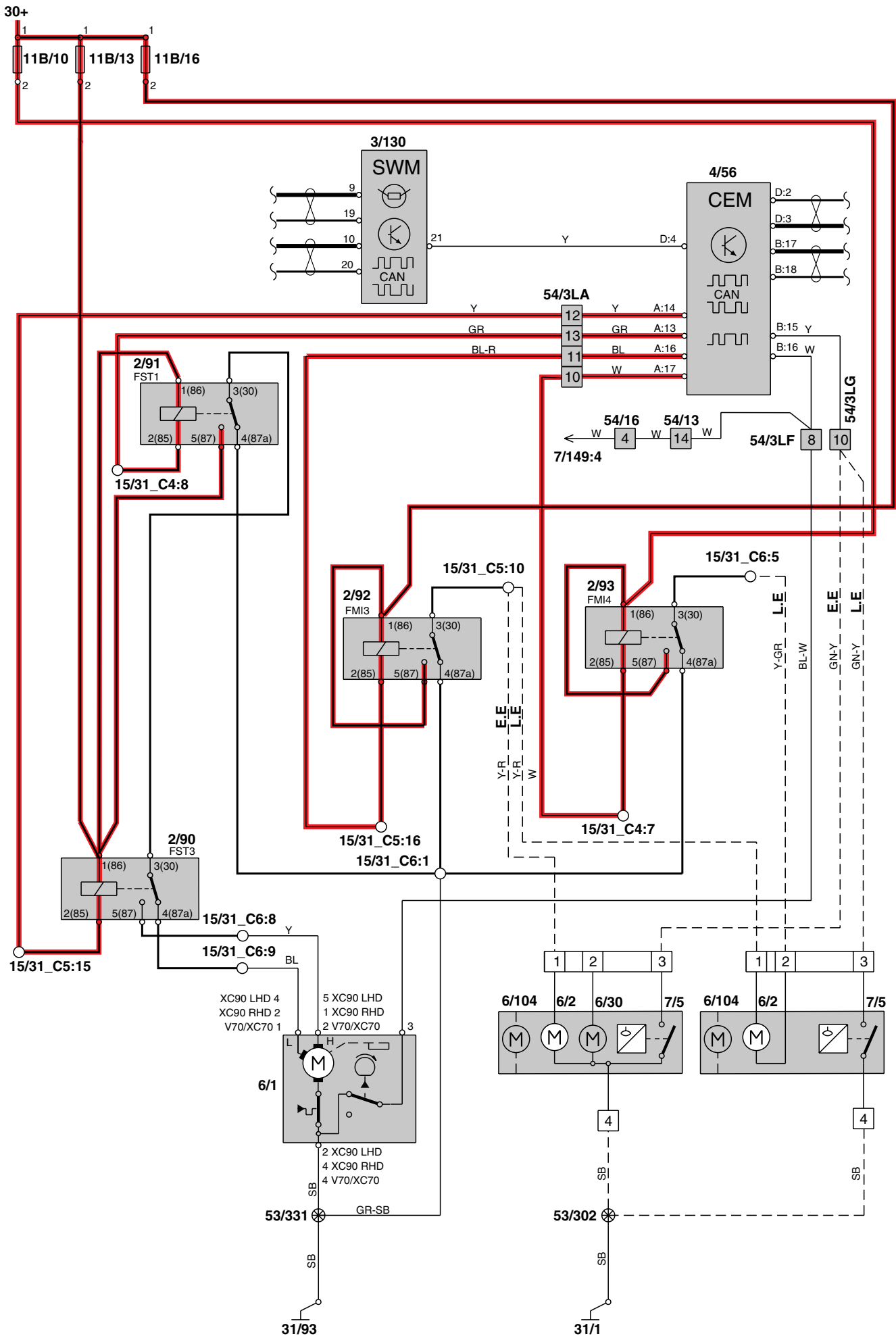


Direction indicators and hazard warning flashers XC90

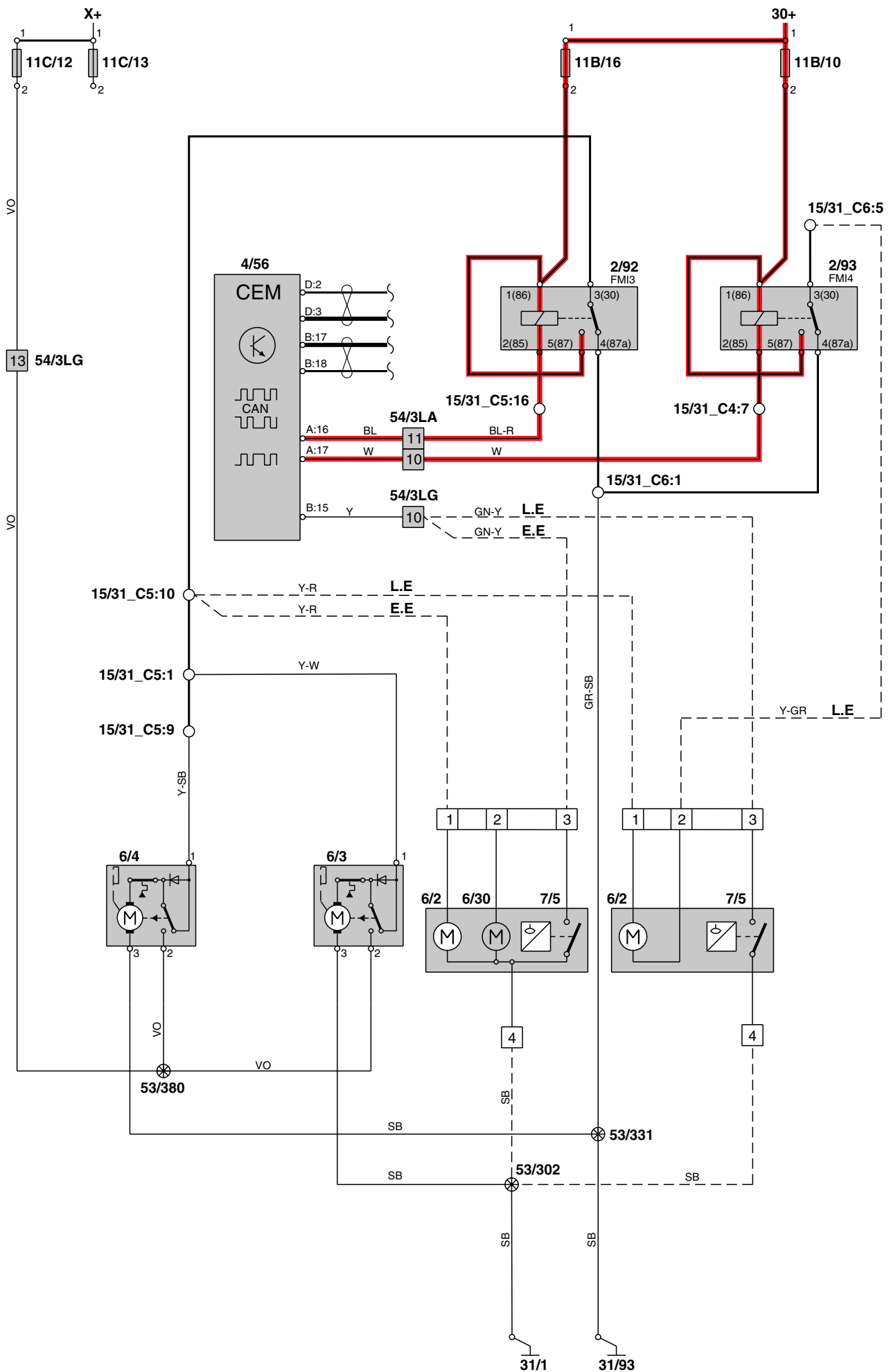




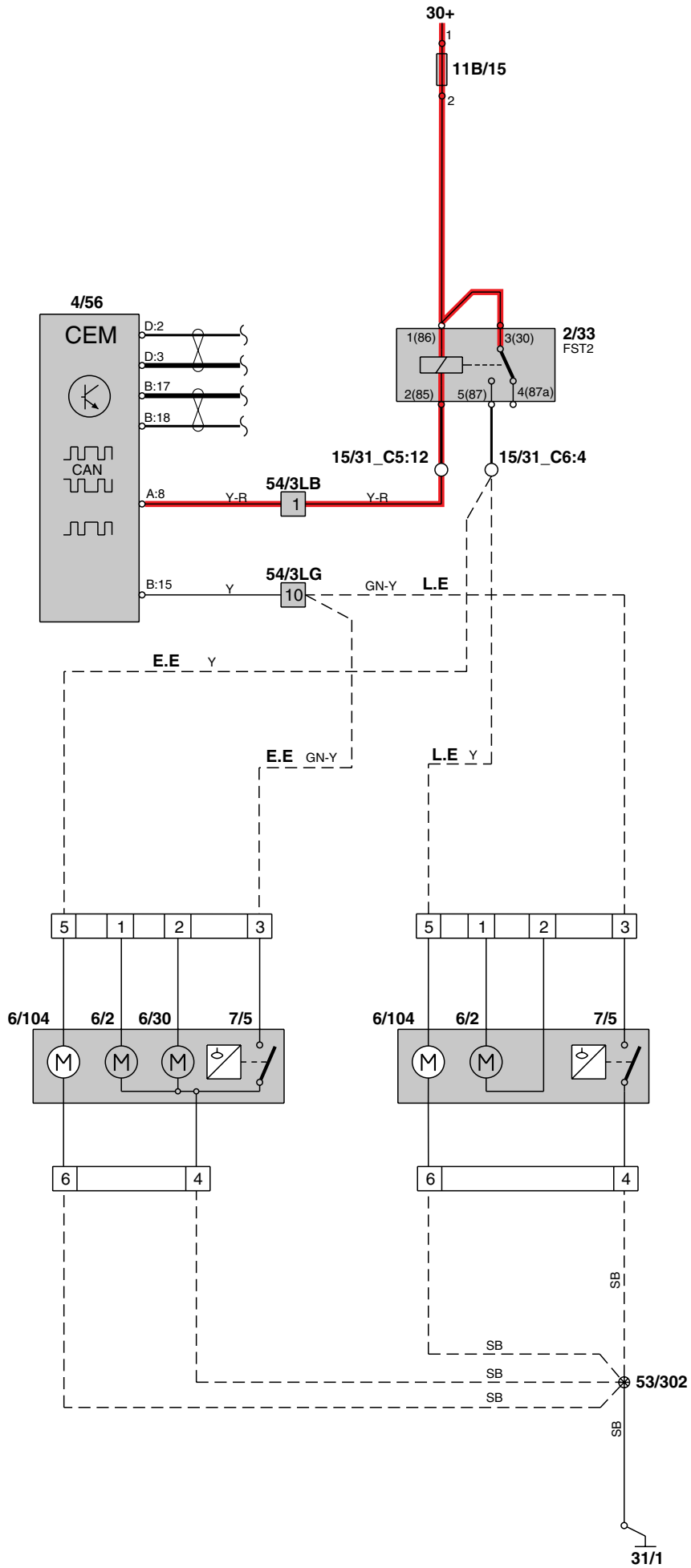
Wipers/washers, windshield



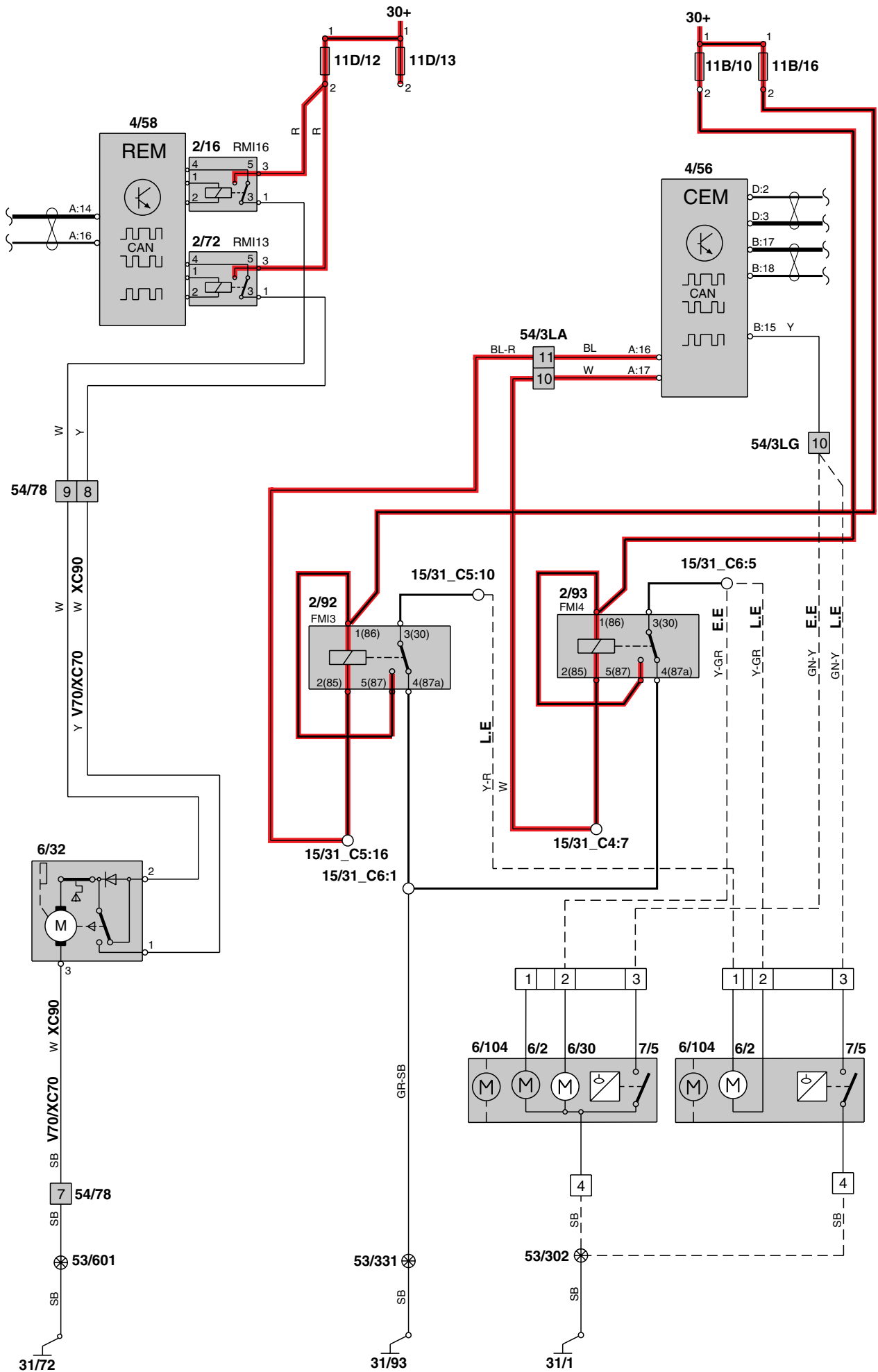
Wipers/washers, headlights V70/XC70



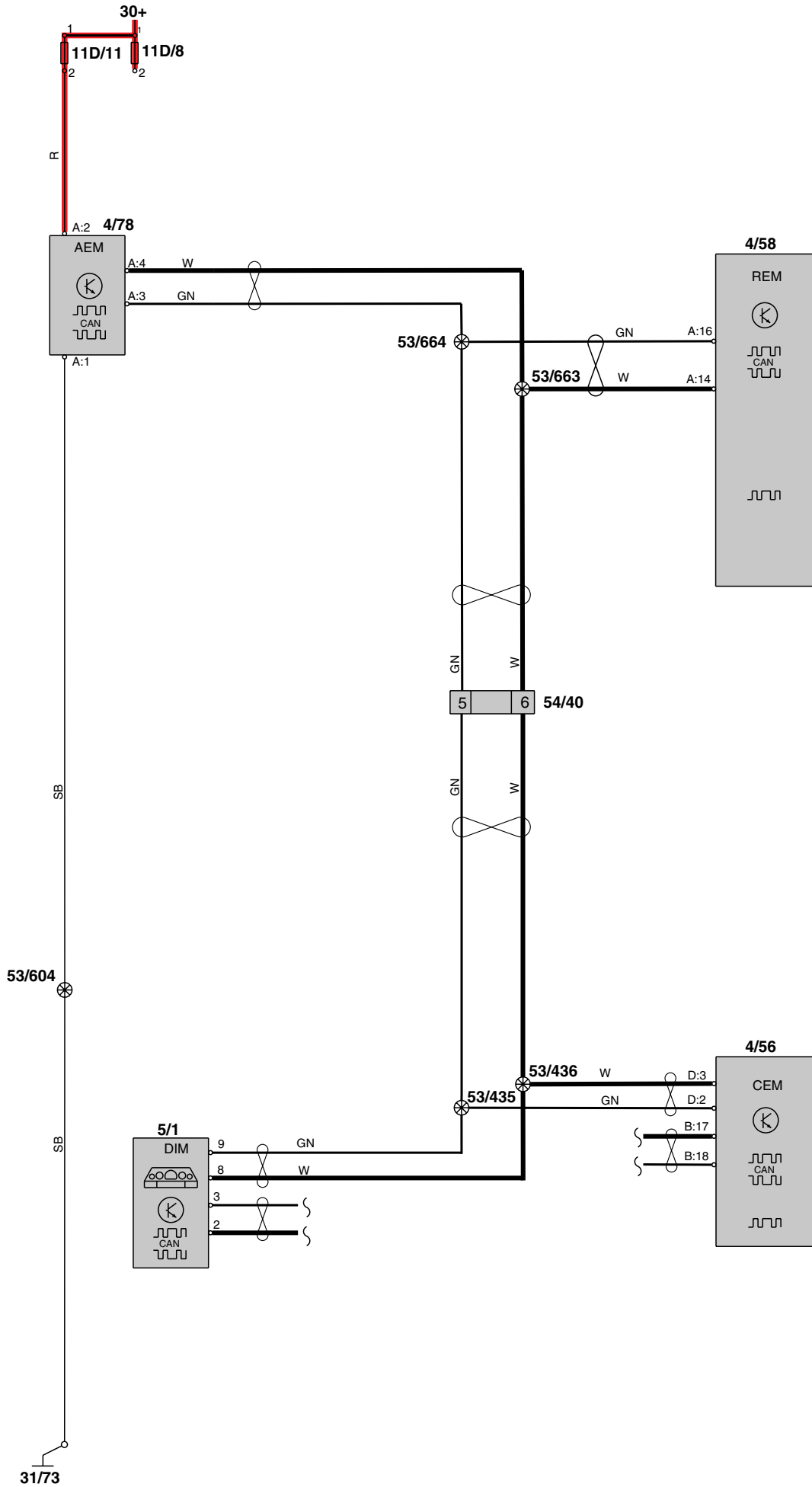
High pressure wash, headlights XC90



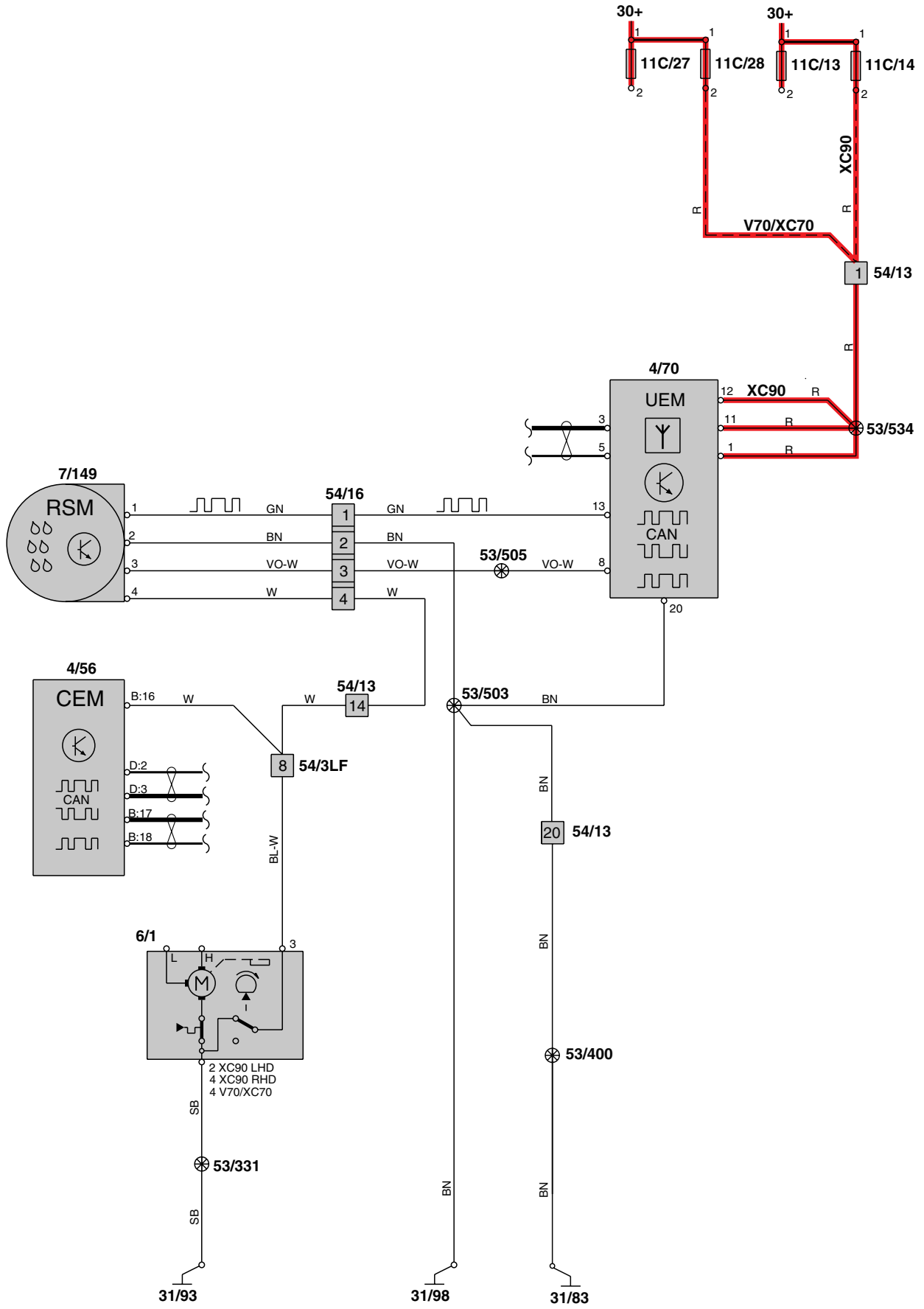
Wiper/washer, rear window



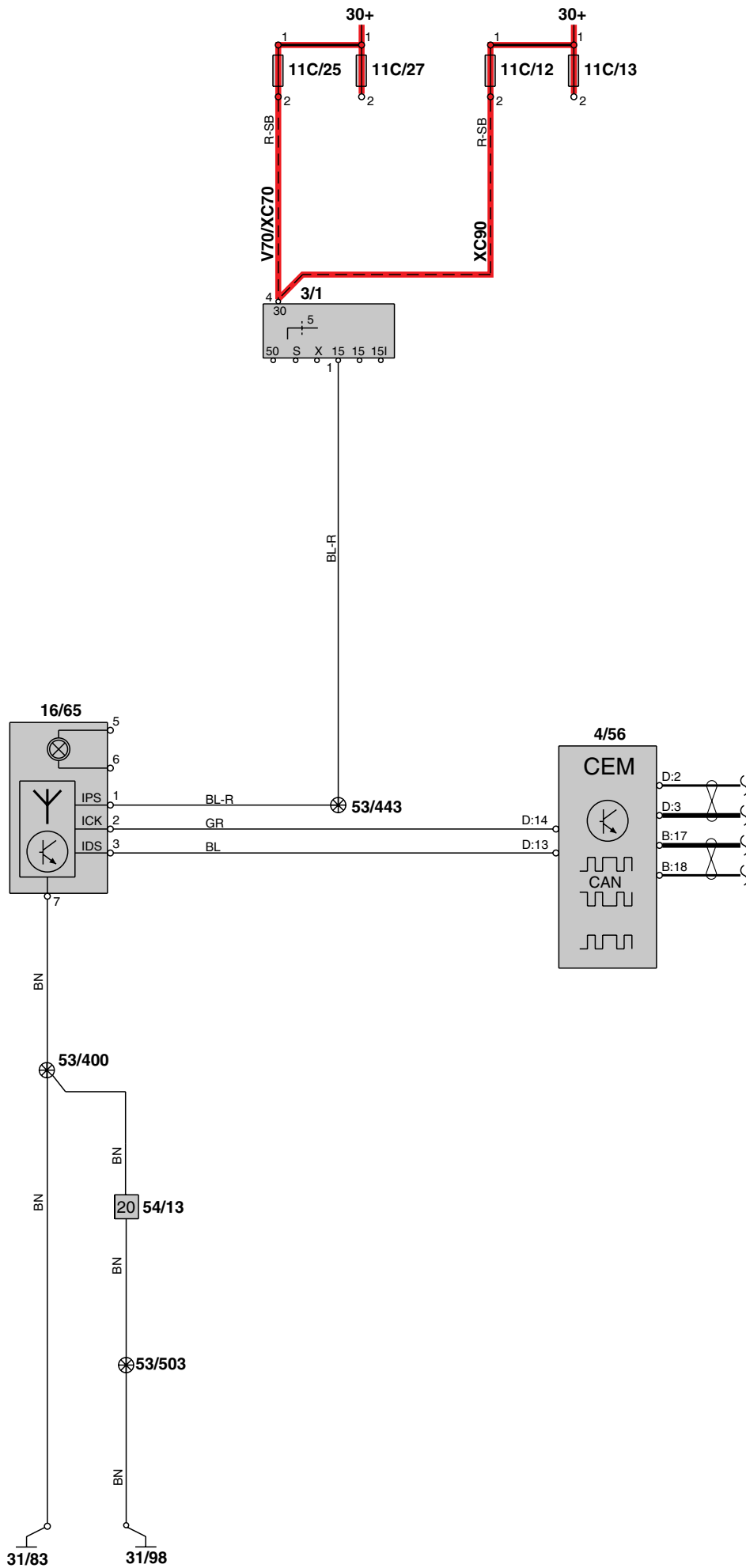
Accessory Electronic Module (AEM)



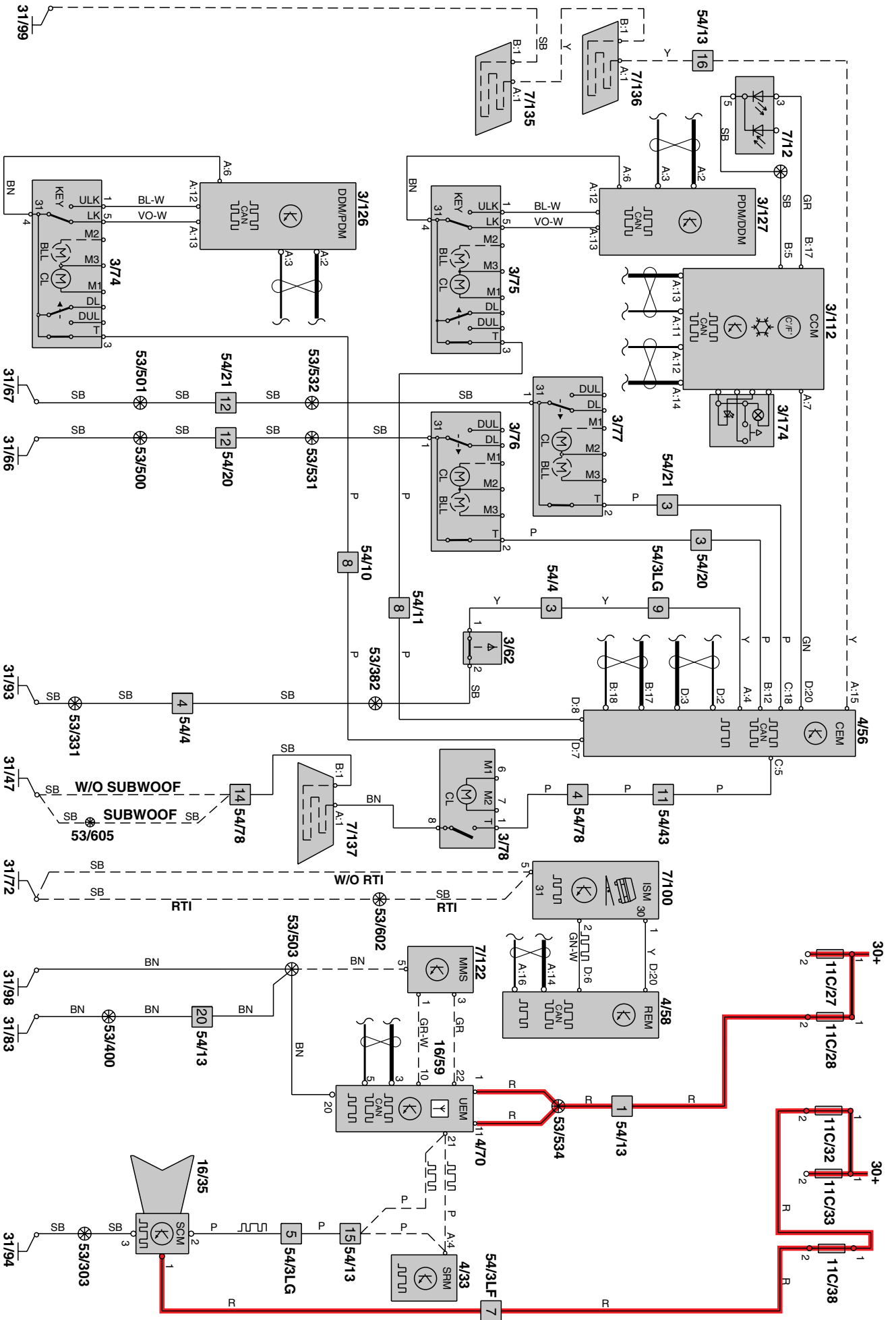
Rain sensor



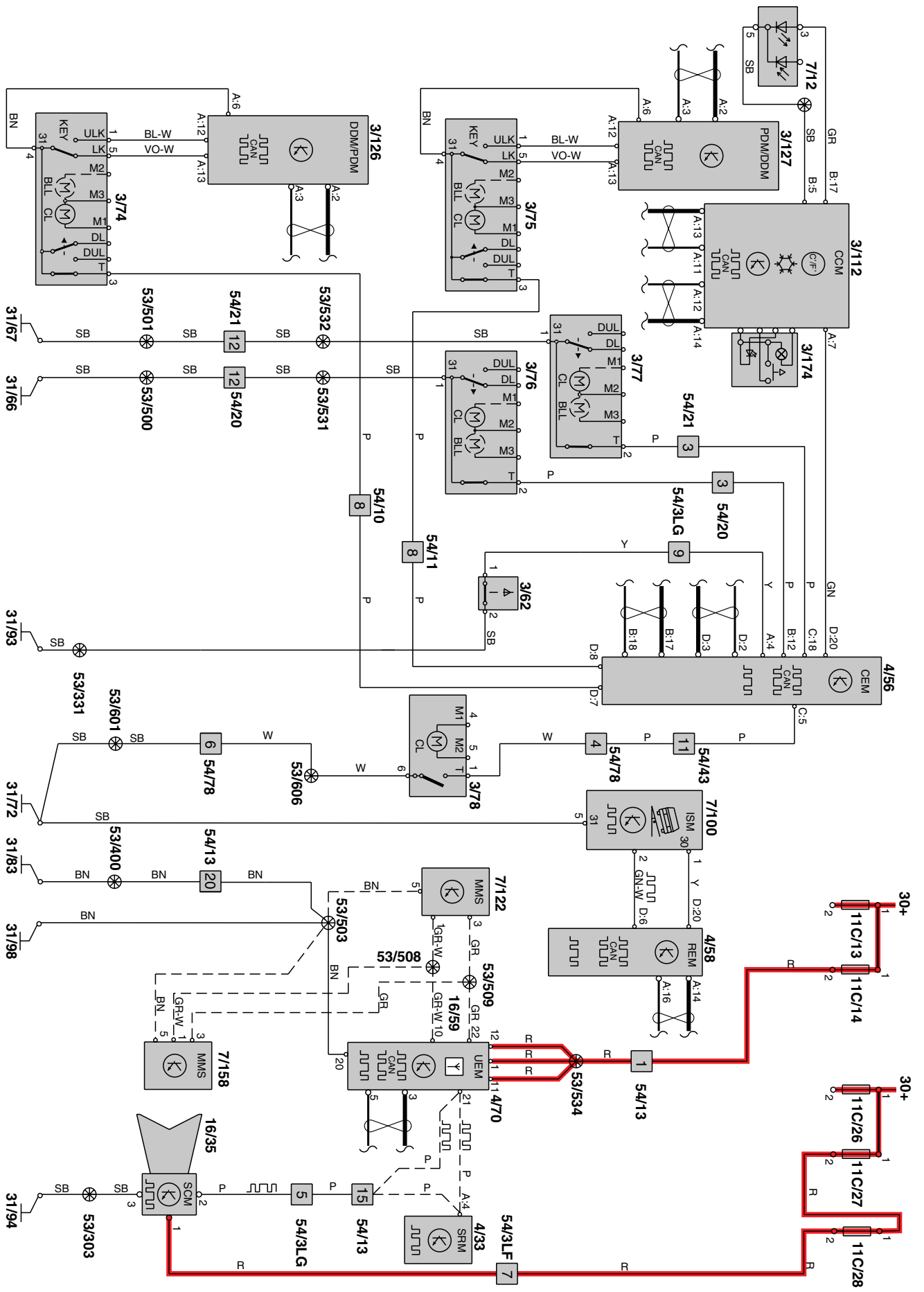
Electronic immobilizer



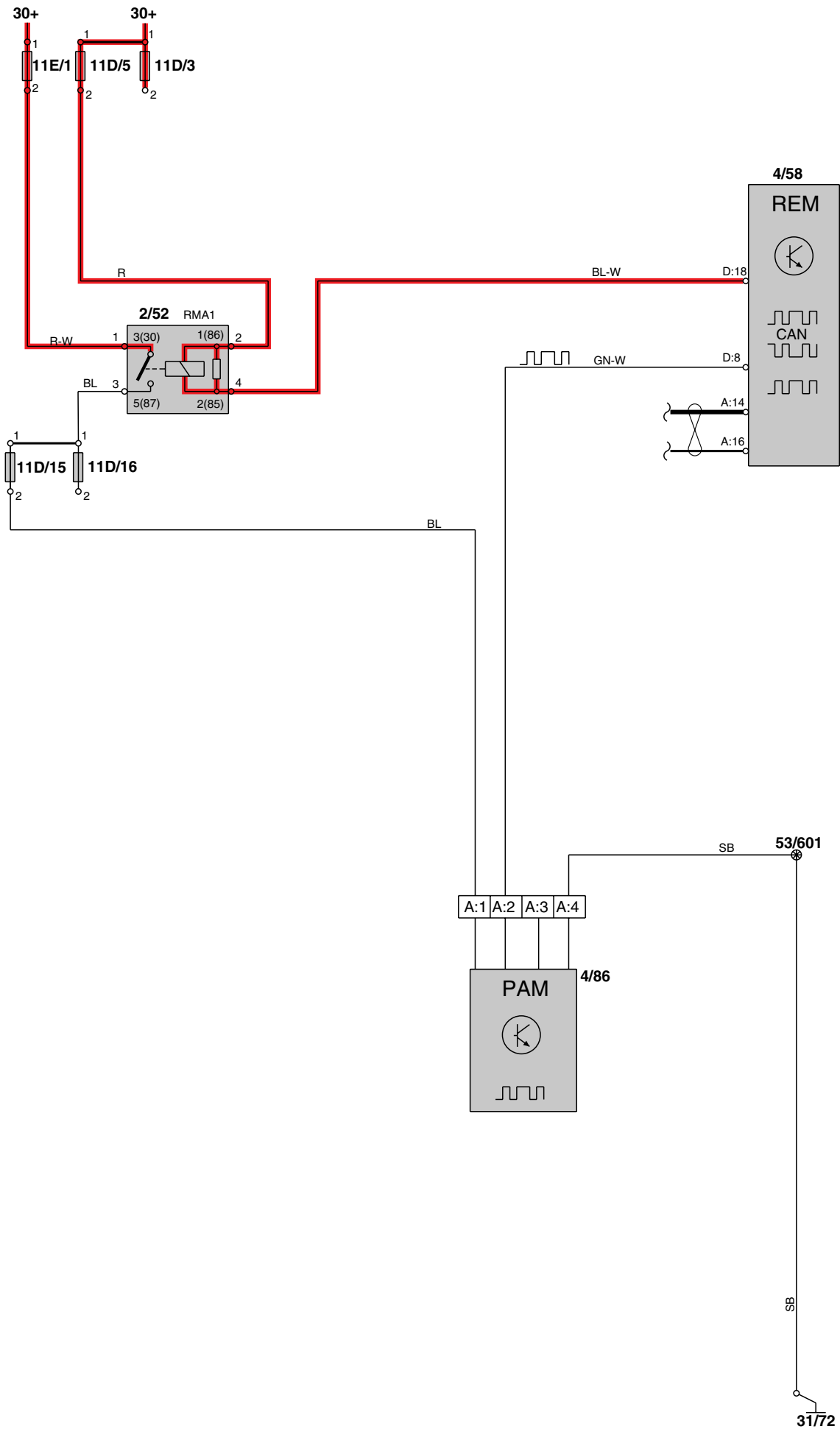
Anti-theft alarm V70/XC70



Anti-theft alarm XC90

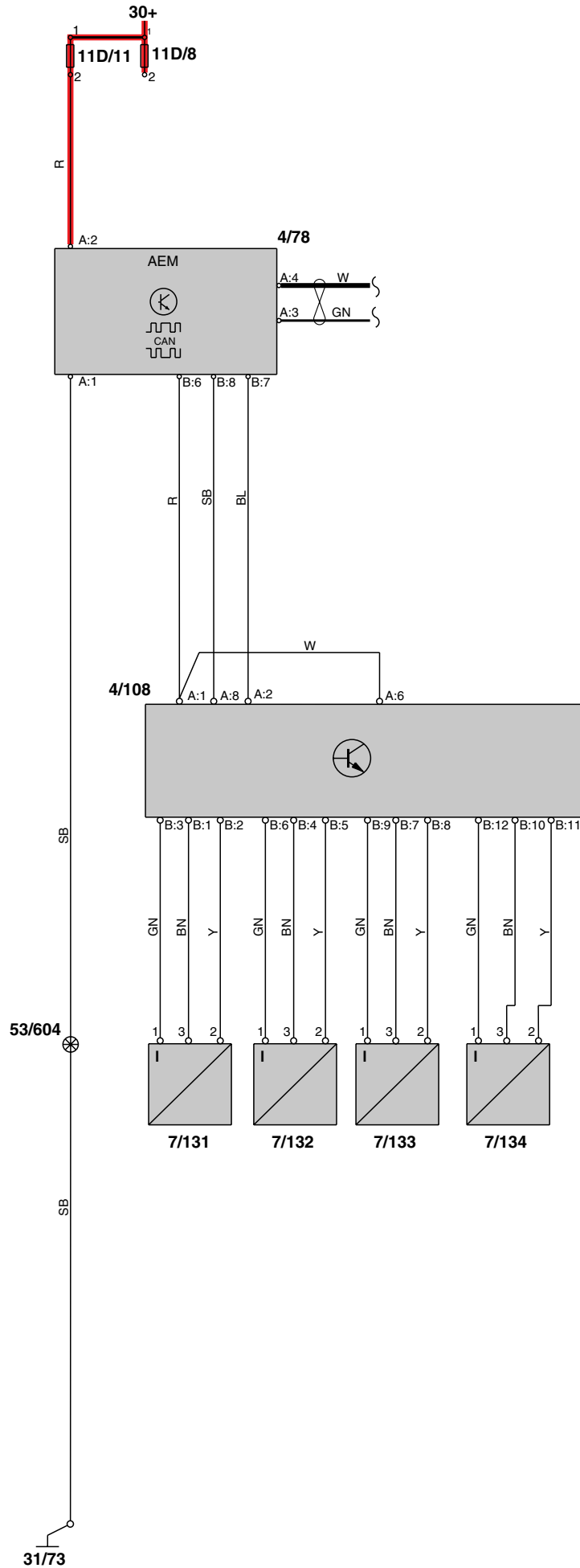


Parking assistance XC90

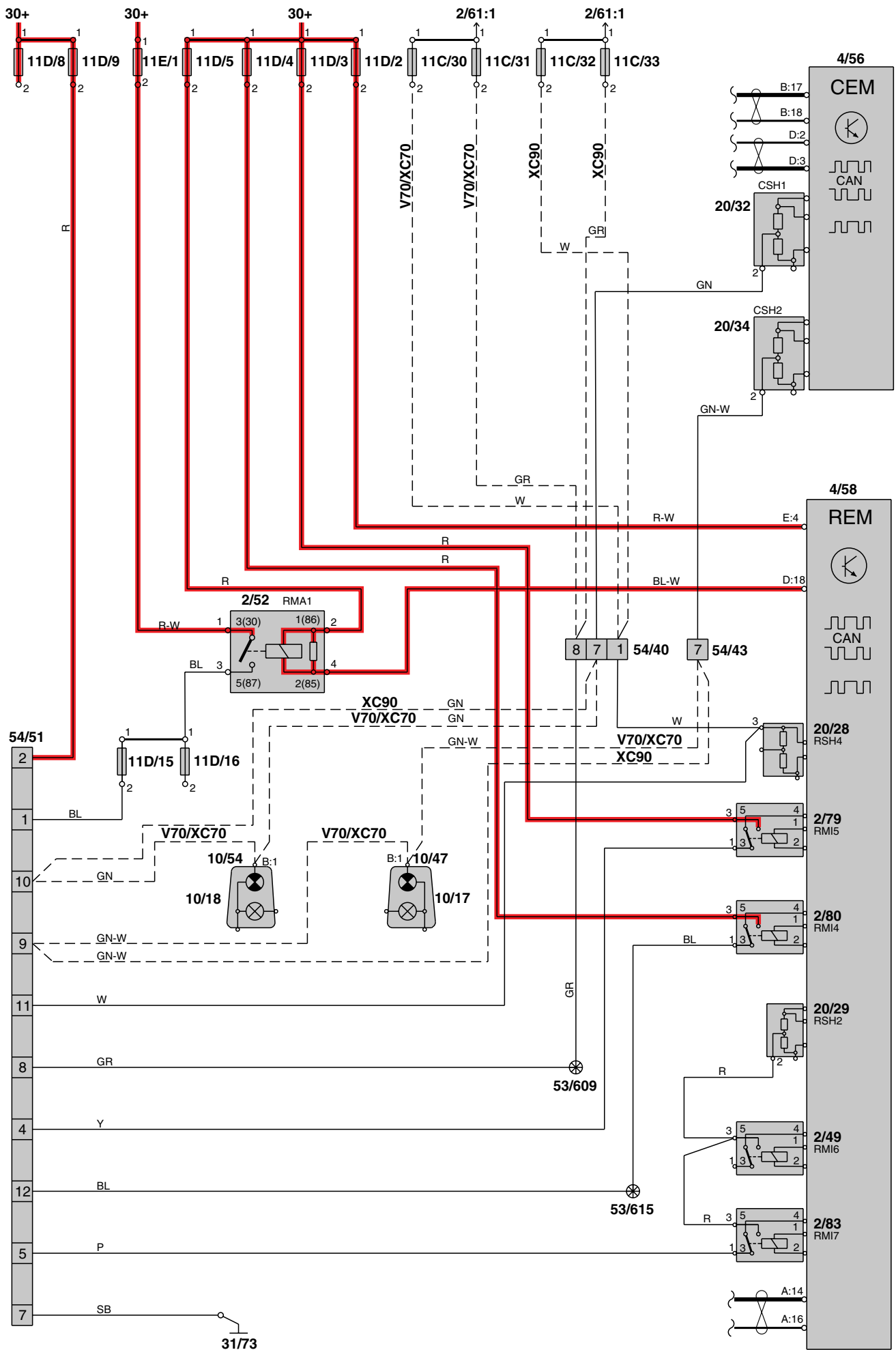


Accessories

Parking Assistance system

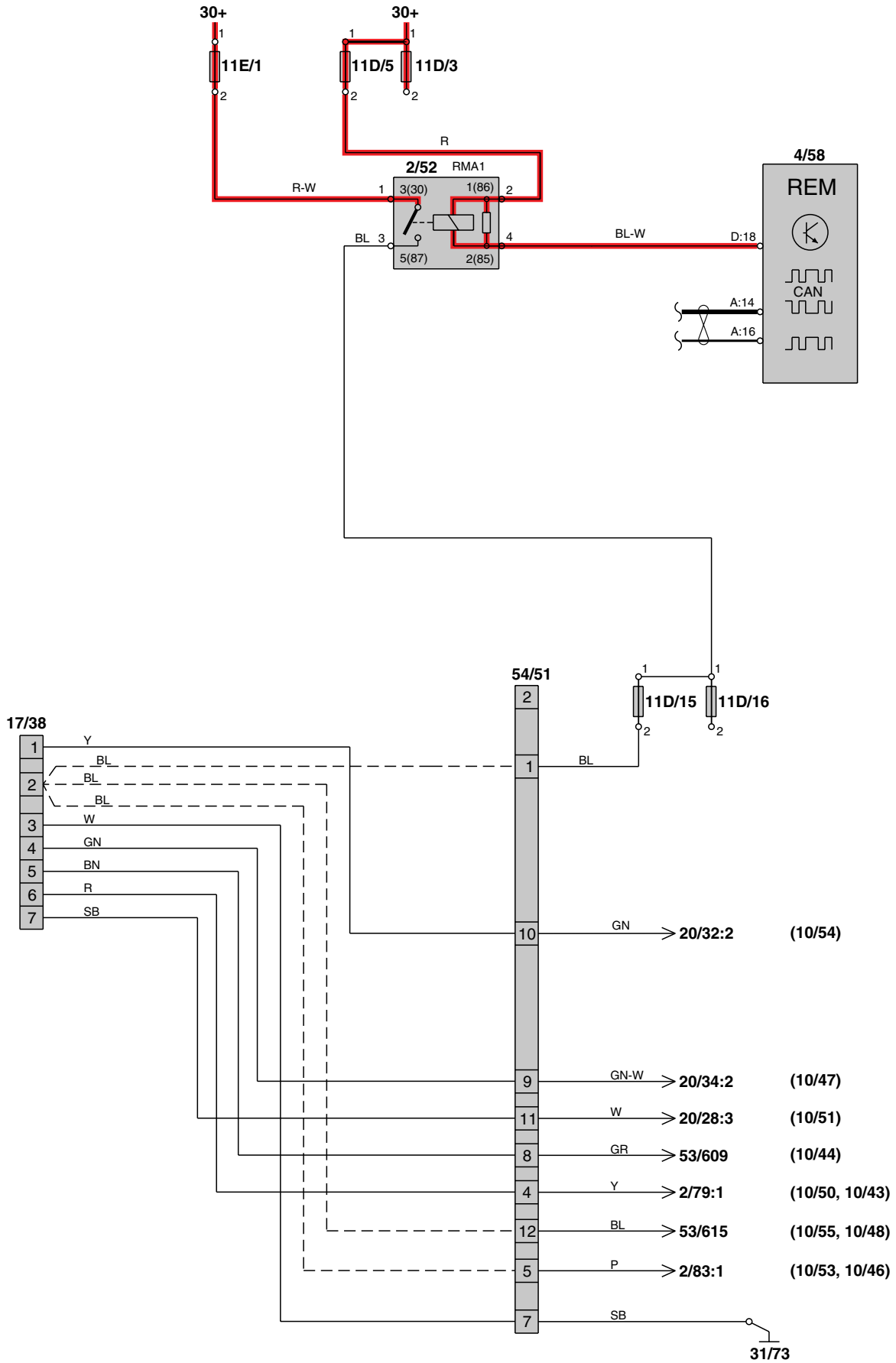


Group 37 Trailer functions

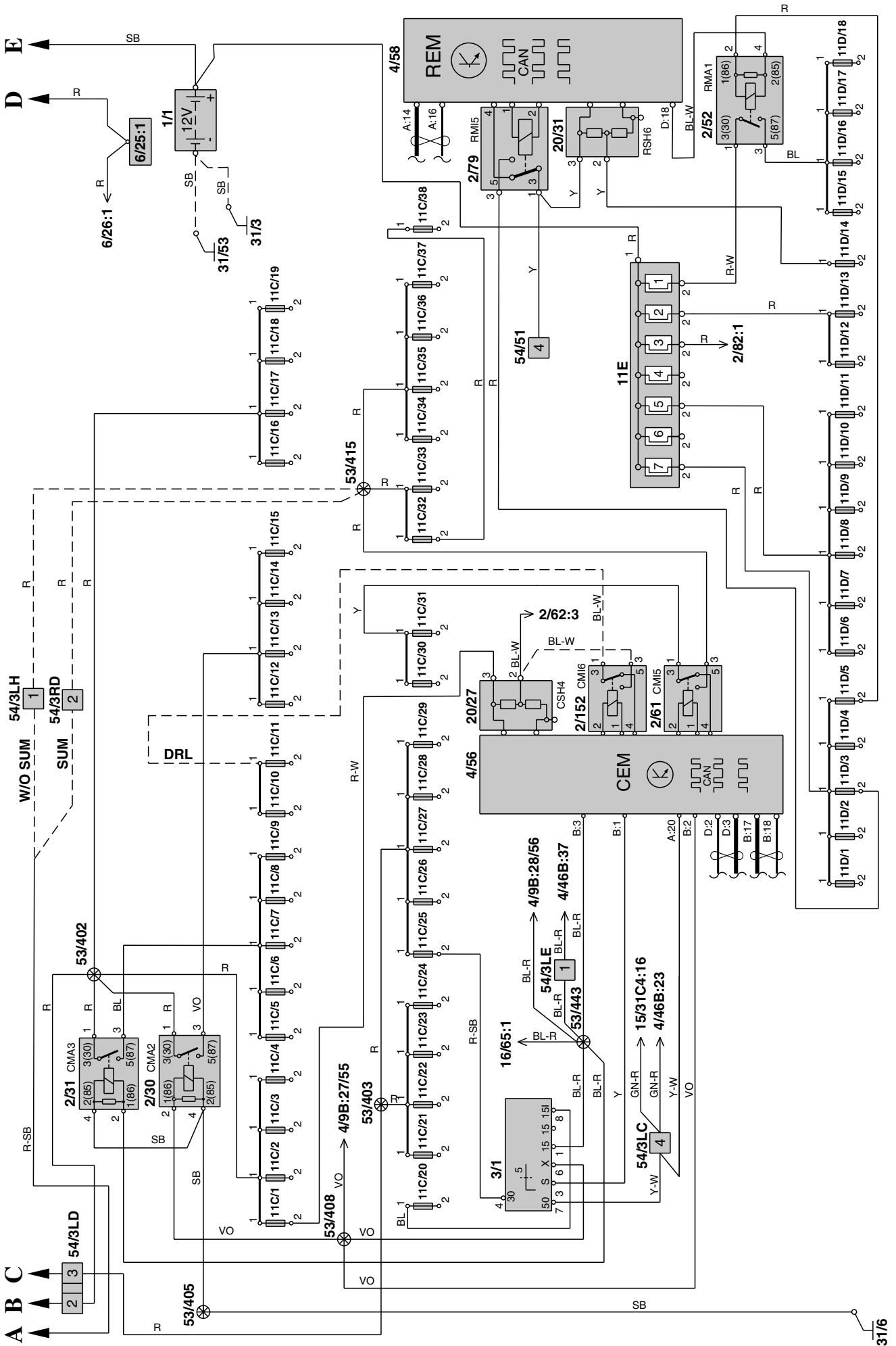


Accessories

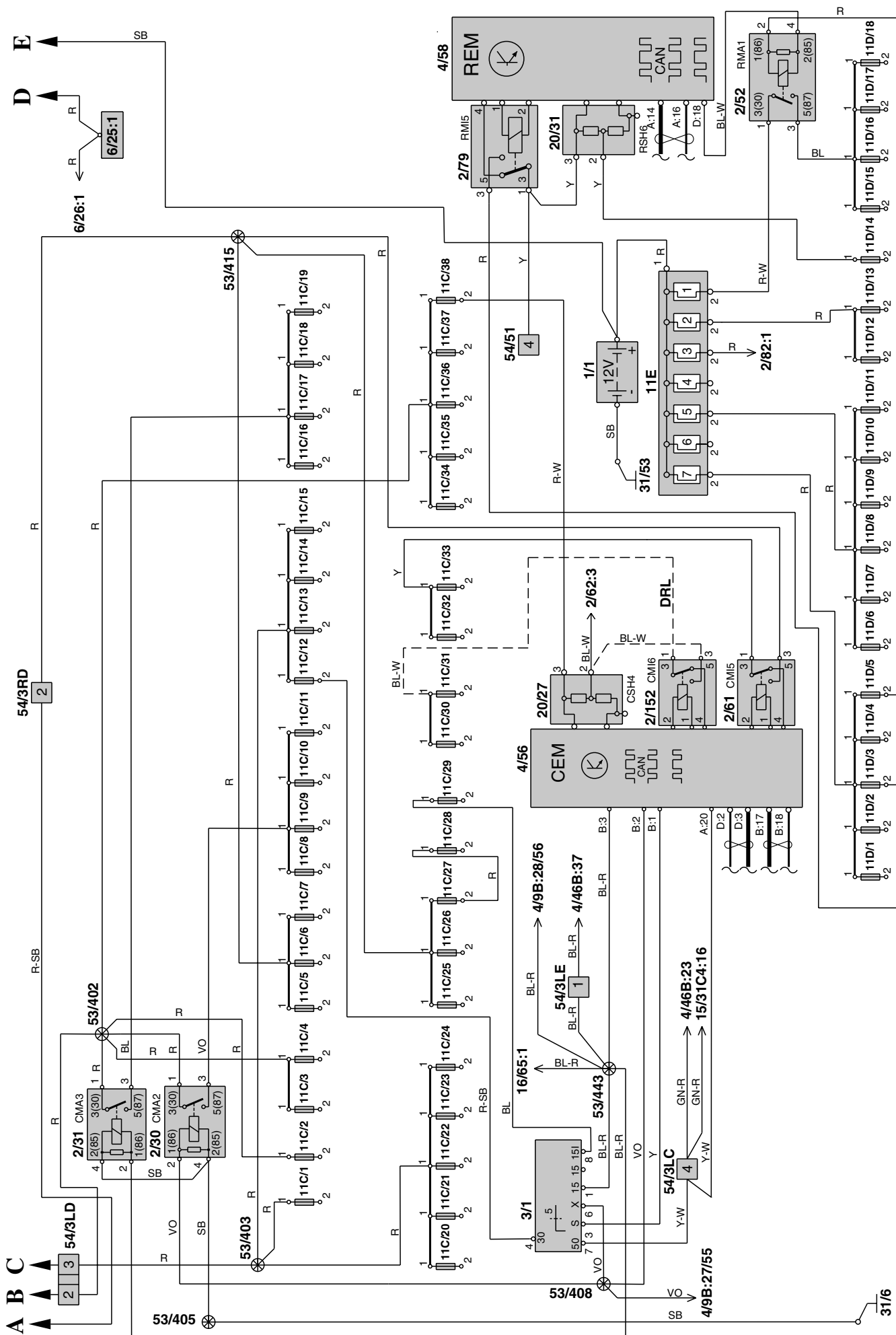
Towing bracket wiring, 7-pin



Electrical distribution Overview V70

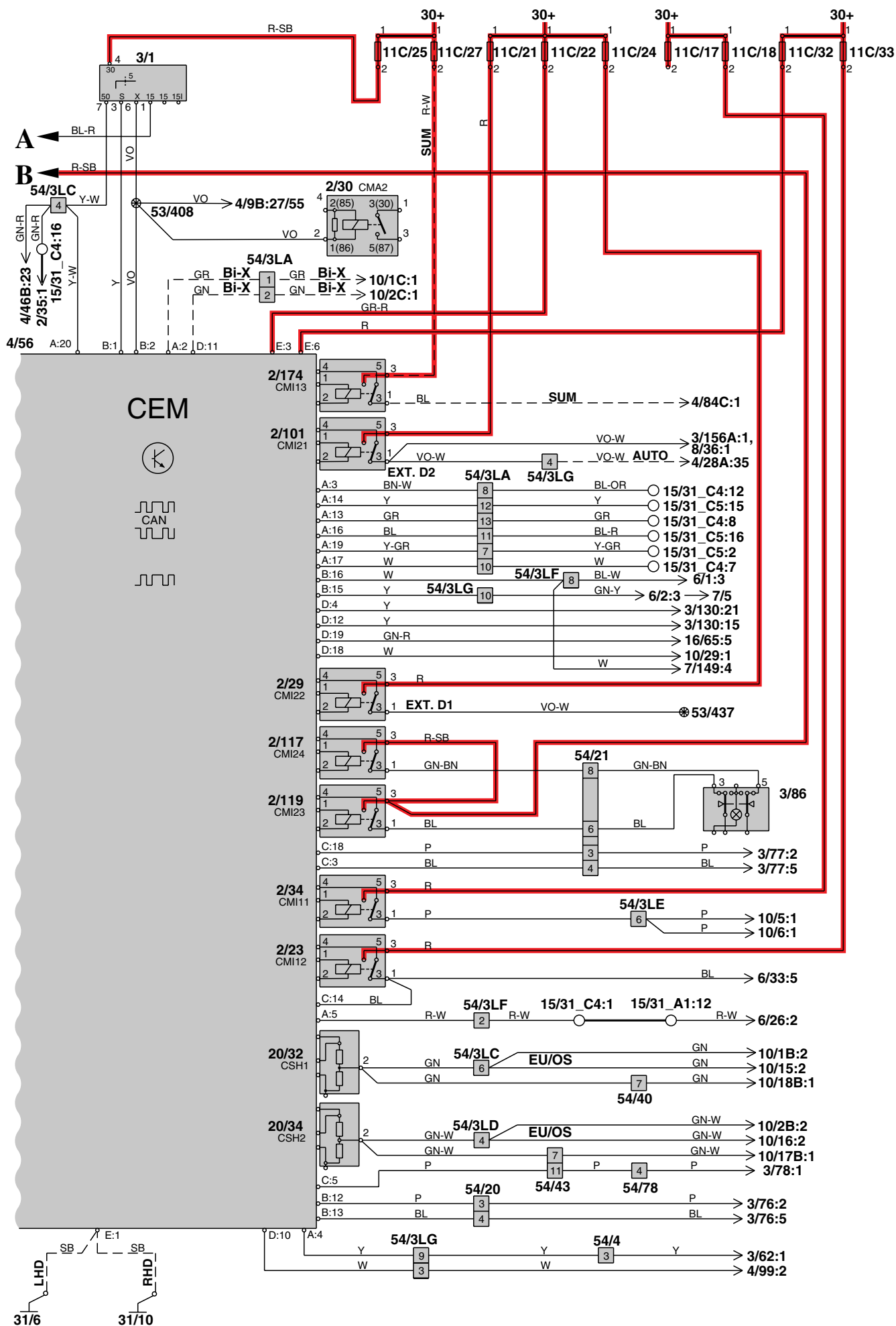


Electrical distribution Overview XC90

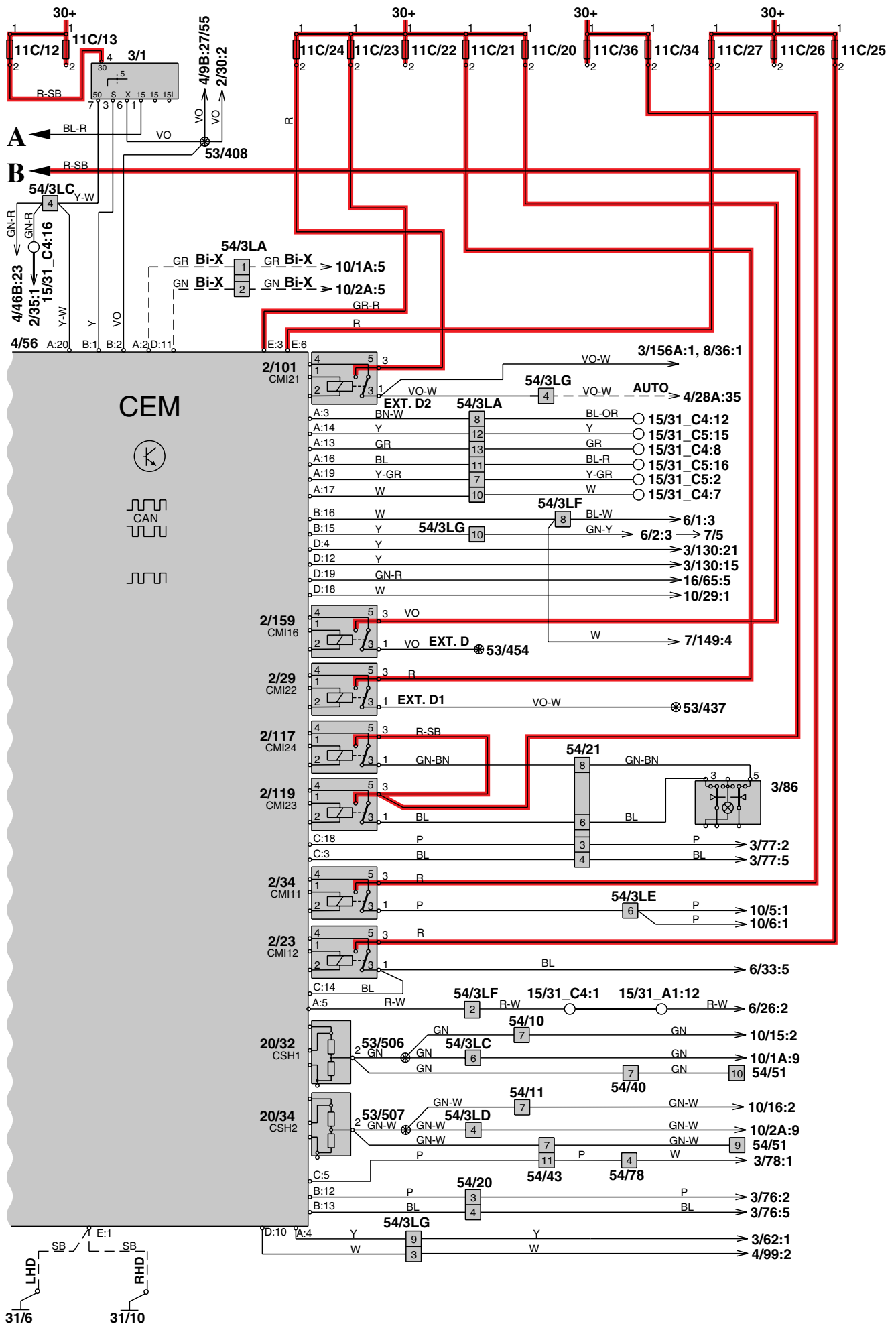


Control modules

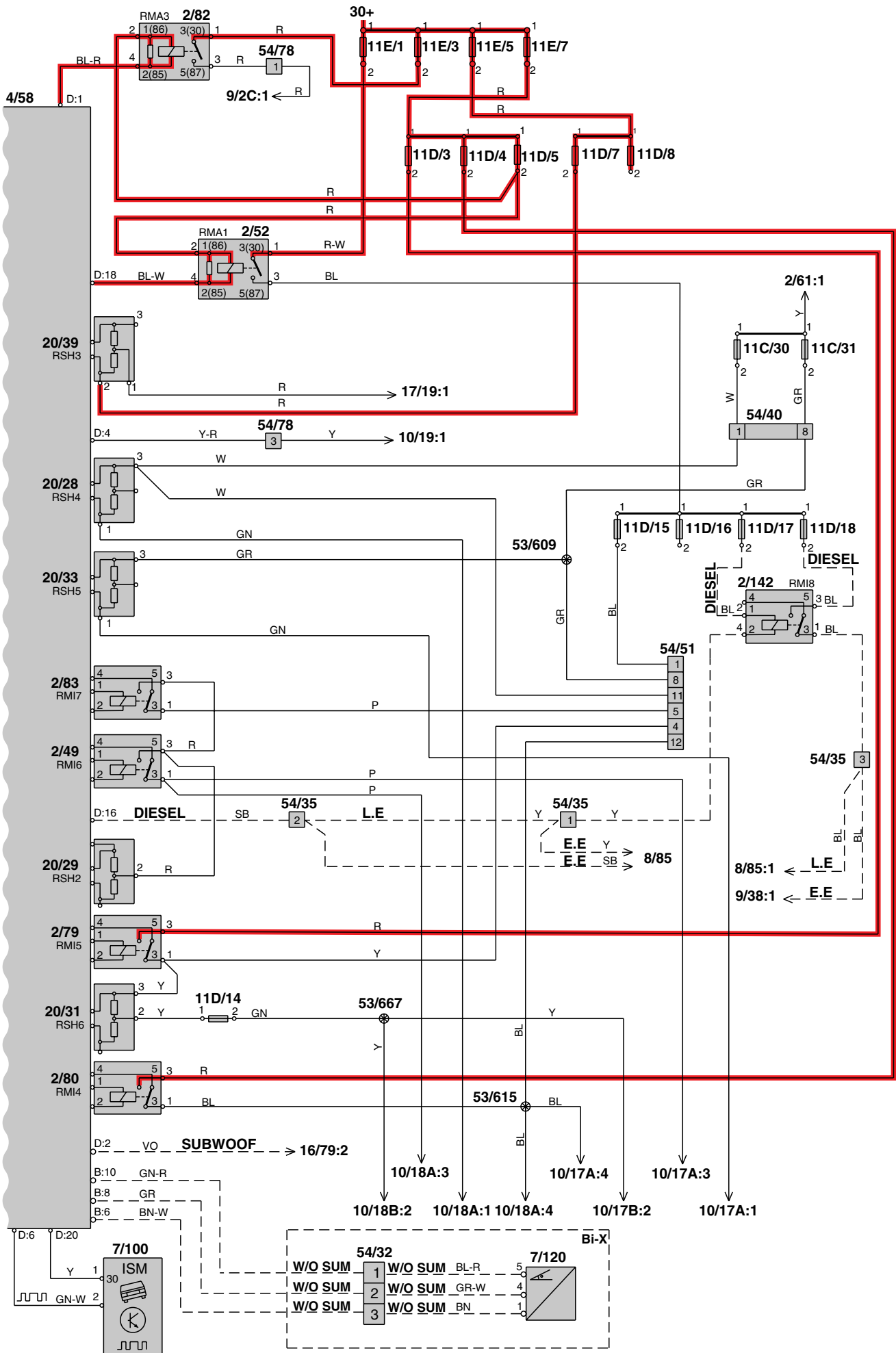
Central Electronic Module (CEM) V70/XC70



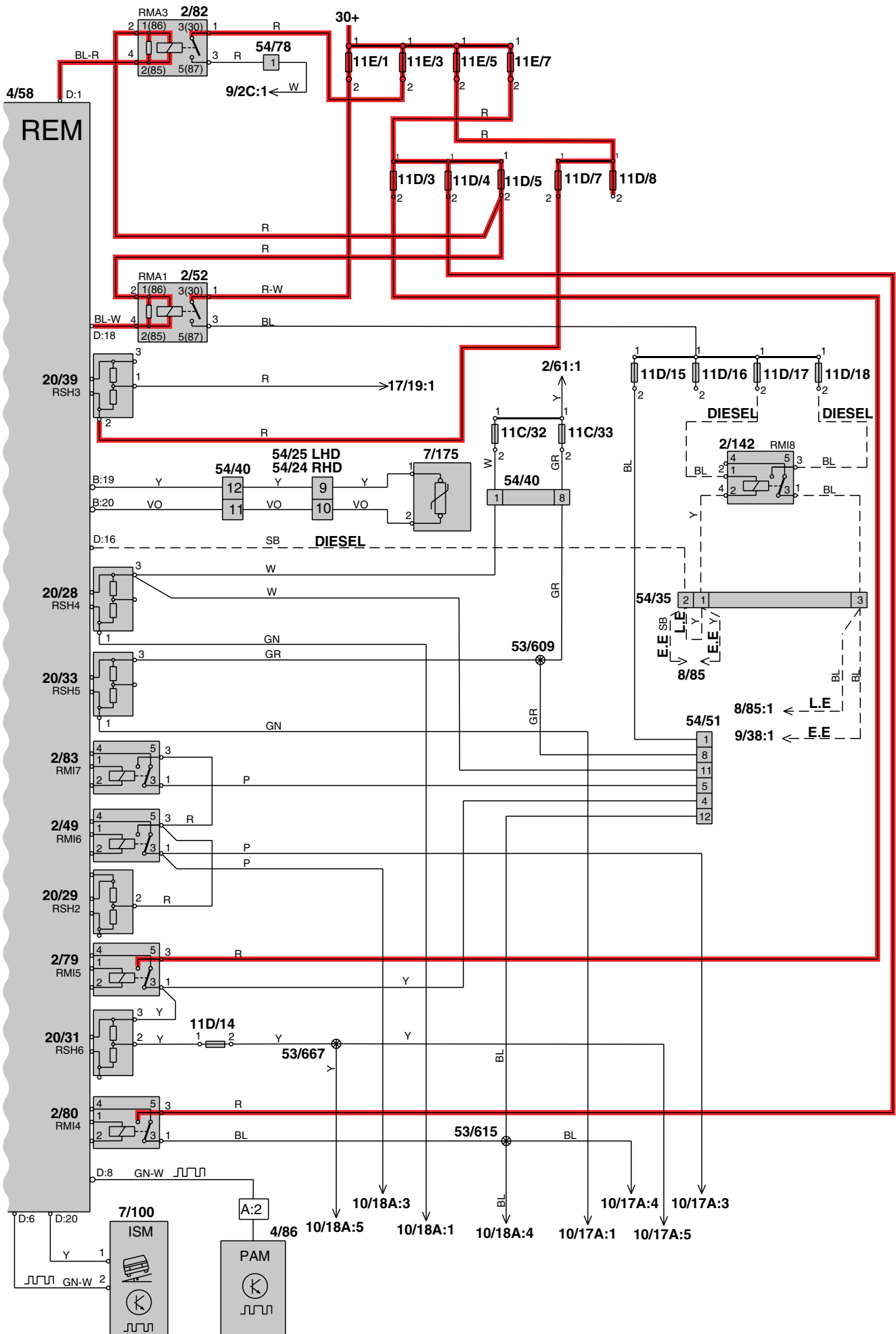
Control modules Central Electronic Module (CEM) XC90



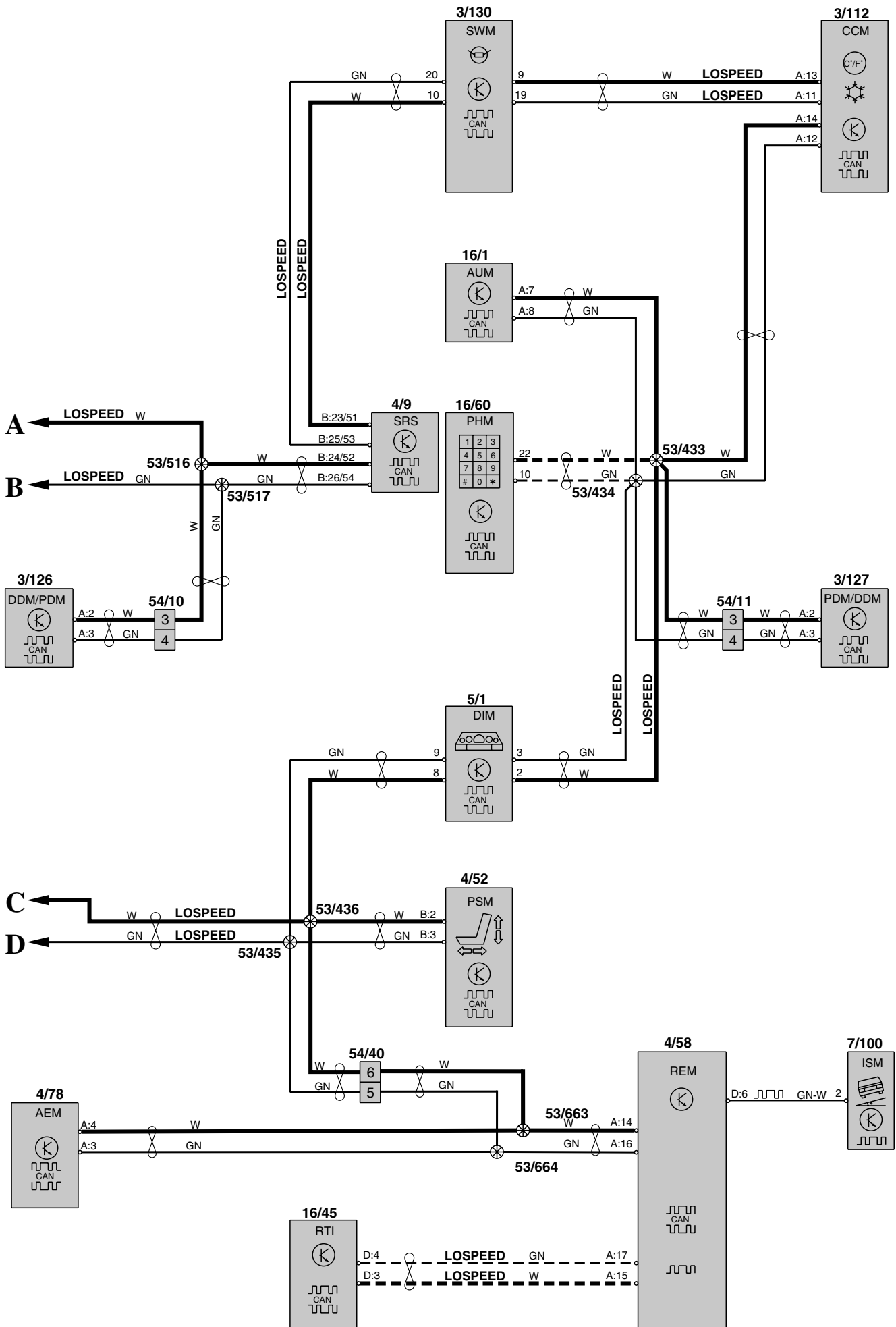
Control modules Rear Electronic Module (REM) V70/XC70



Control modules Rear Electronic Module (REM) XC90

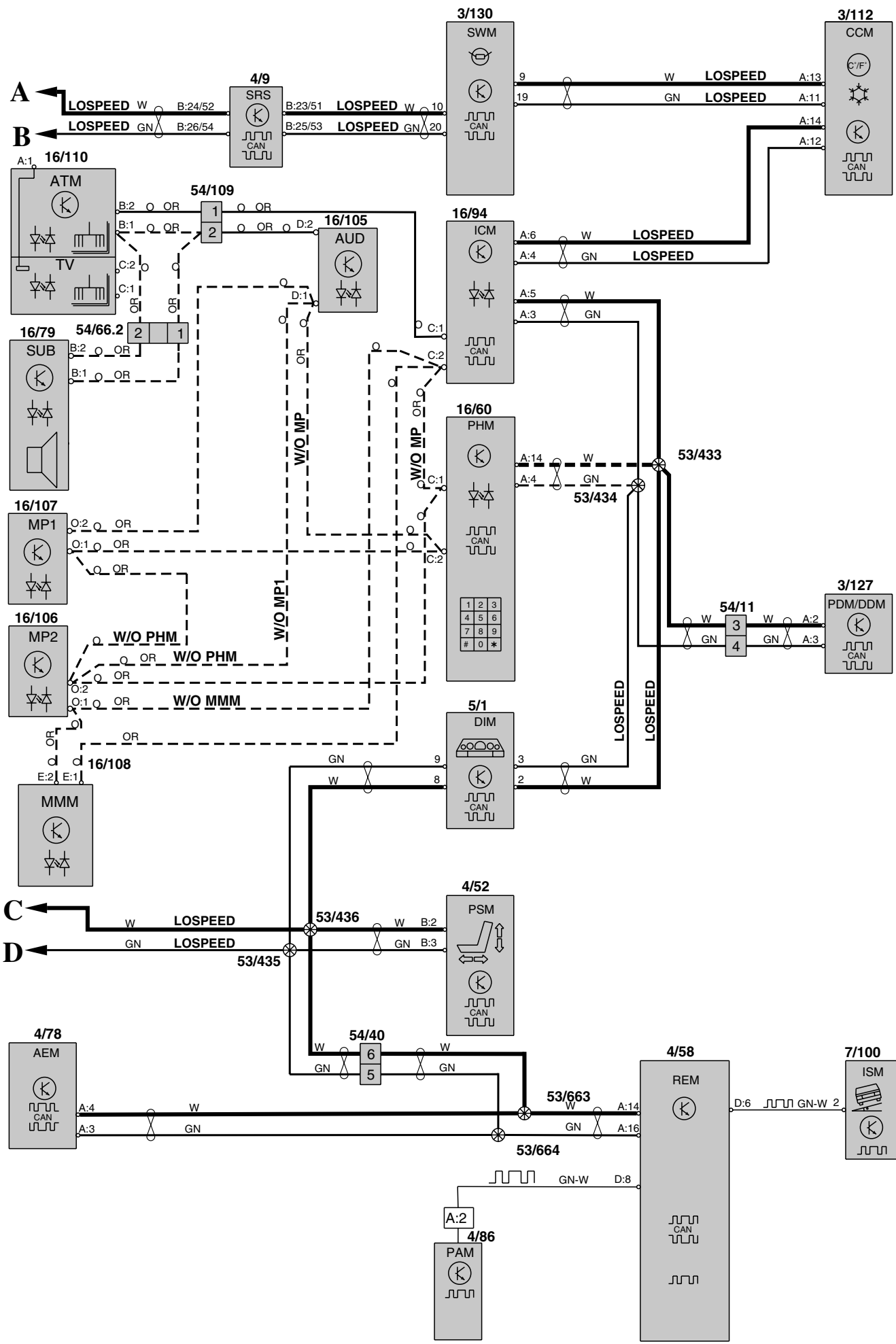


Control modules Data communication V70/XC70

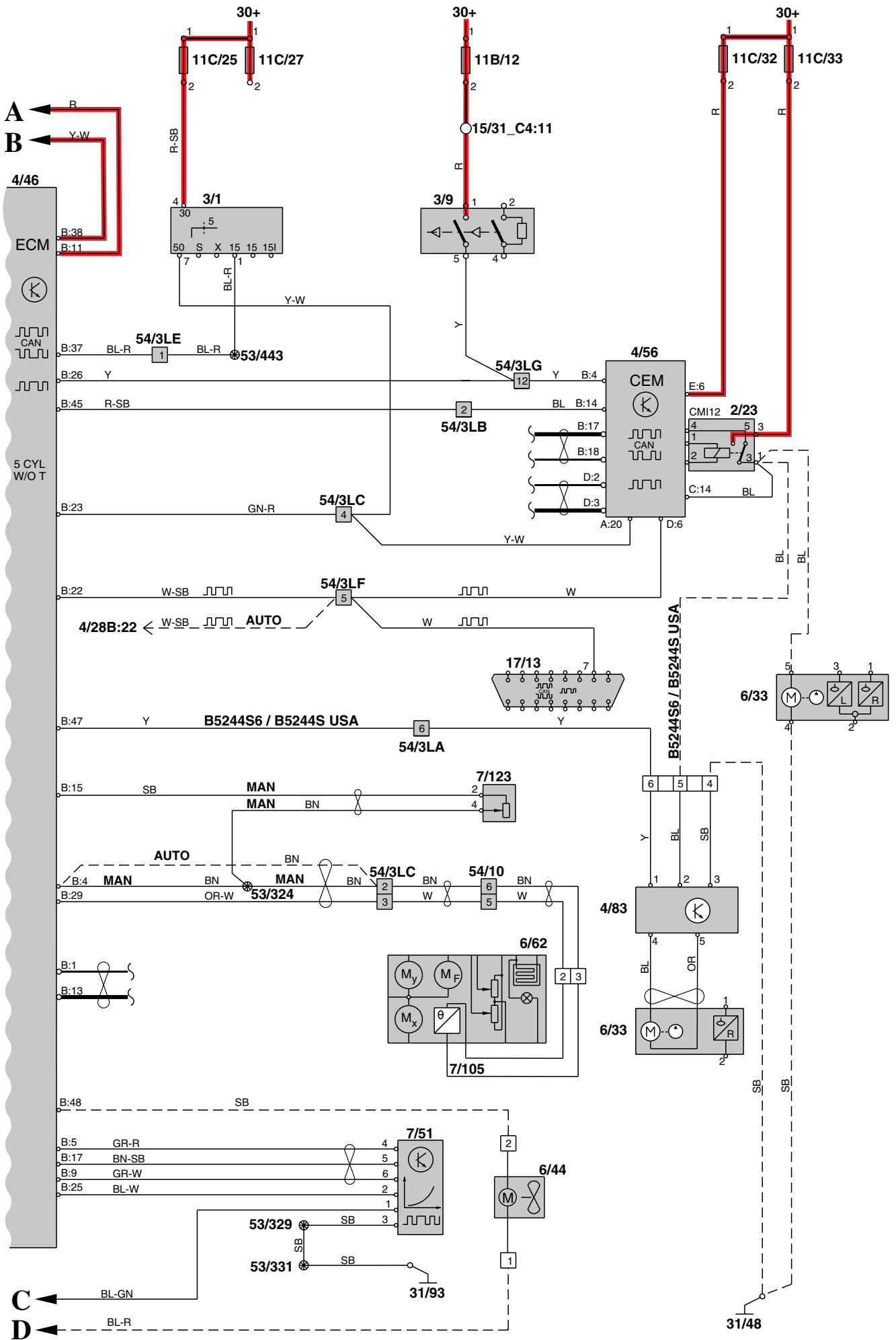


Control modules

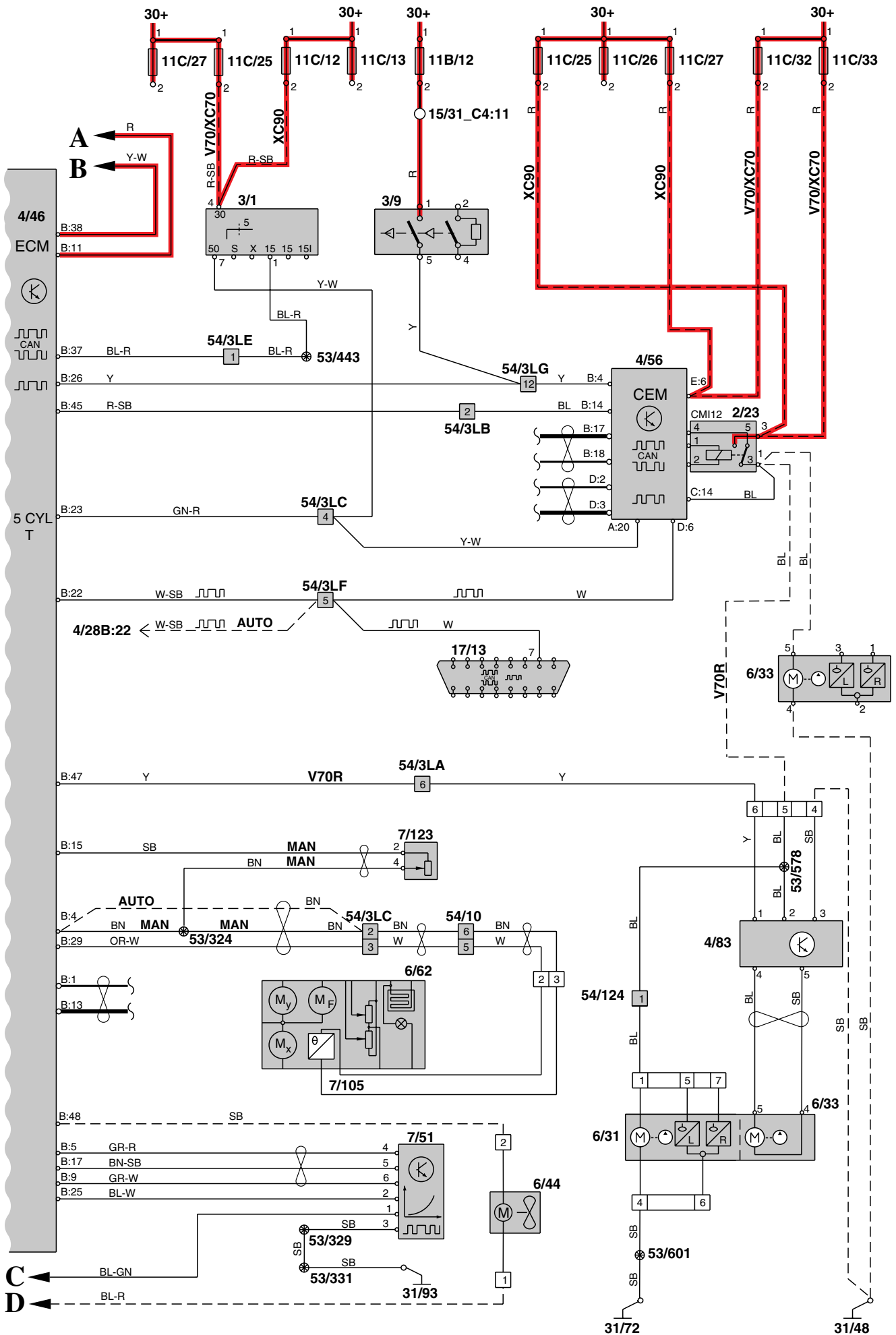
Data communication XC90



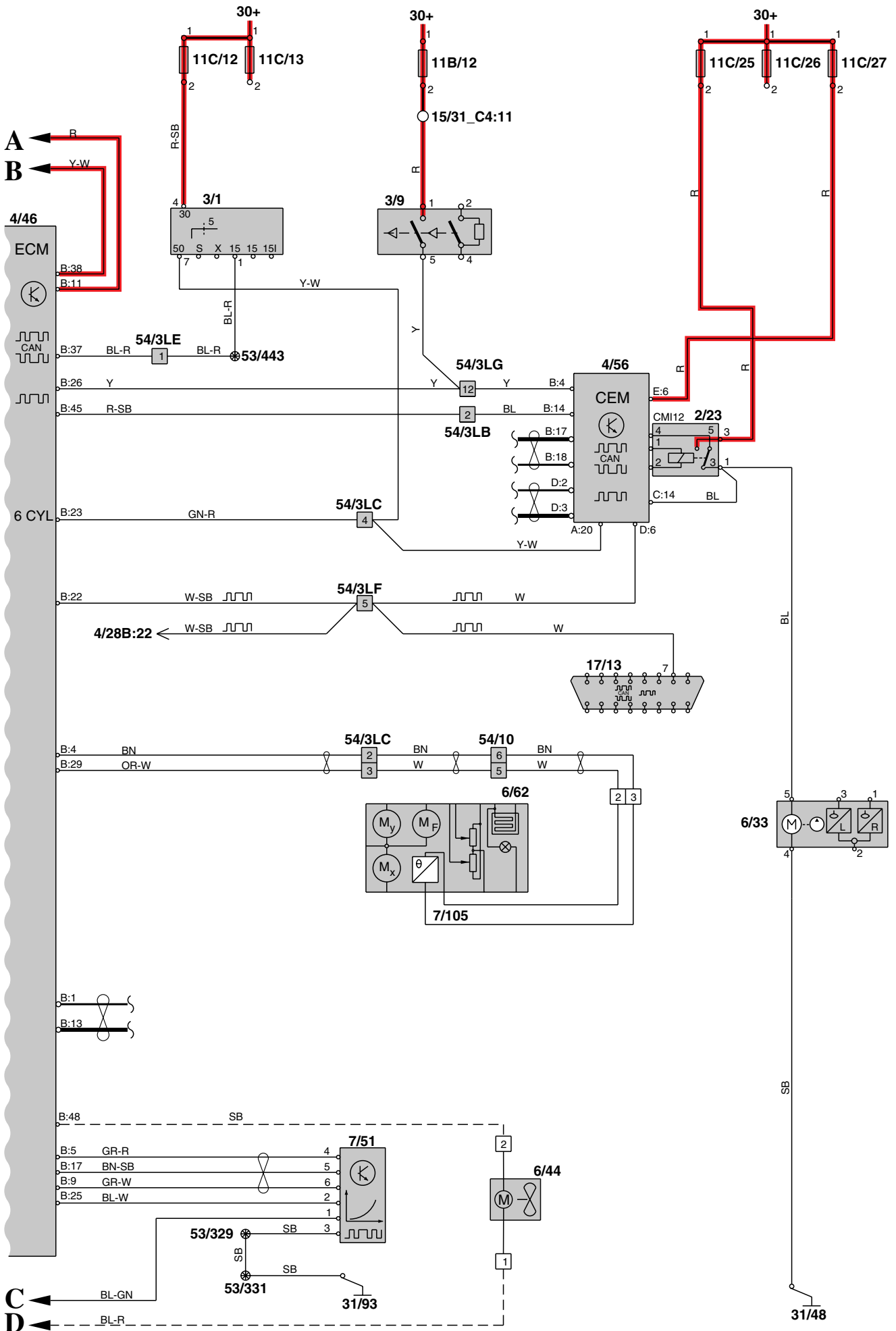
Engine management system, 5-cyl



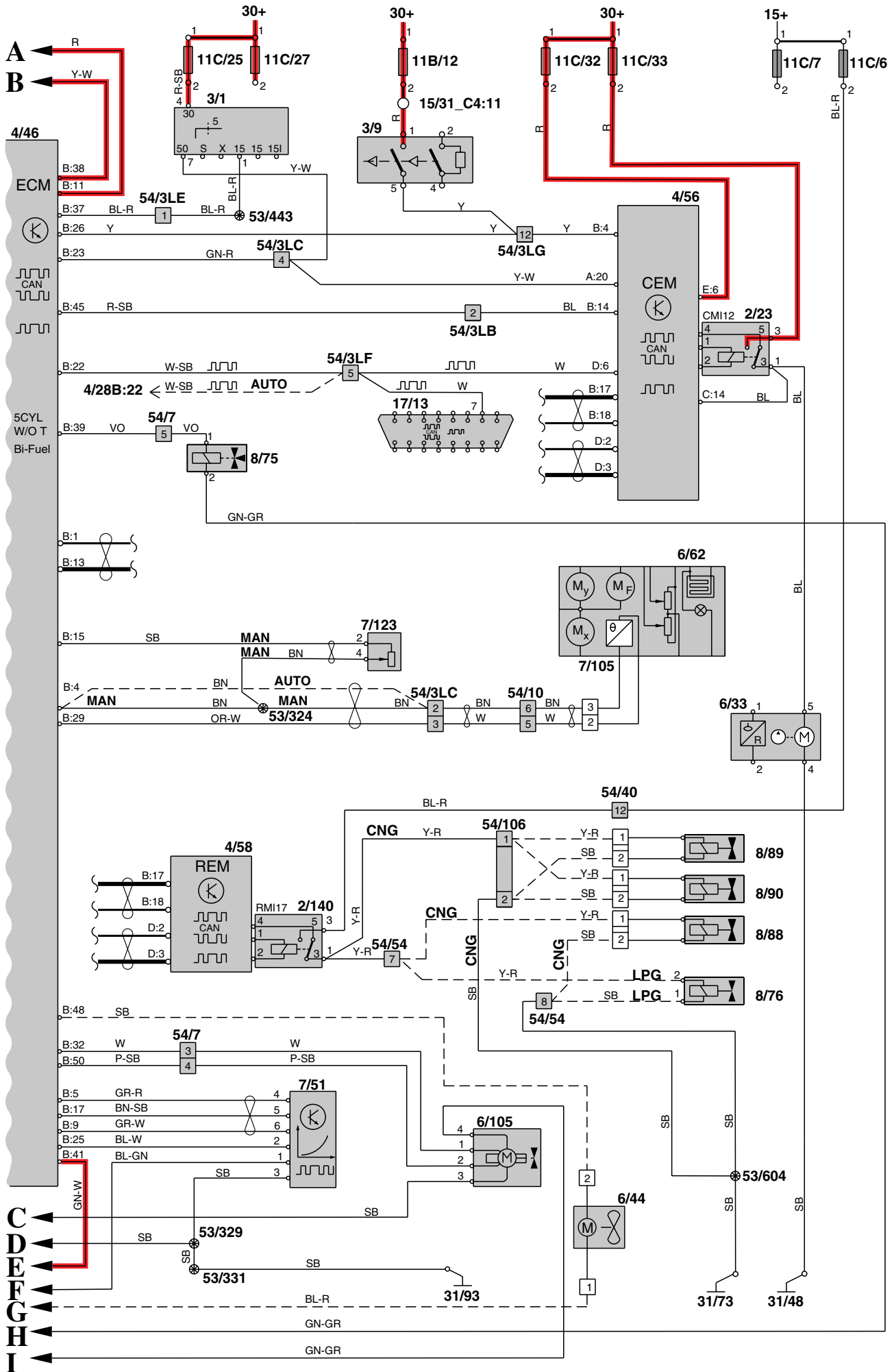
Engine management system, 5-cyl Turbo



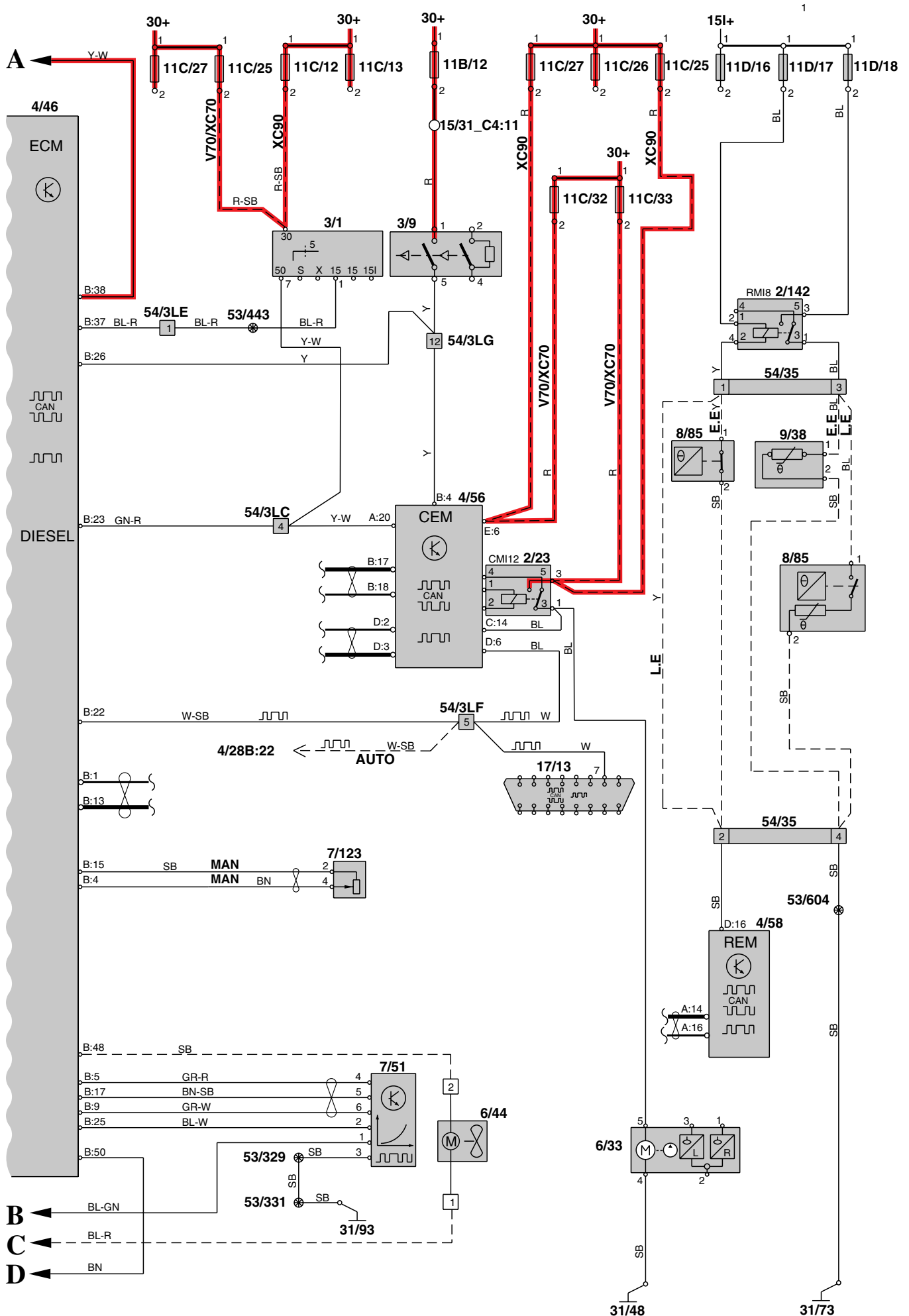
Engine management system, 6-cyl



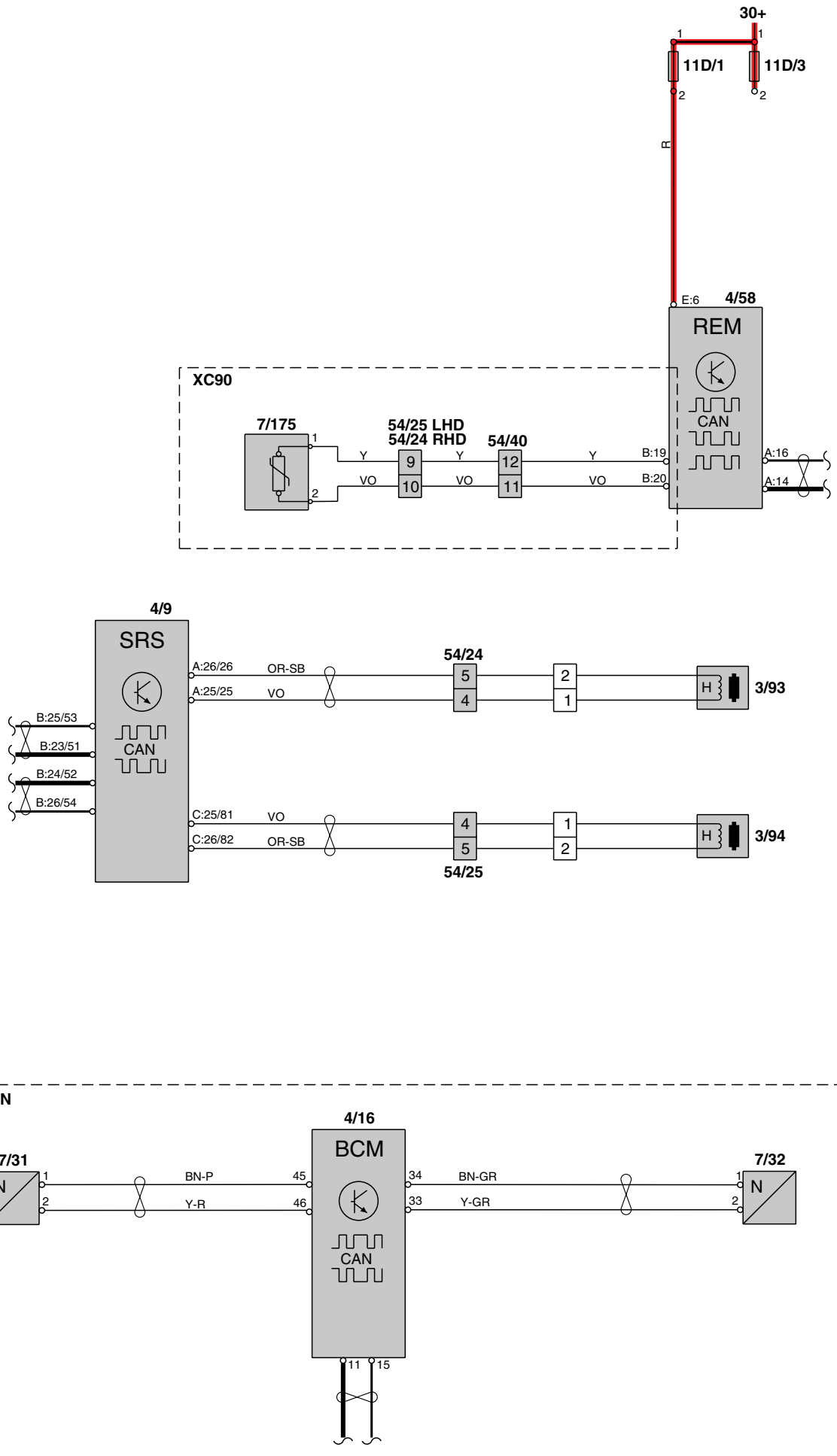
Engine management system, Bifuel



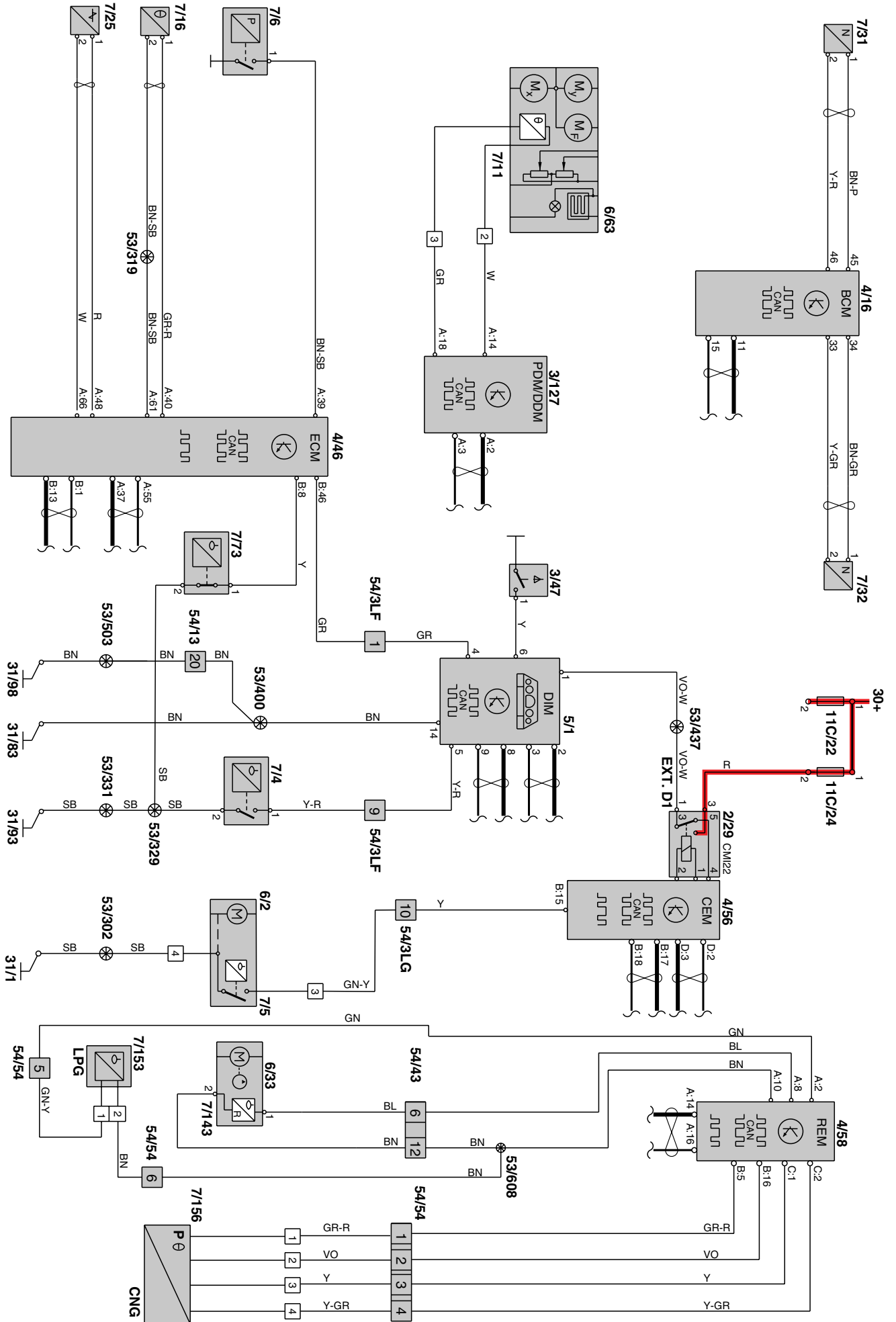
Engine management system, Diesel



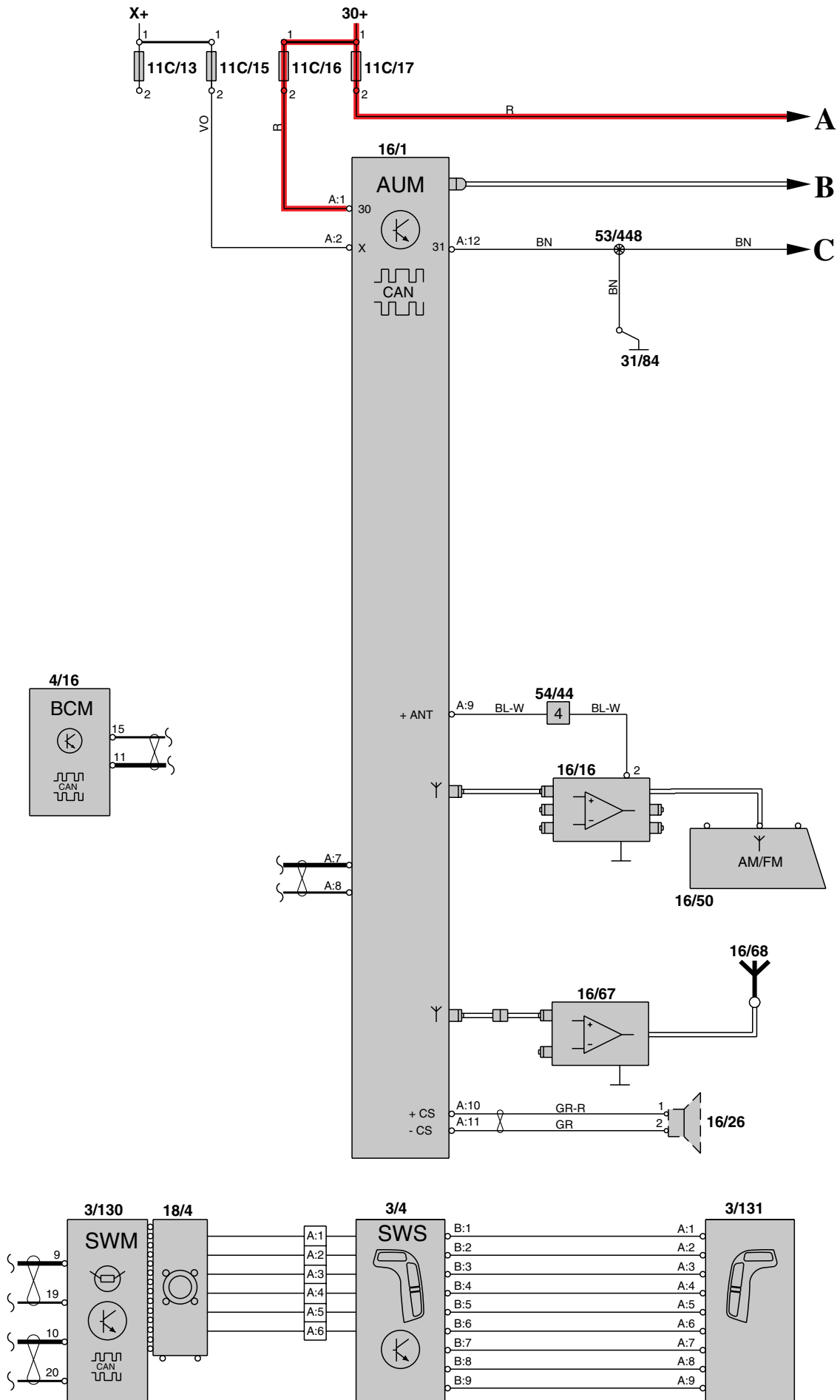
Group 38 Seat belt reminder



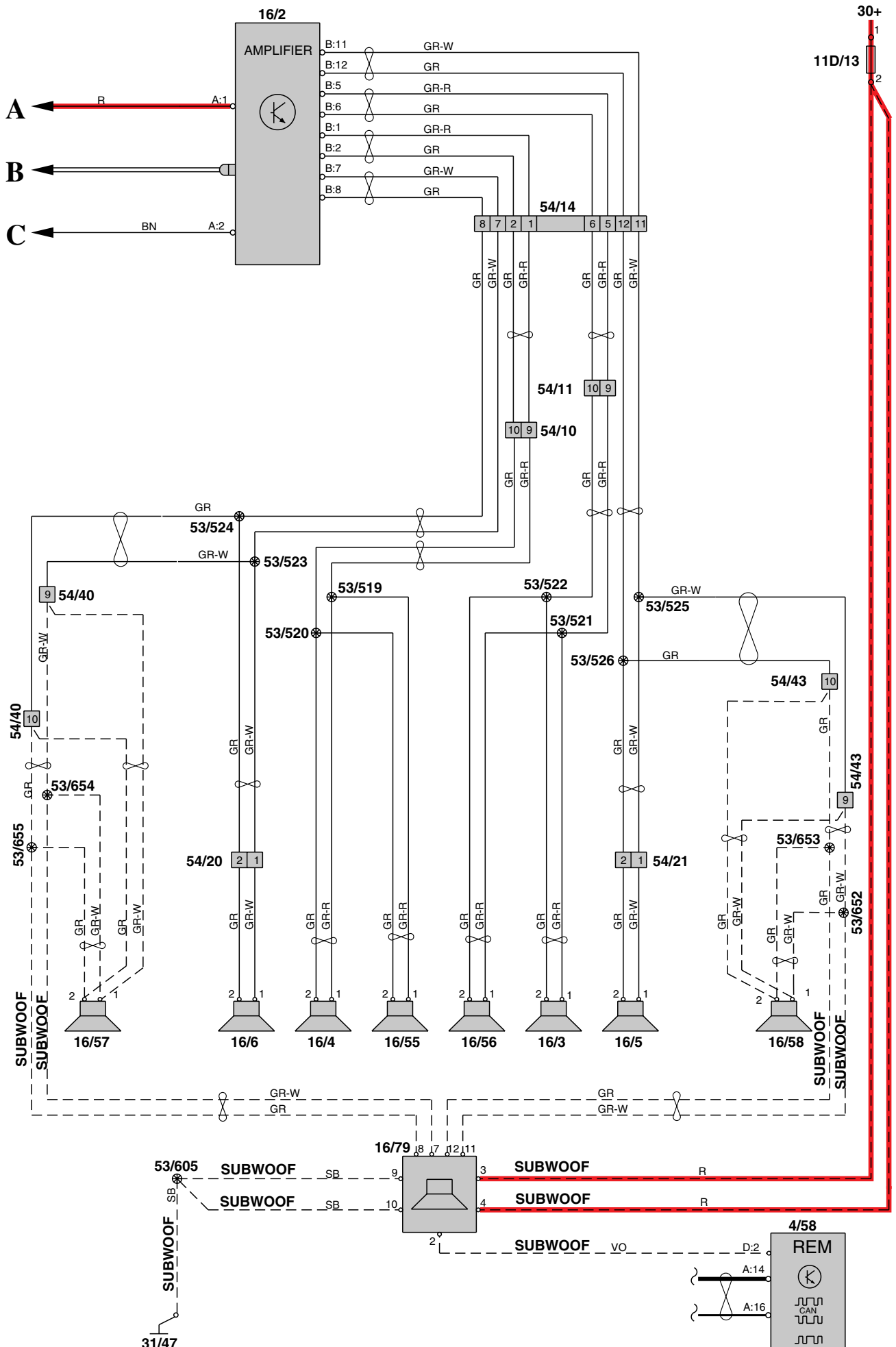
Driver information module Bifuel



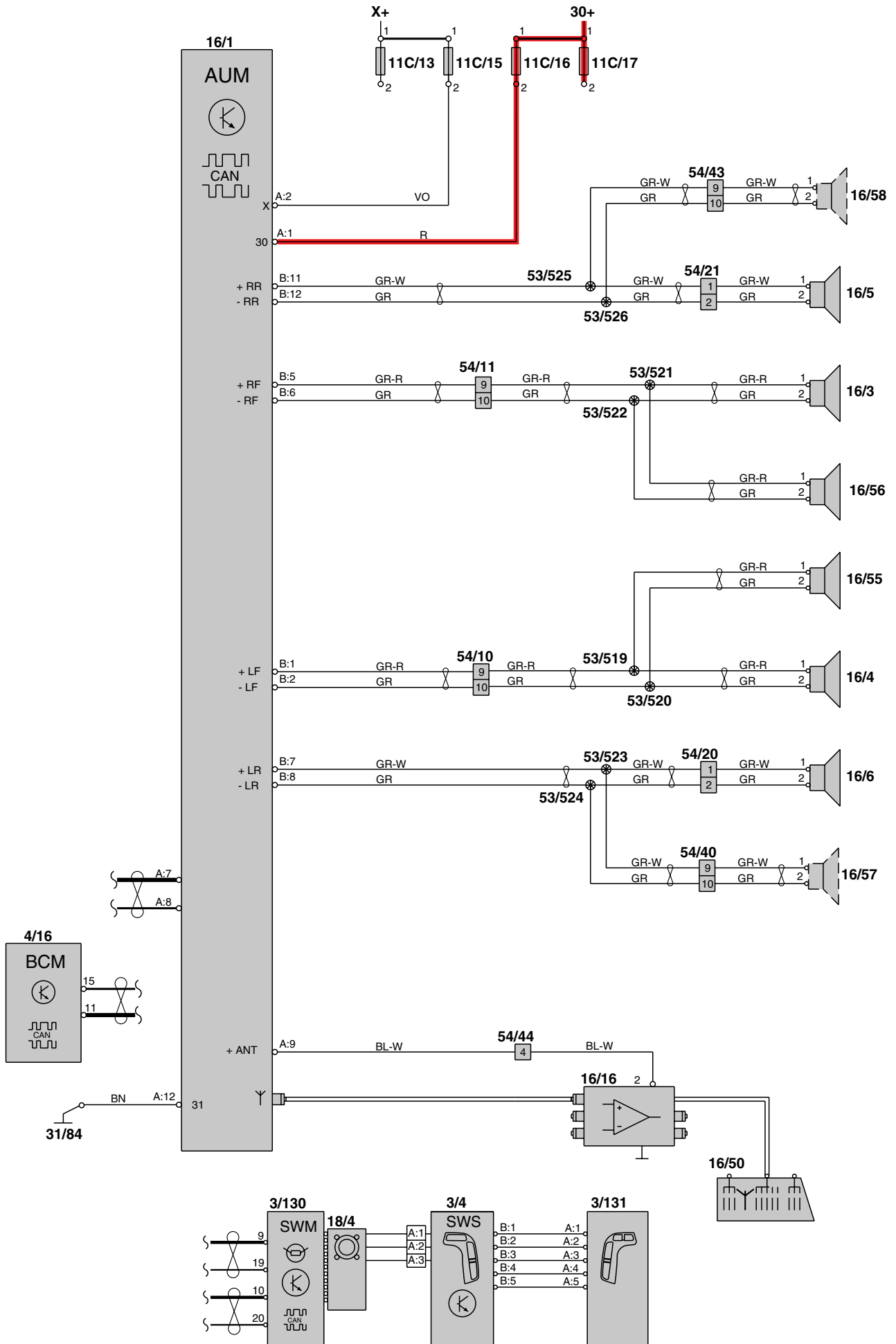
Group 39
 Audio with extra amplifier V70/XC70



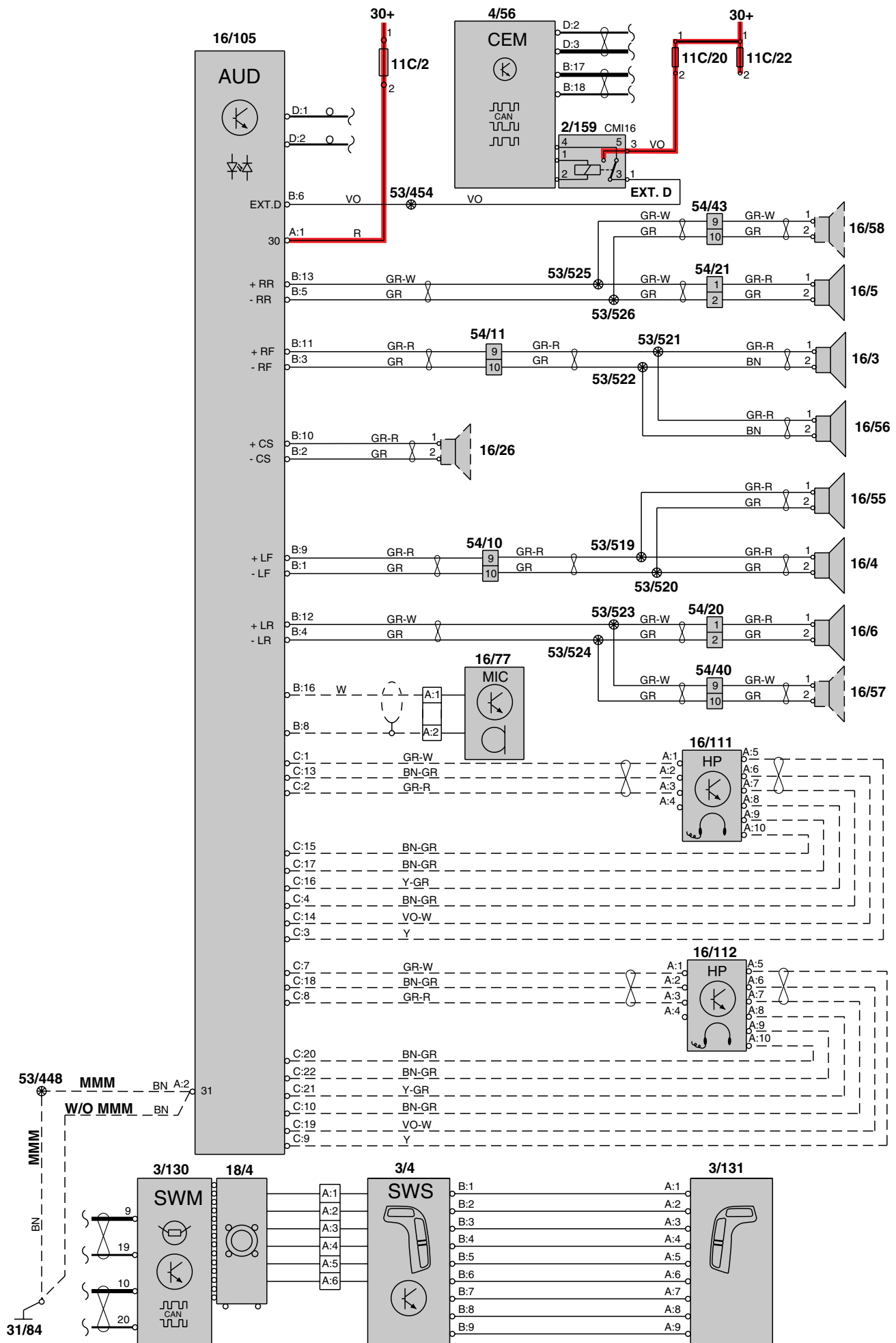
Audio with extra amplifier V70/XC70

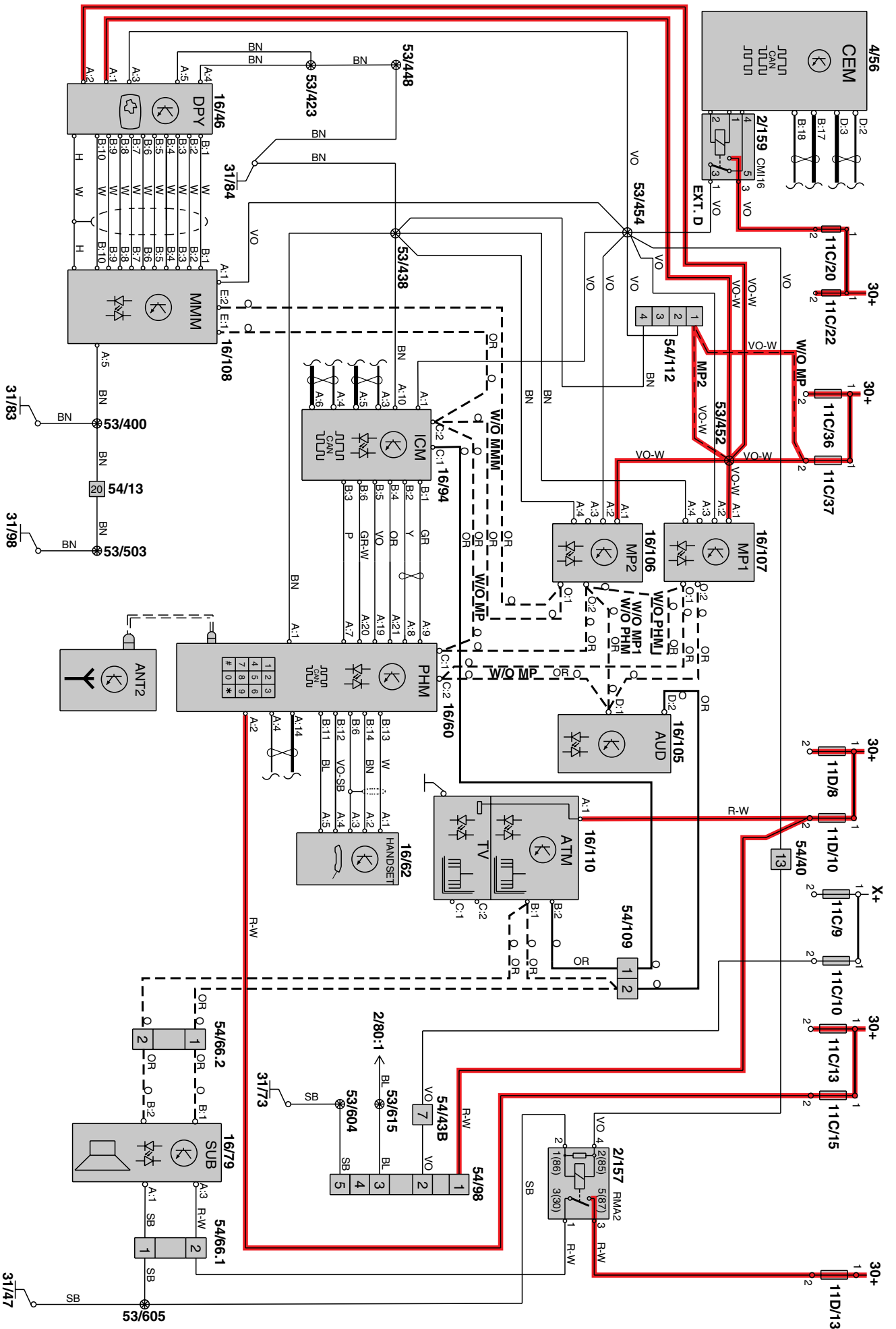


Audio without extra amplifier V70/XC70

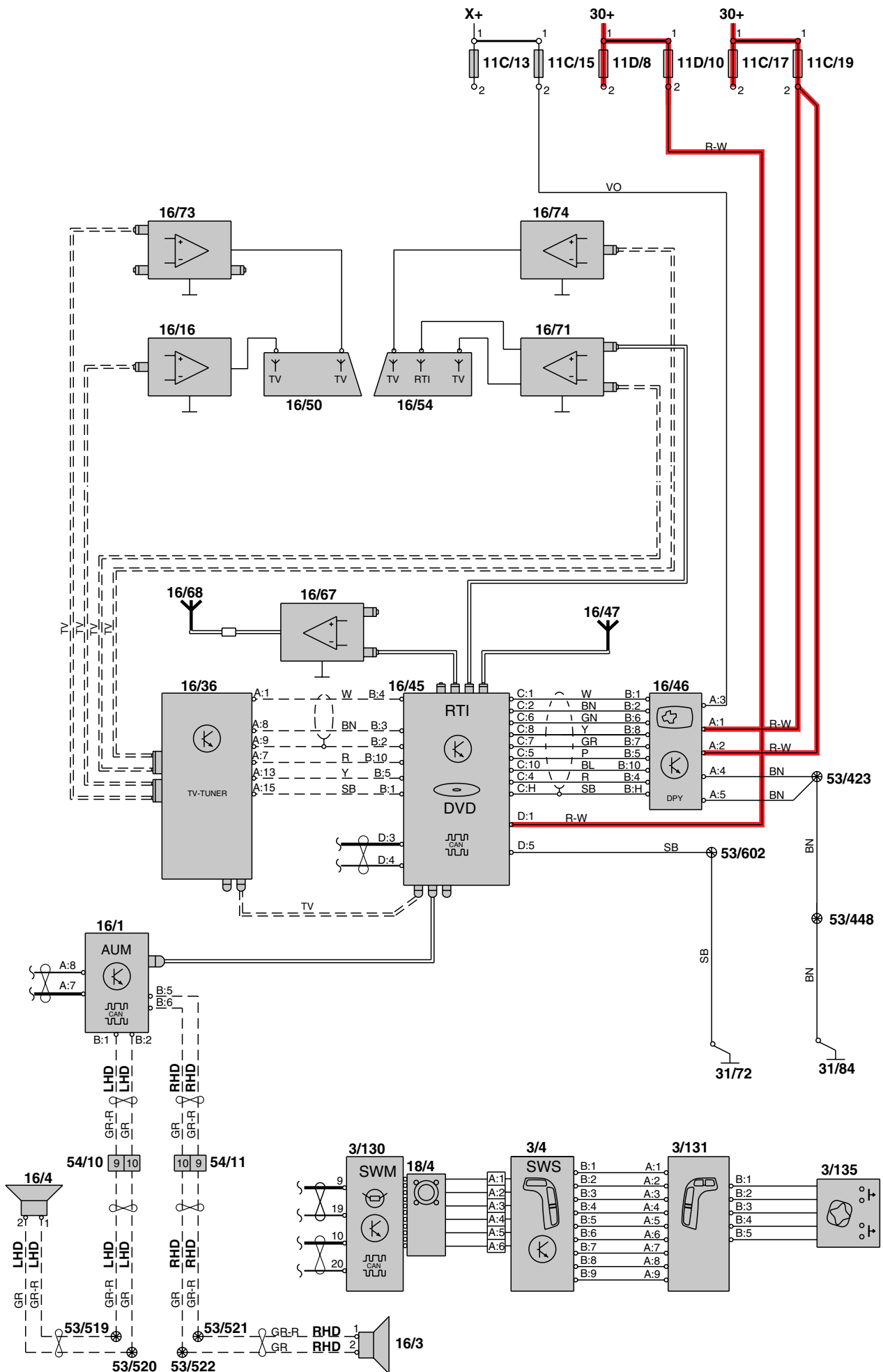


Audio XC90

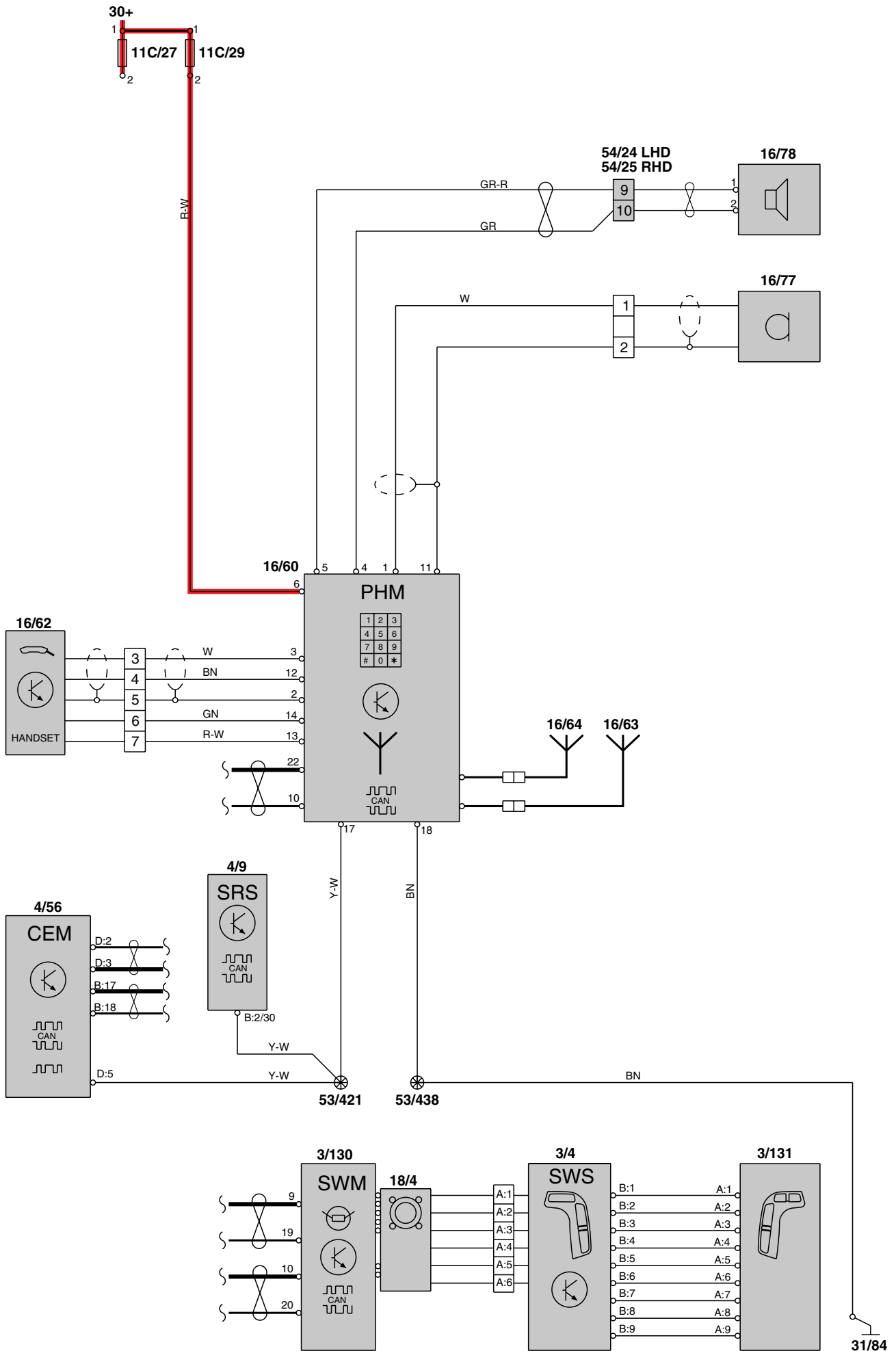




Road Traffic Information RTI V70/XC70

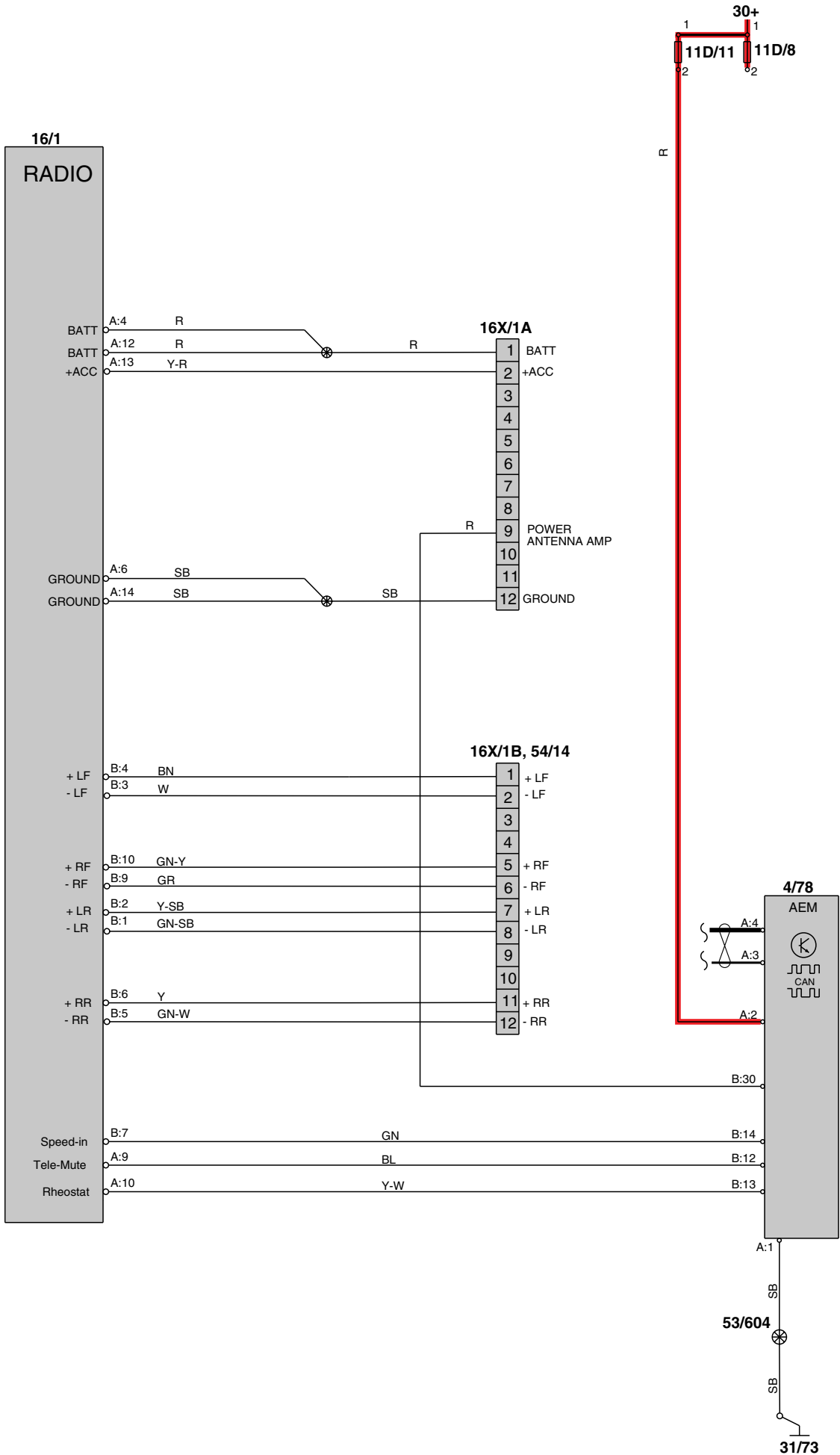


Cellular telephone V70/XC70

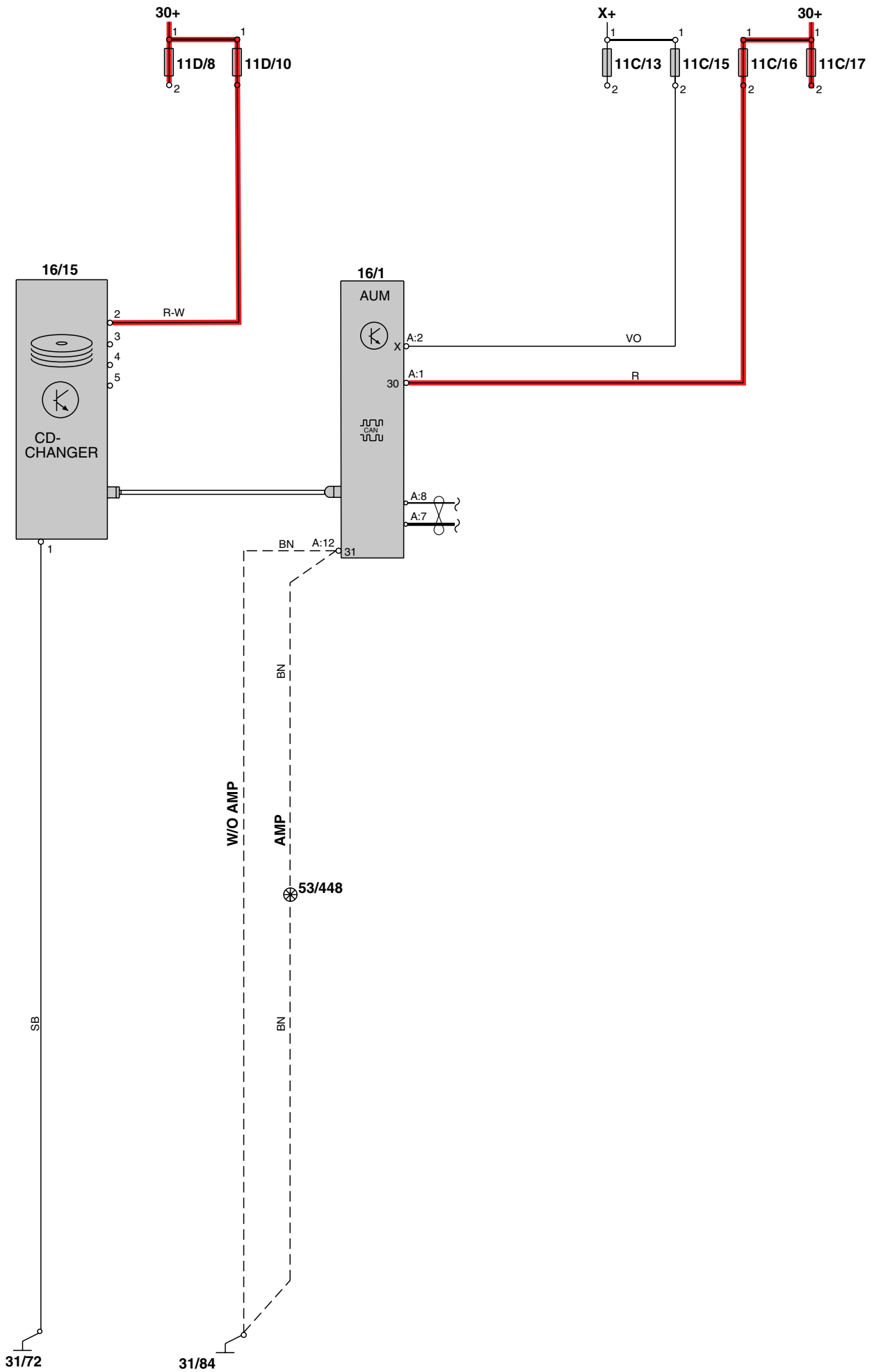


Accessories

Audio adapter wiring V70/XC70

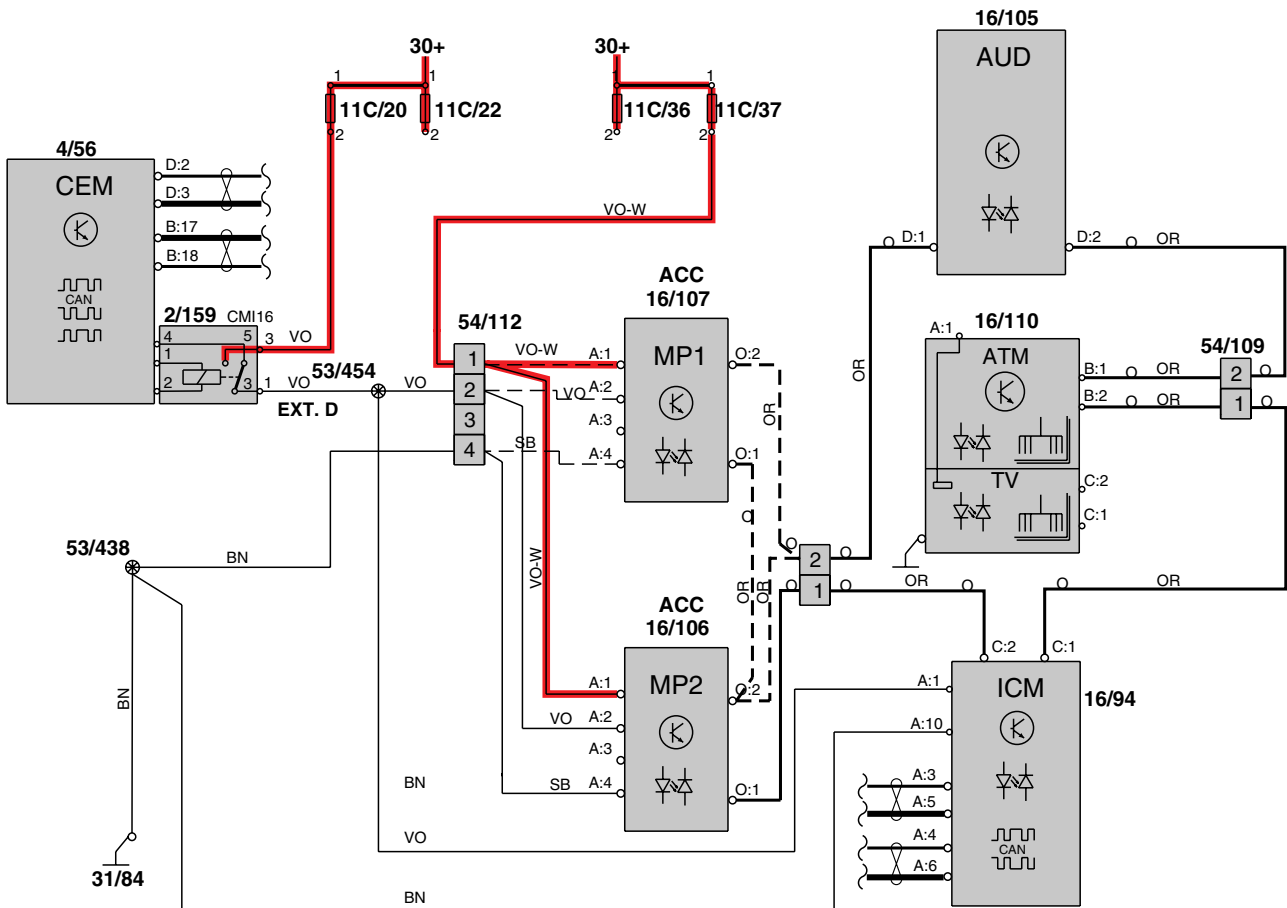
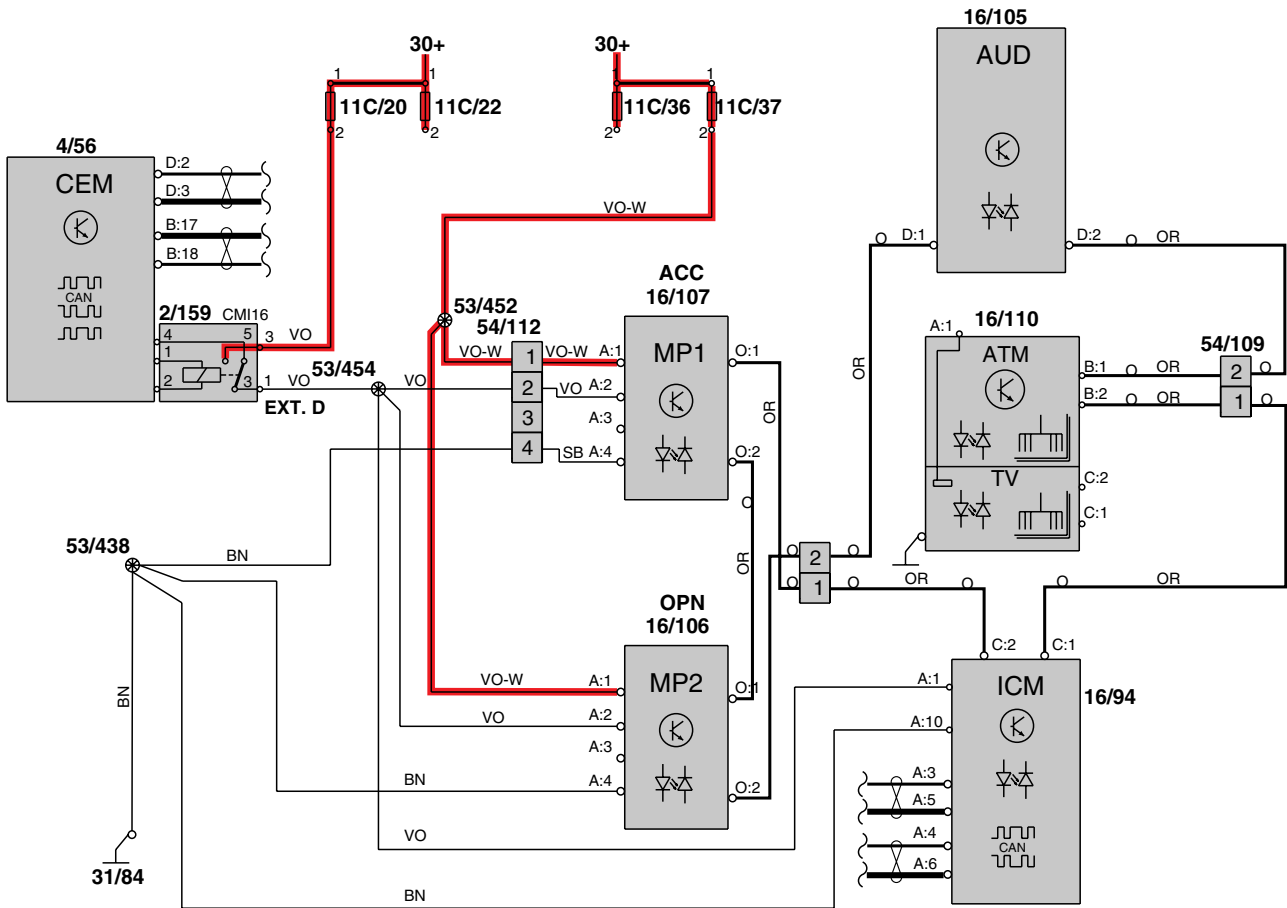


Accessories CD changer V70/XC70

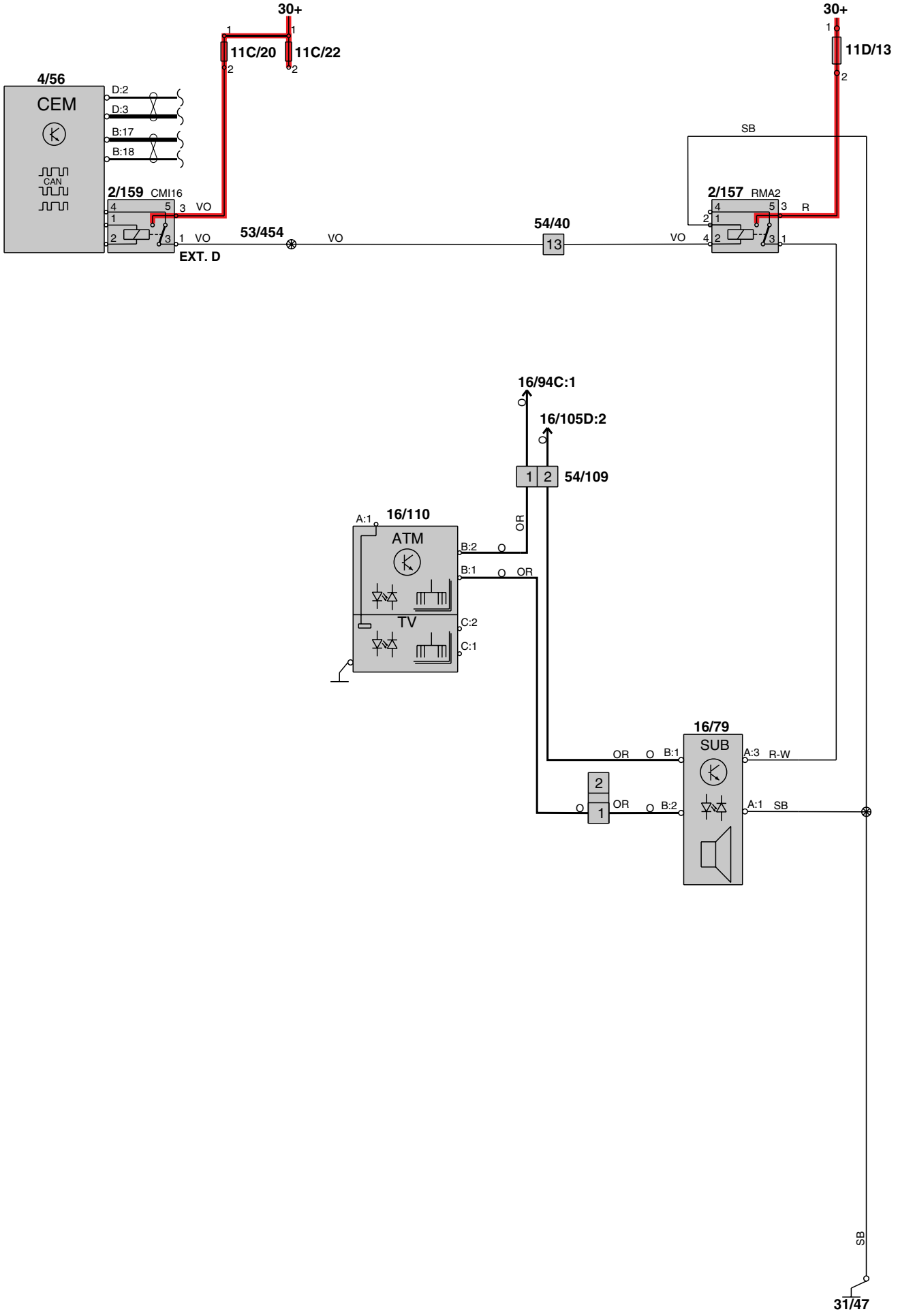


Accessories

CD player & MD player XC90

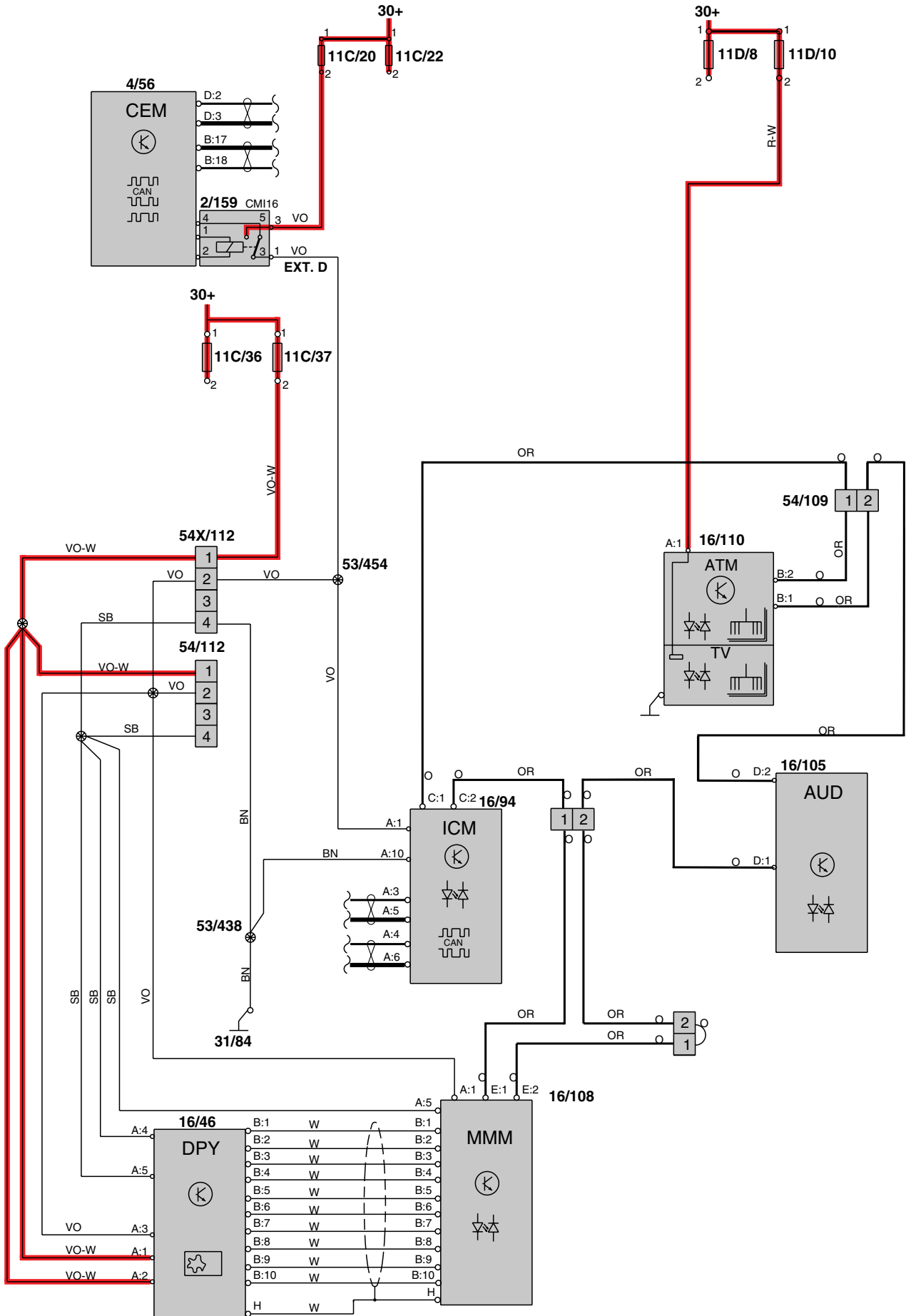


Accessories Subwoofer XC90

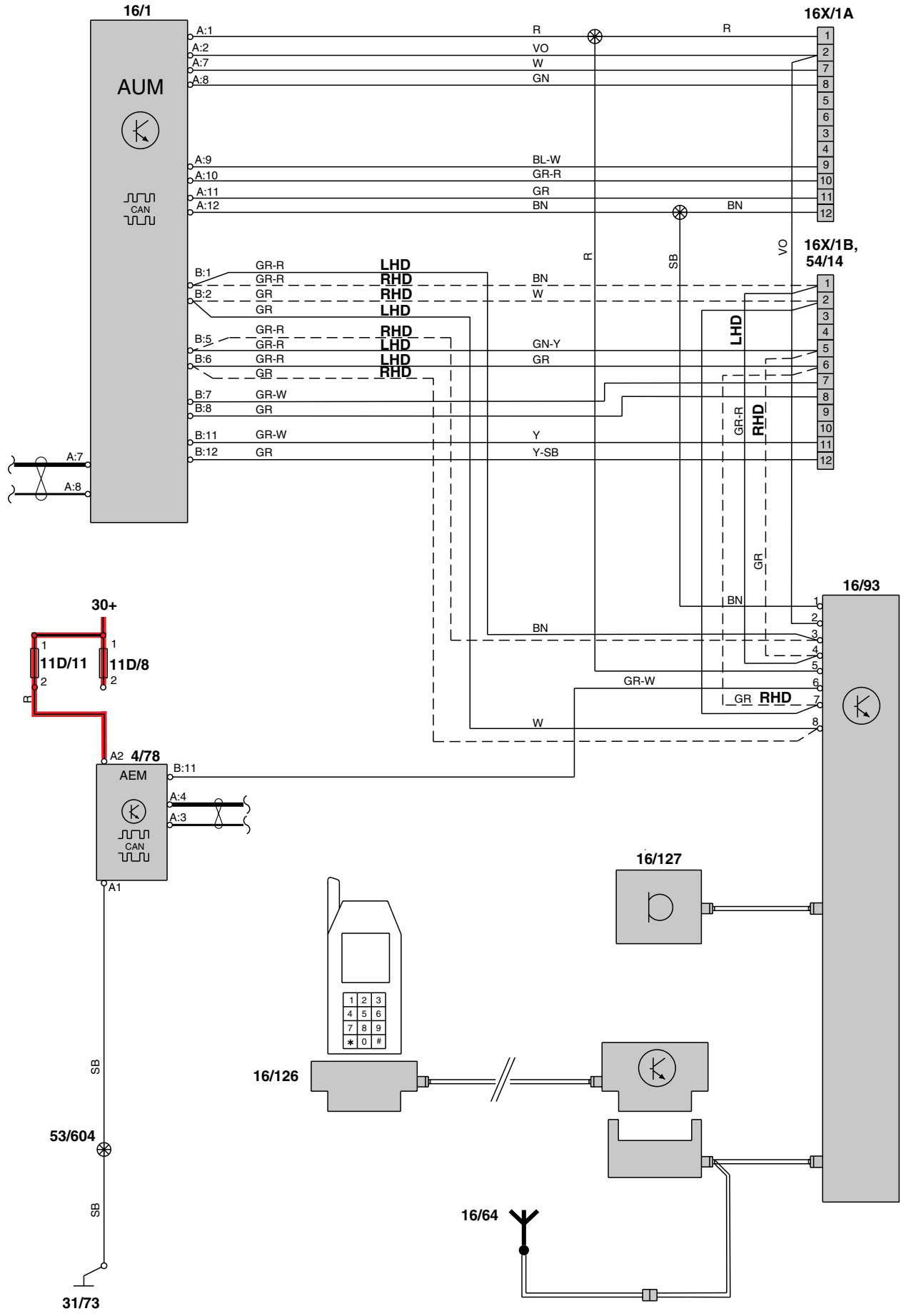


Accessories

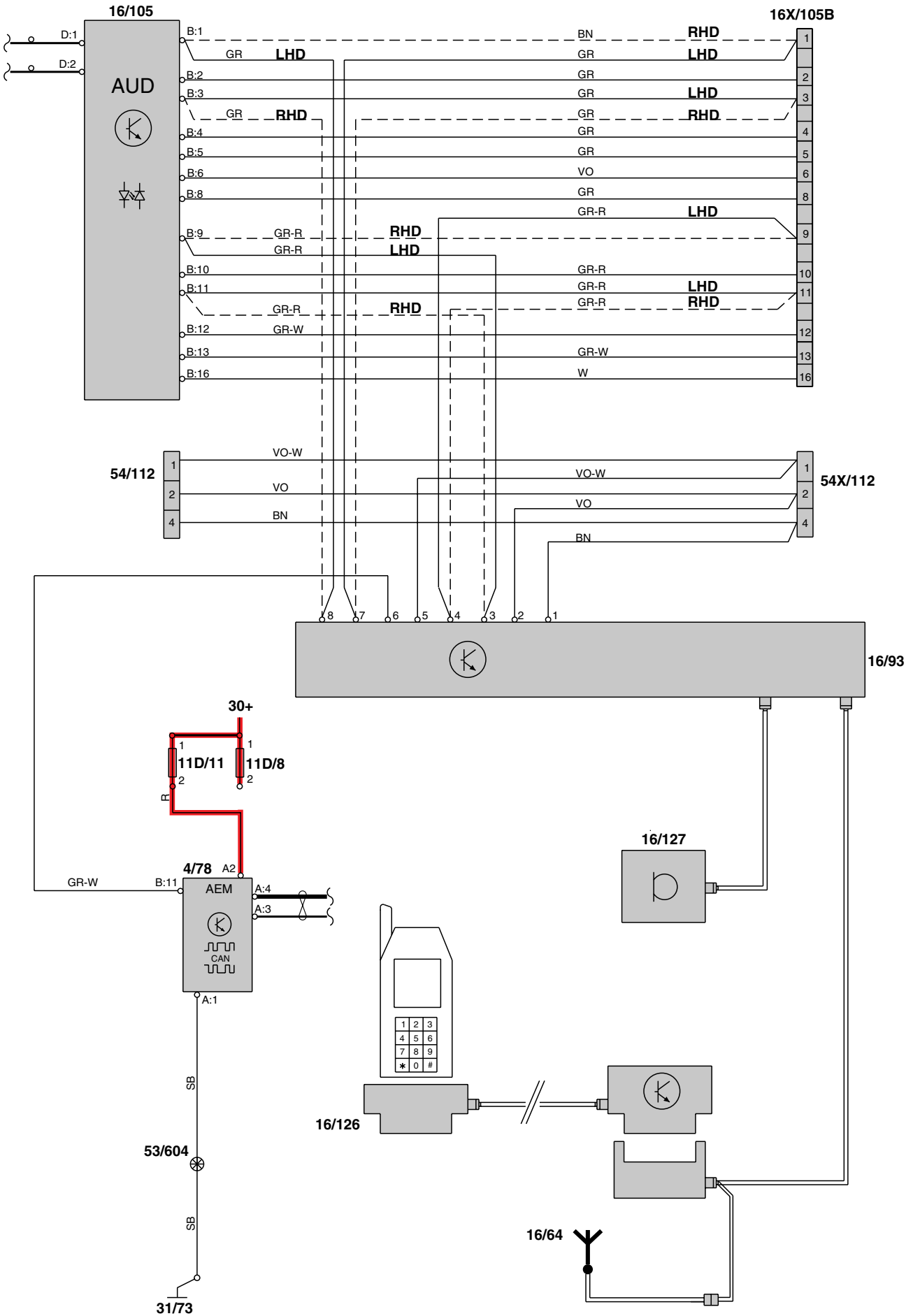
Road Traffic Information RTI XC90

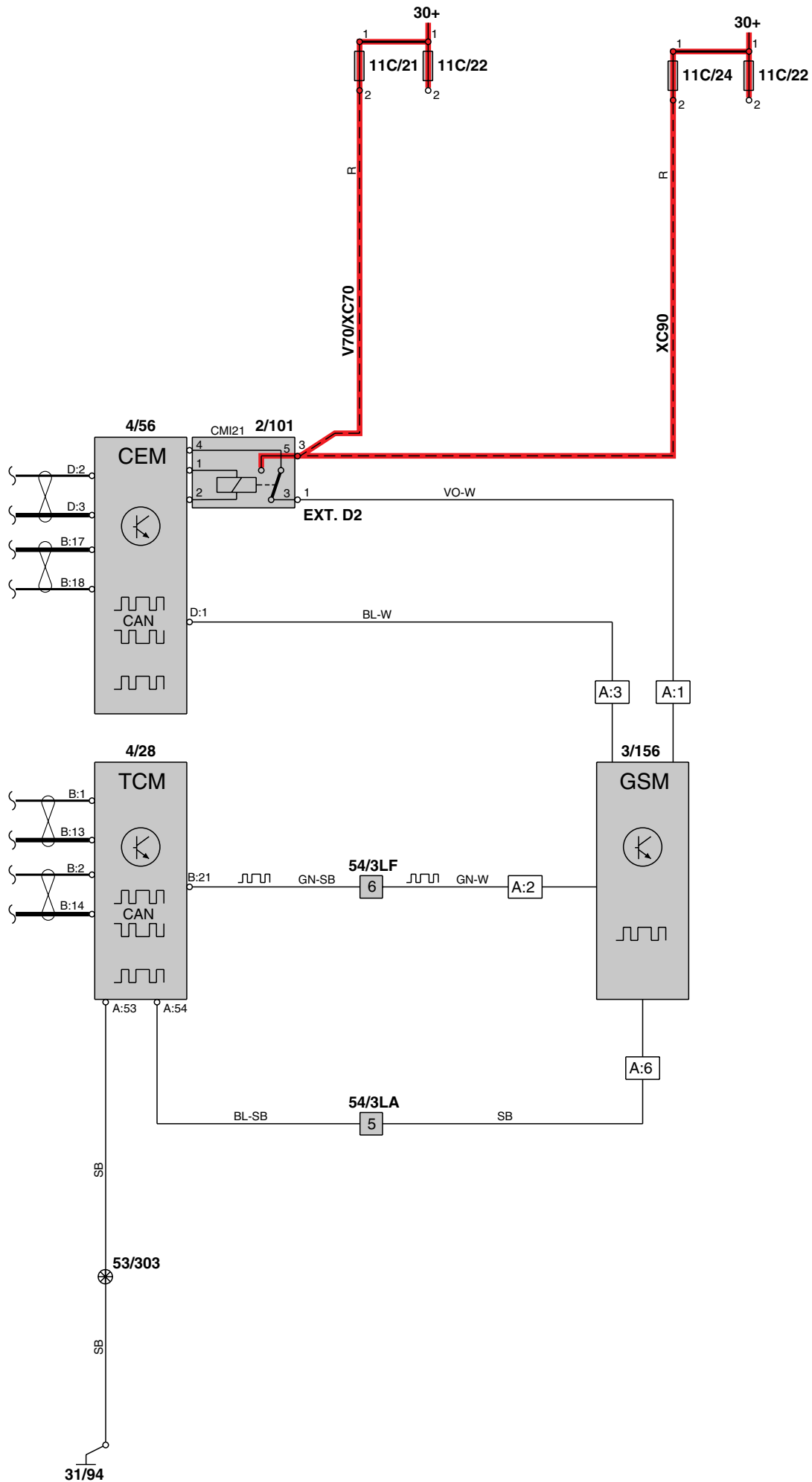


Accessories Handsfree V70/XC70

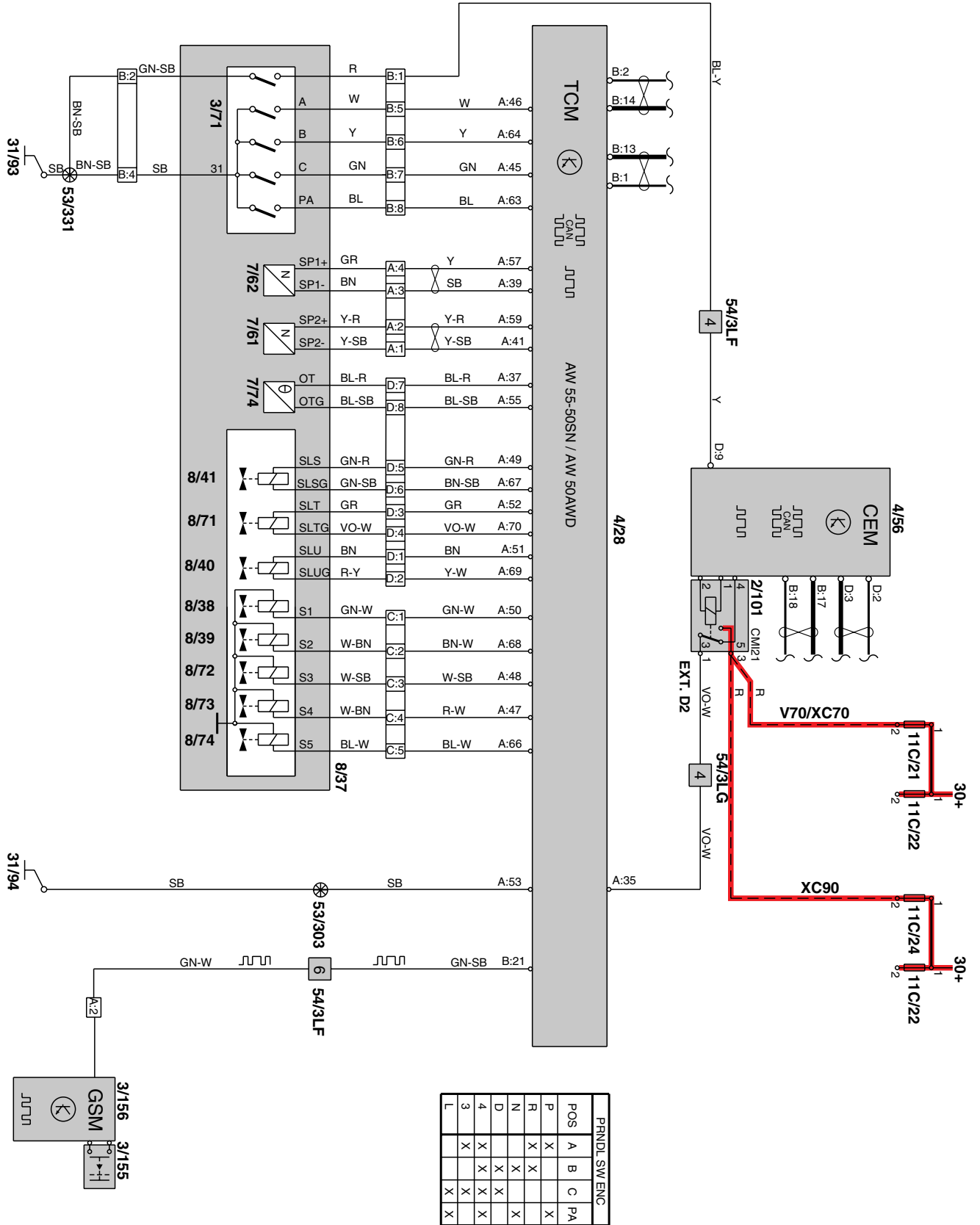


Accessories Handsfree XC90

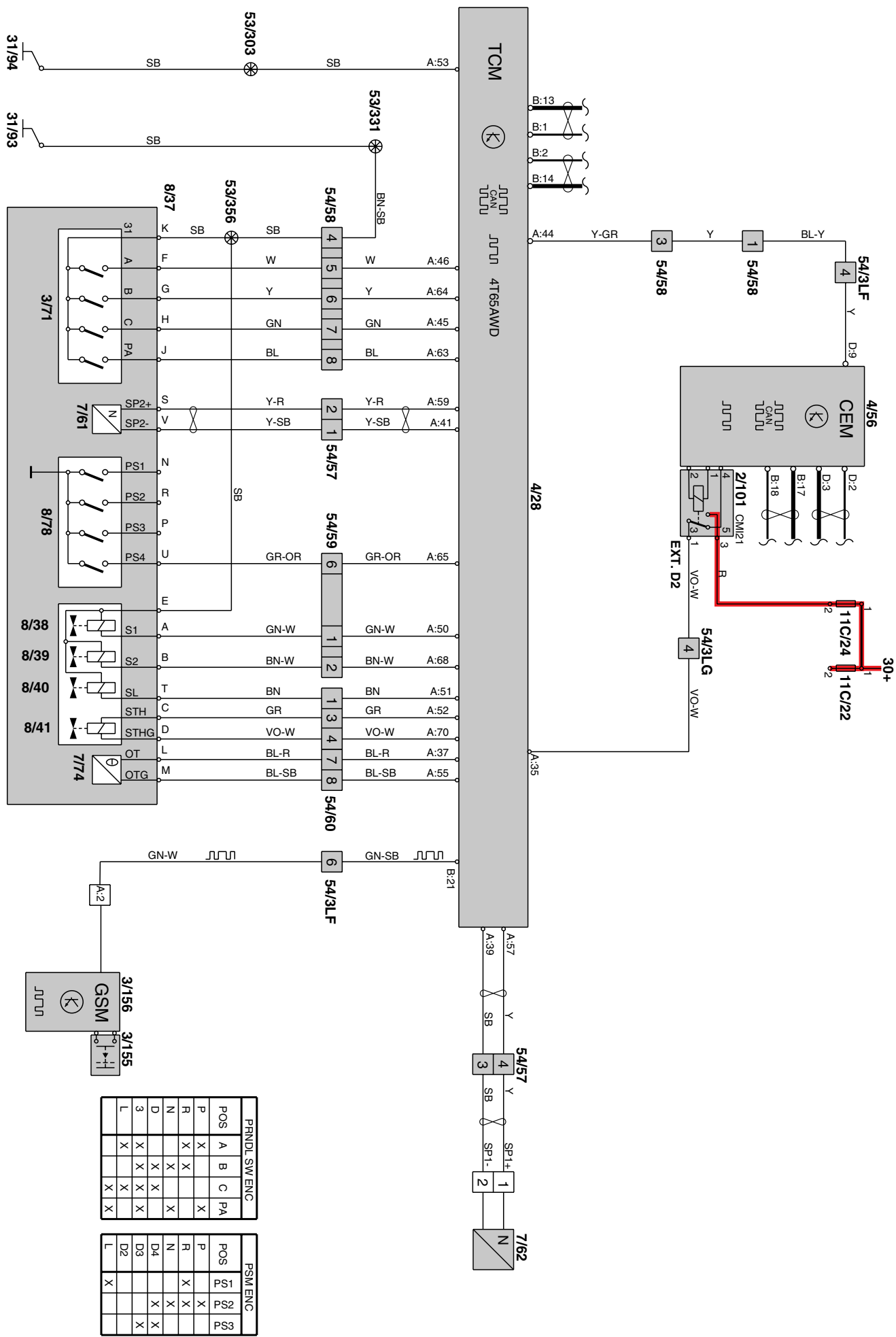




Automatic transmission, AW55-50SN/ AW50AWD

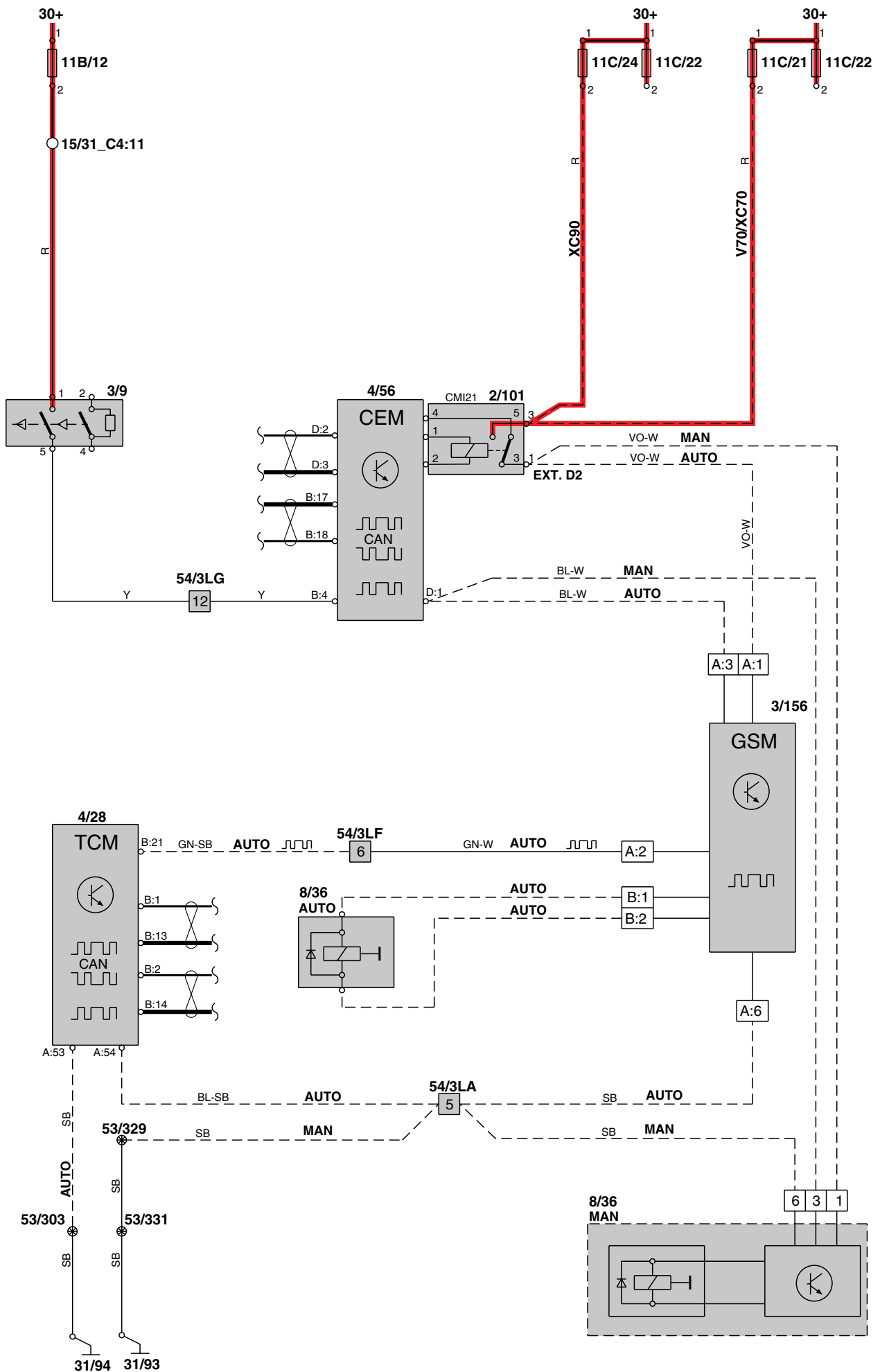


Automatic transmission, 4T65AWD

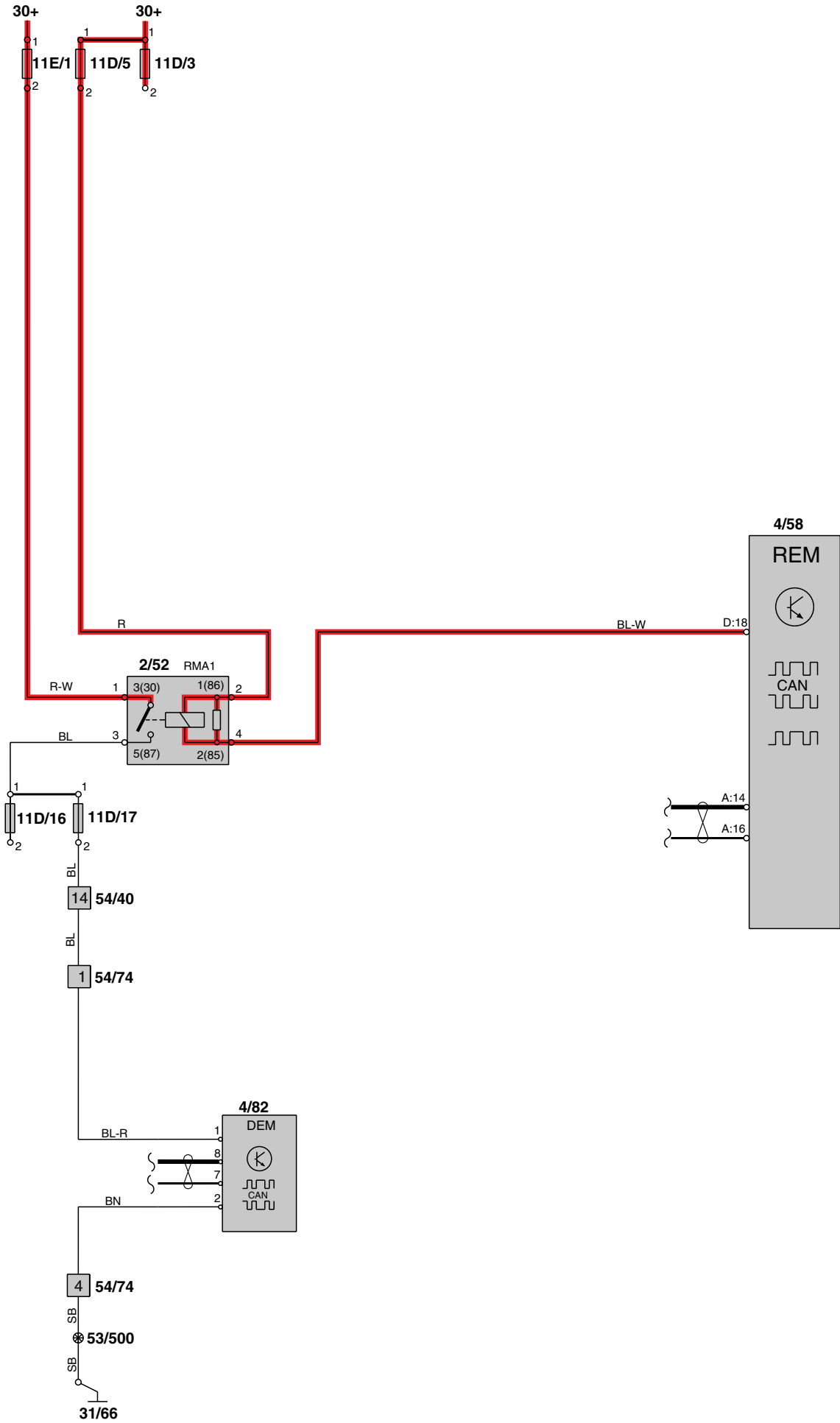


PRNDL SW ENC					PSM ENC				
POS	A	B	C	PA	PS1	PS2	PS3	PS4	PS5
P	X			X	X	X	X	X	
R	X	X		X	X	X	X	X	
N			X	X	X	X	X	X	
D			X	X	X	X	X	X	
3	X	X	X	X	X	X	X	X	
L	X	X	X	X	X	X	X	X	

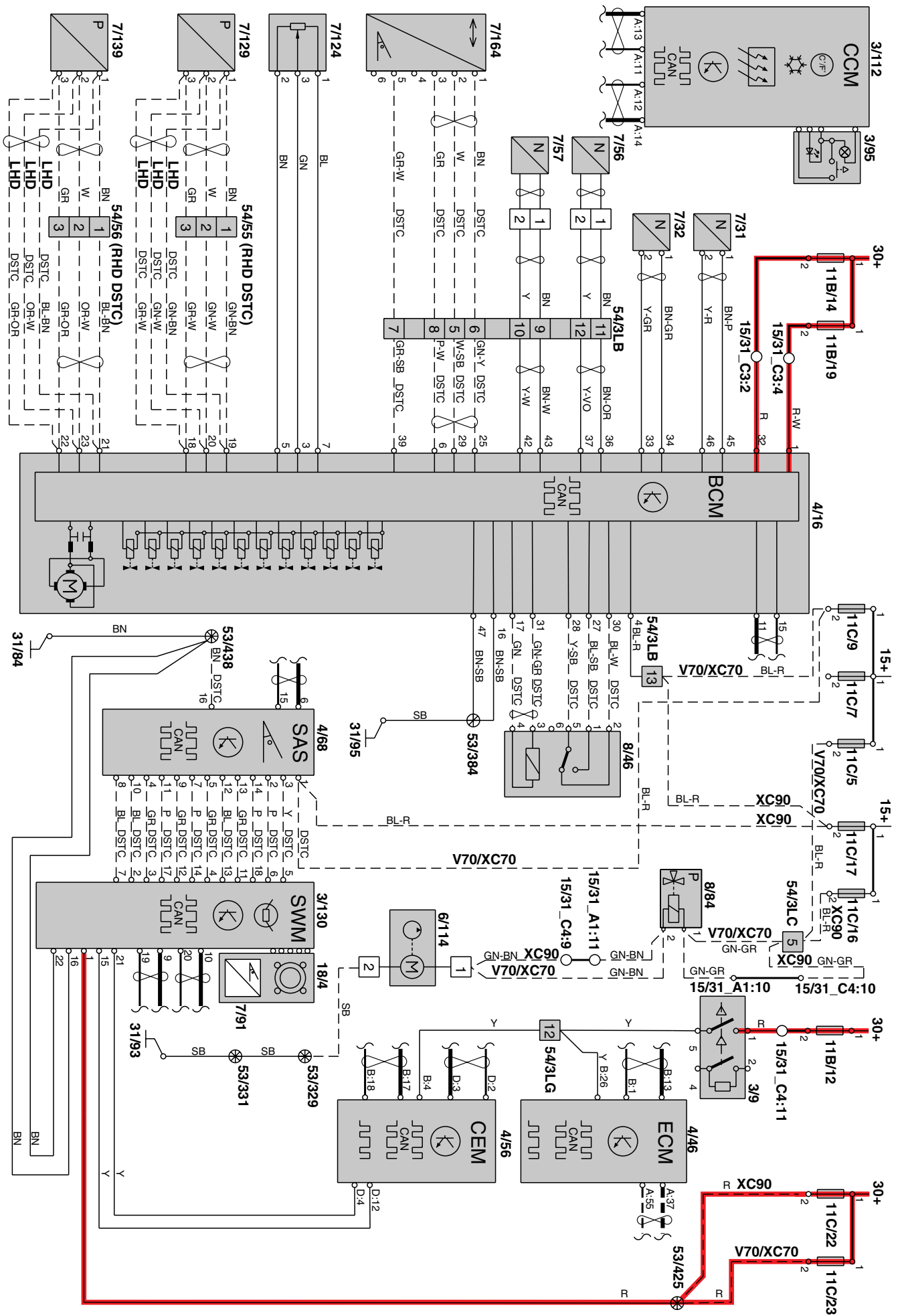
Shift lock



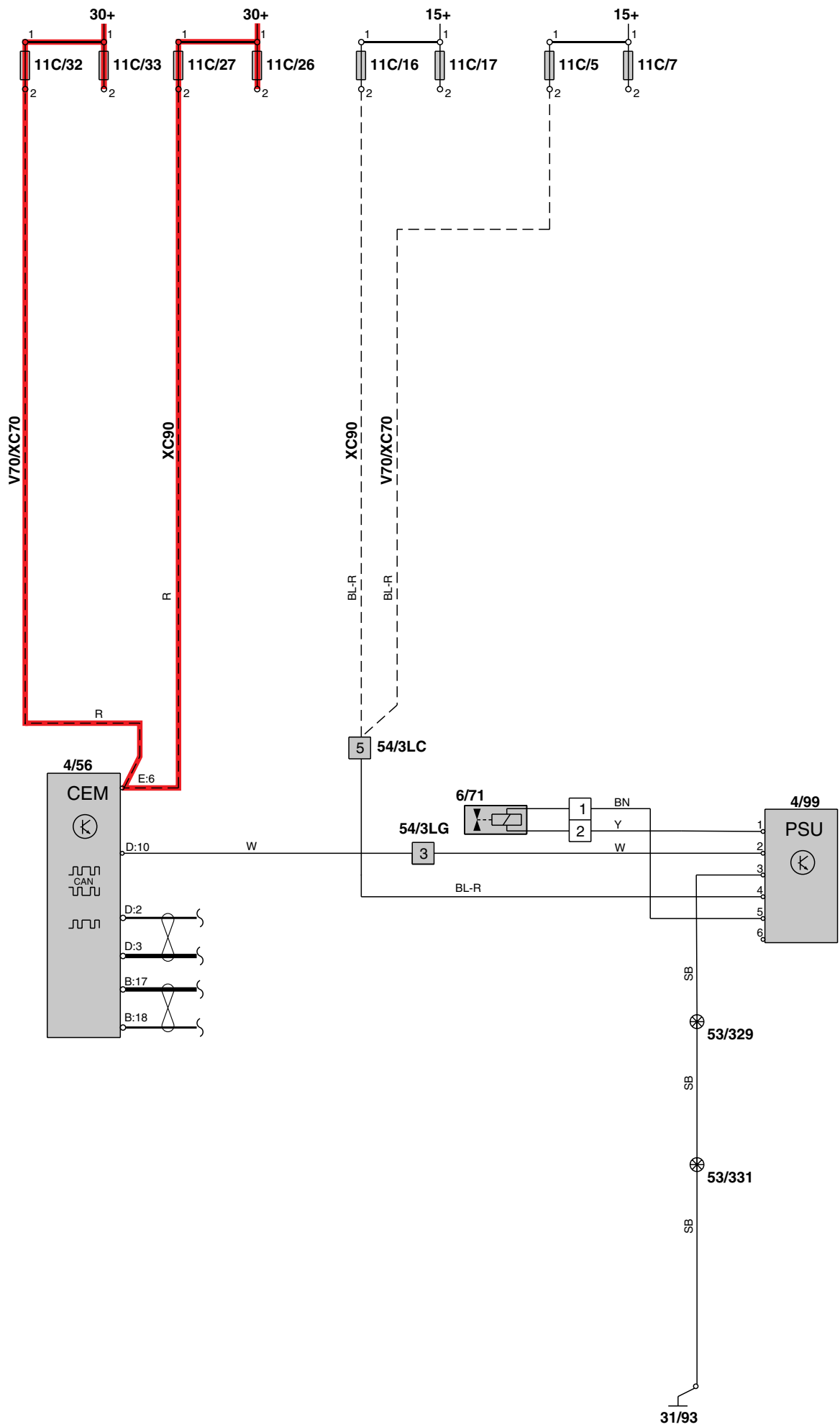
Differential Electronic Module (DEM)



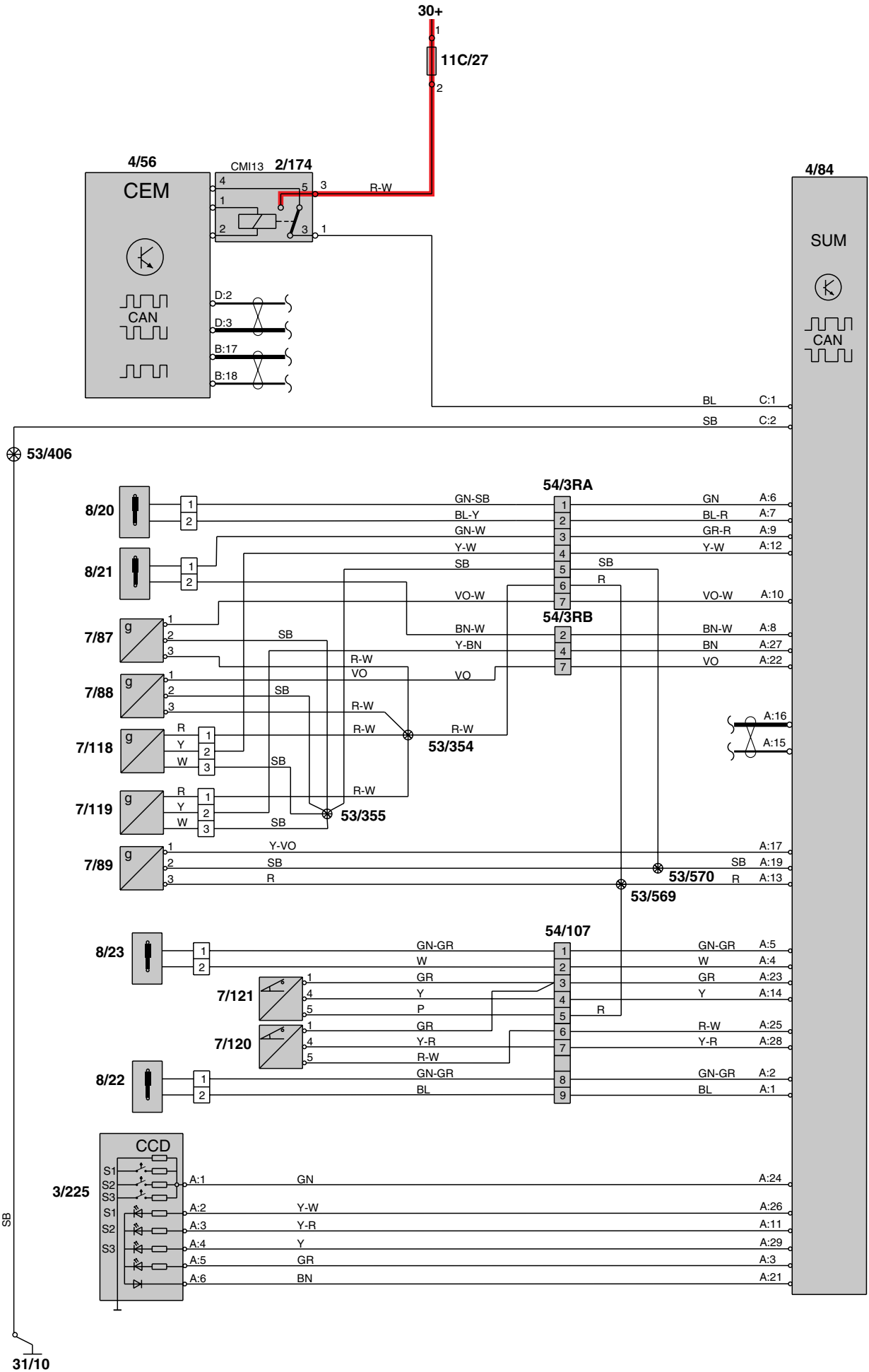
Group 59 Brake Control Module (BCM)



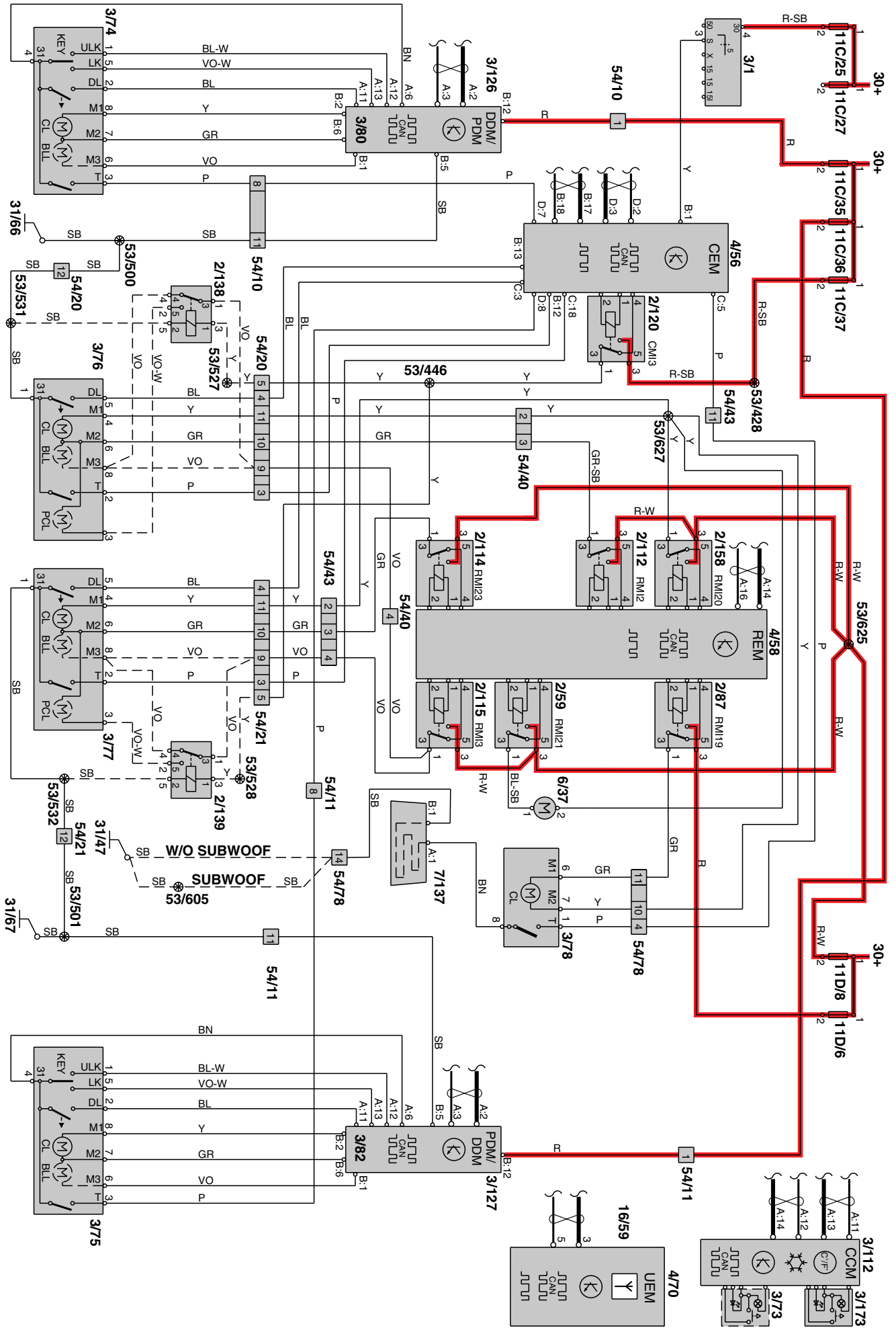
Group 64 Electronic power steering



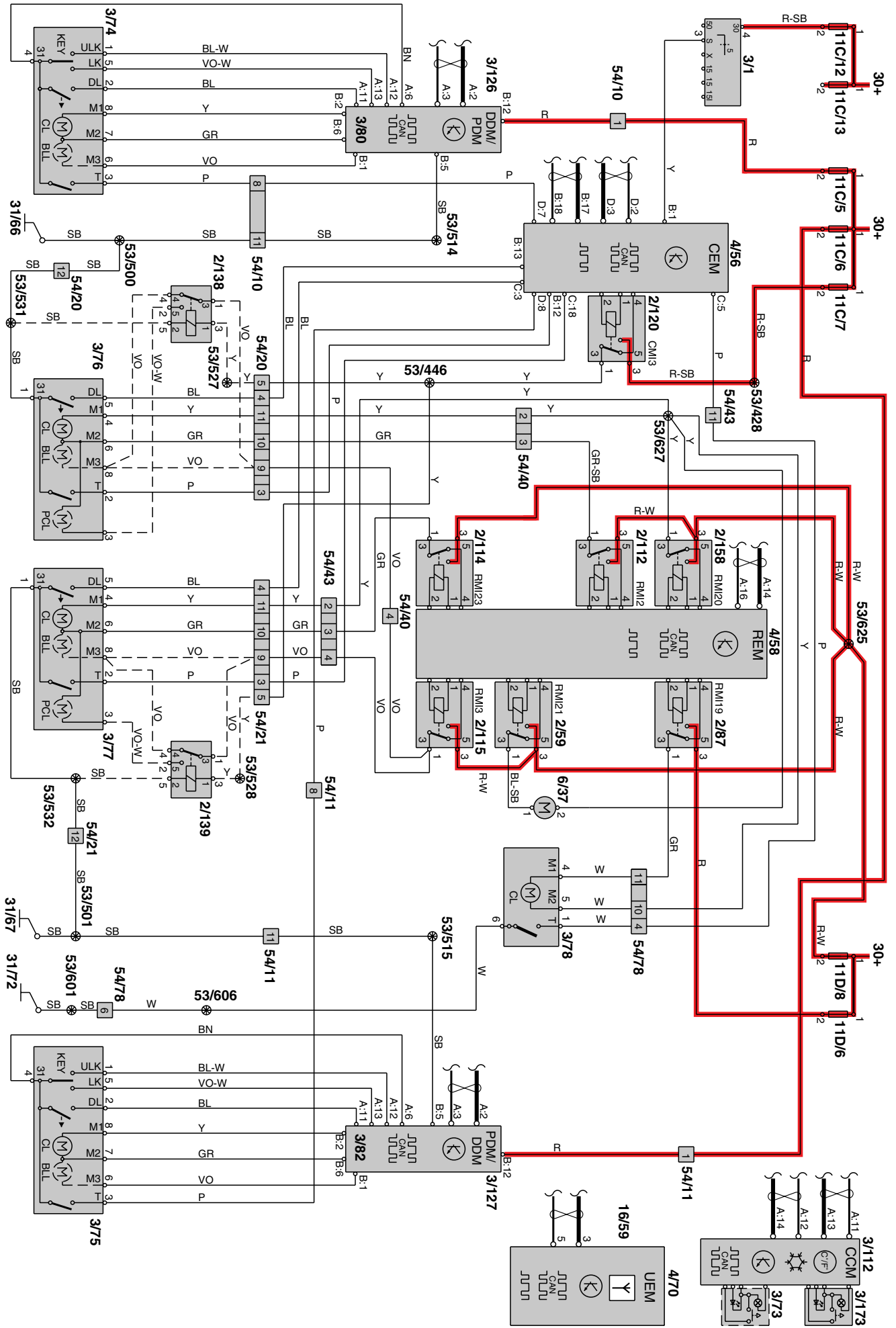
Group 76 Four-C



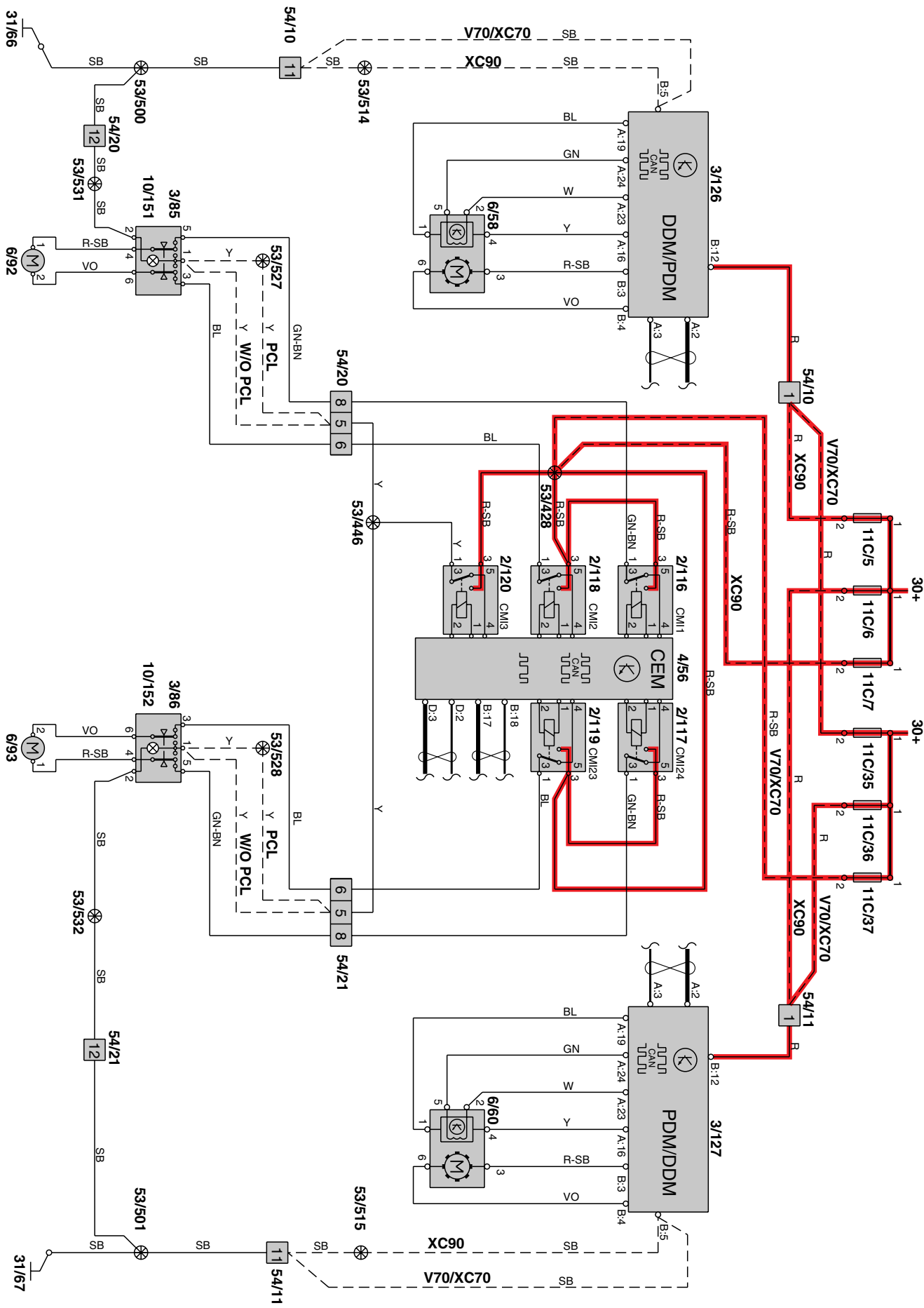
Group 83 Central locking system V70/XC70



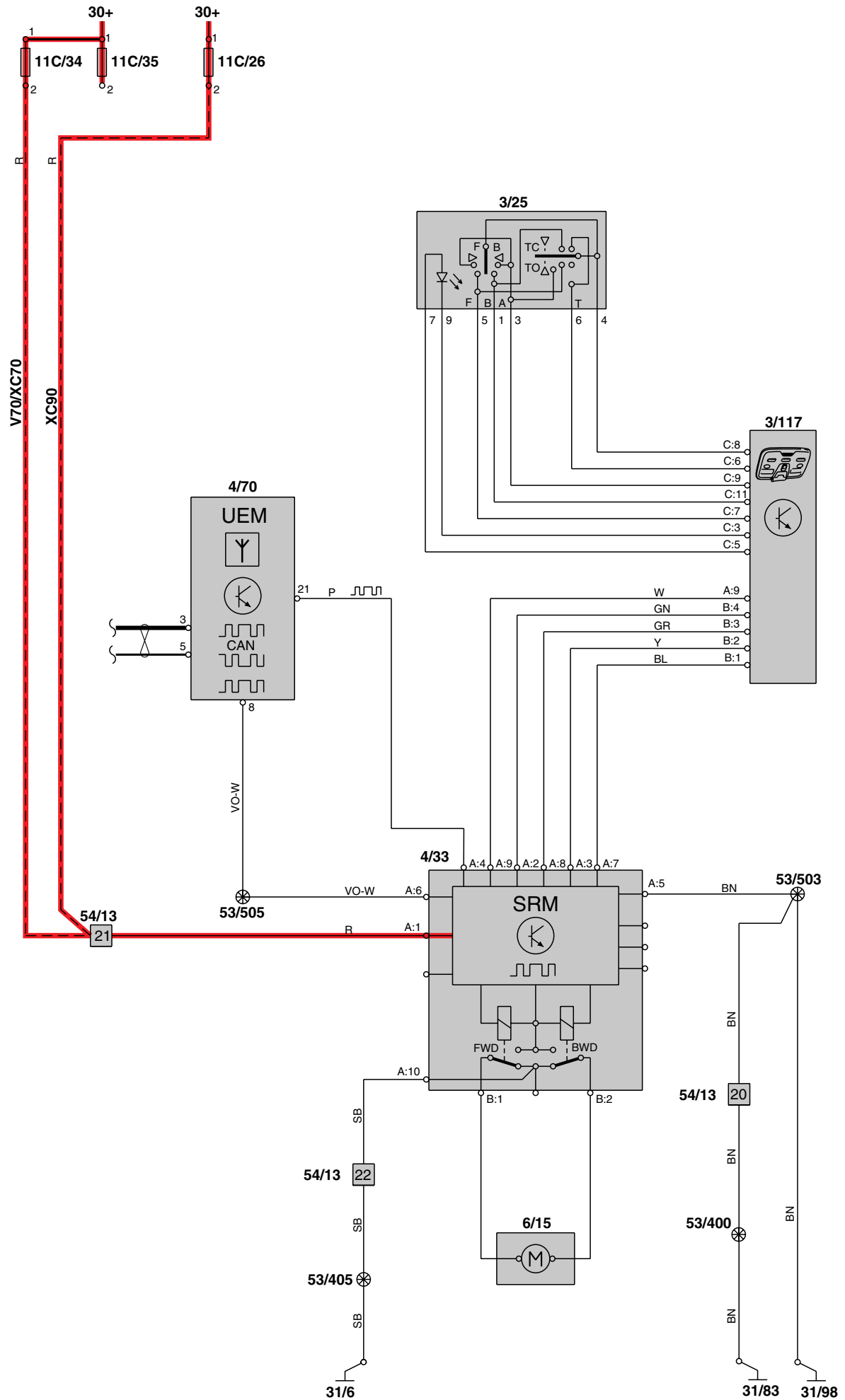
Central locking system XC90



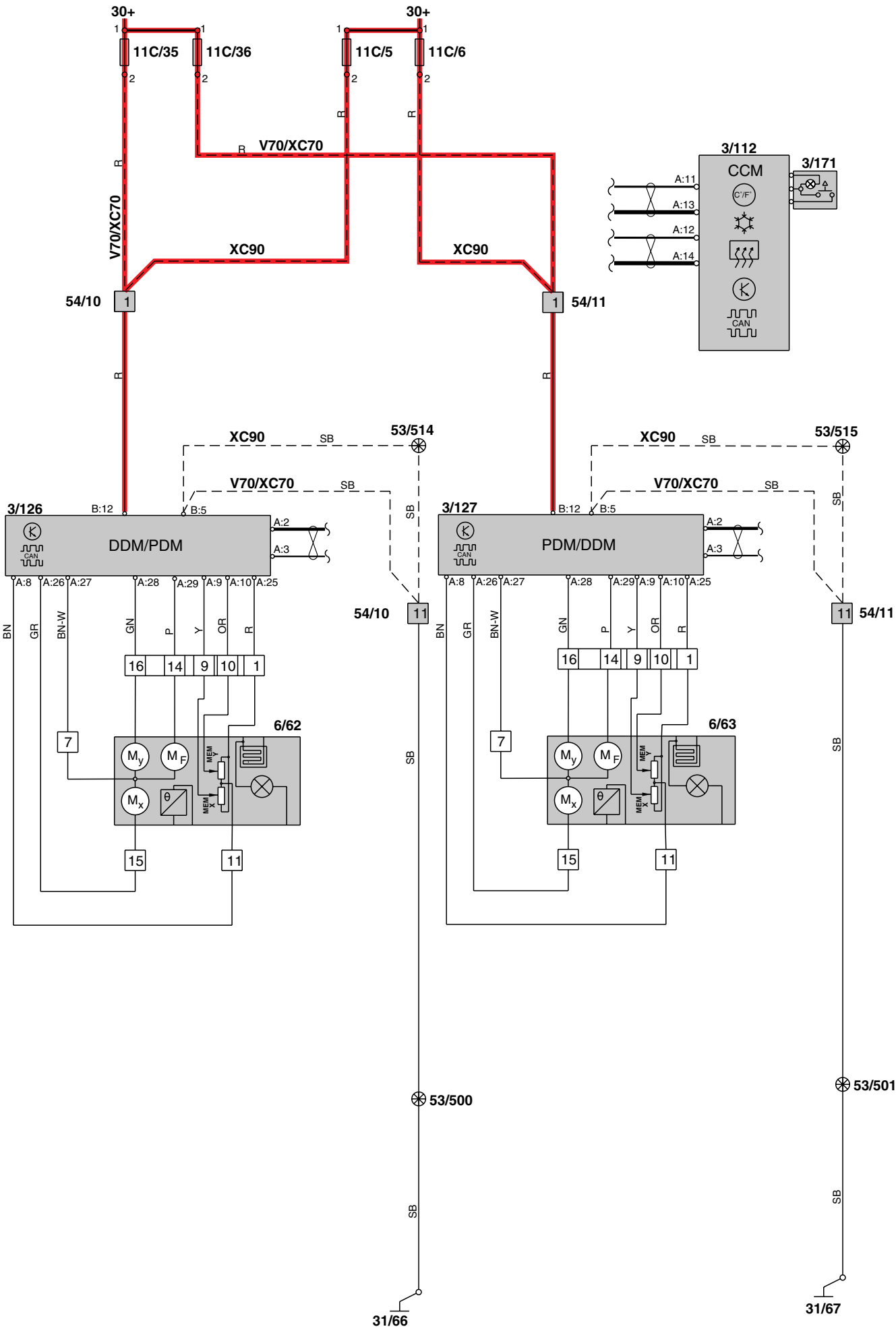
Power windows



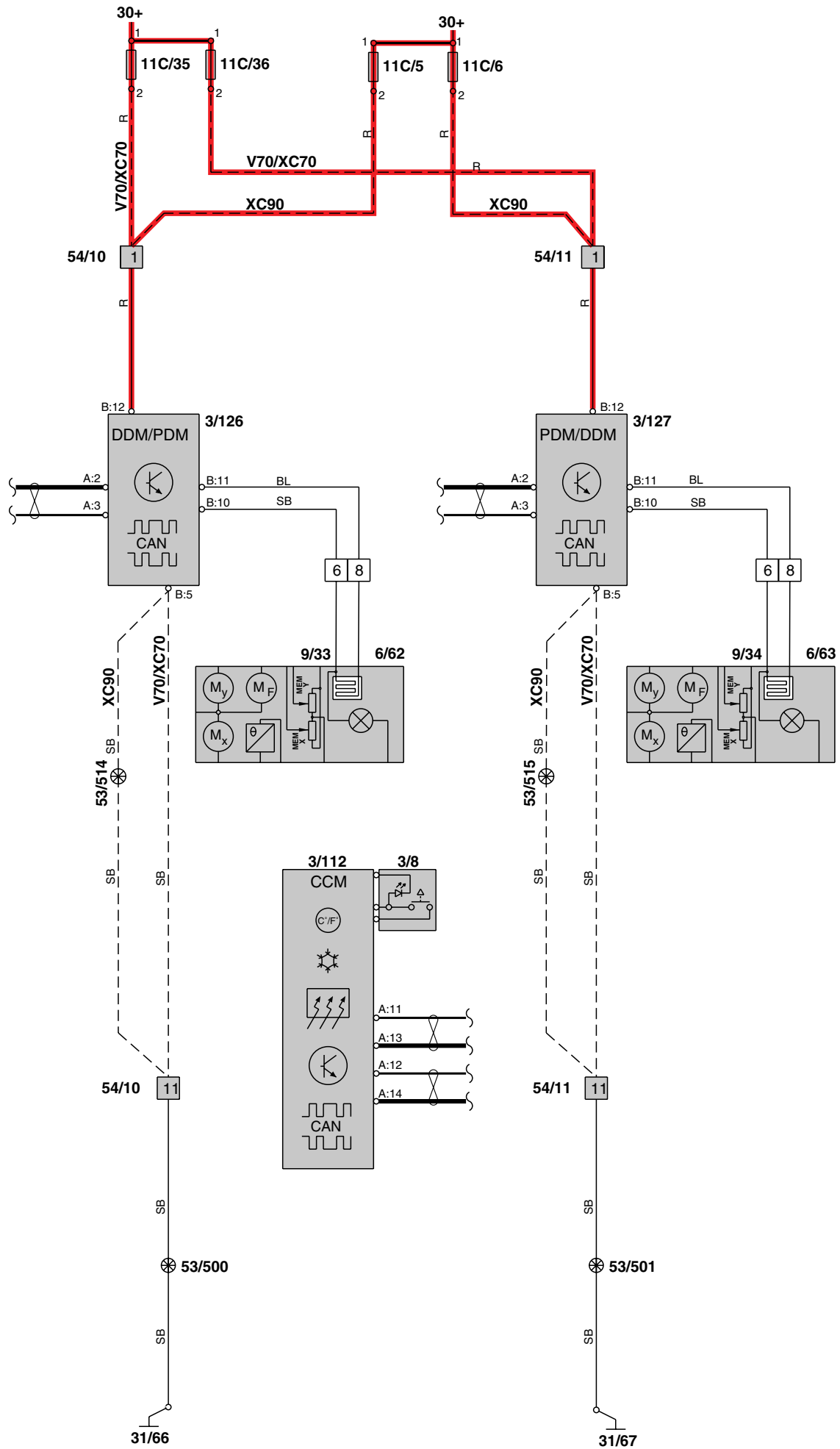
Power sunroof



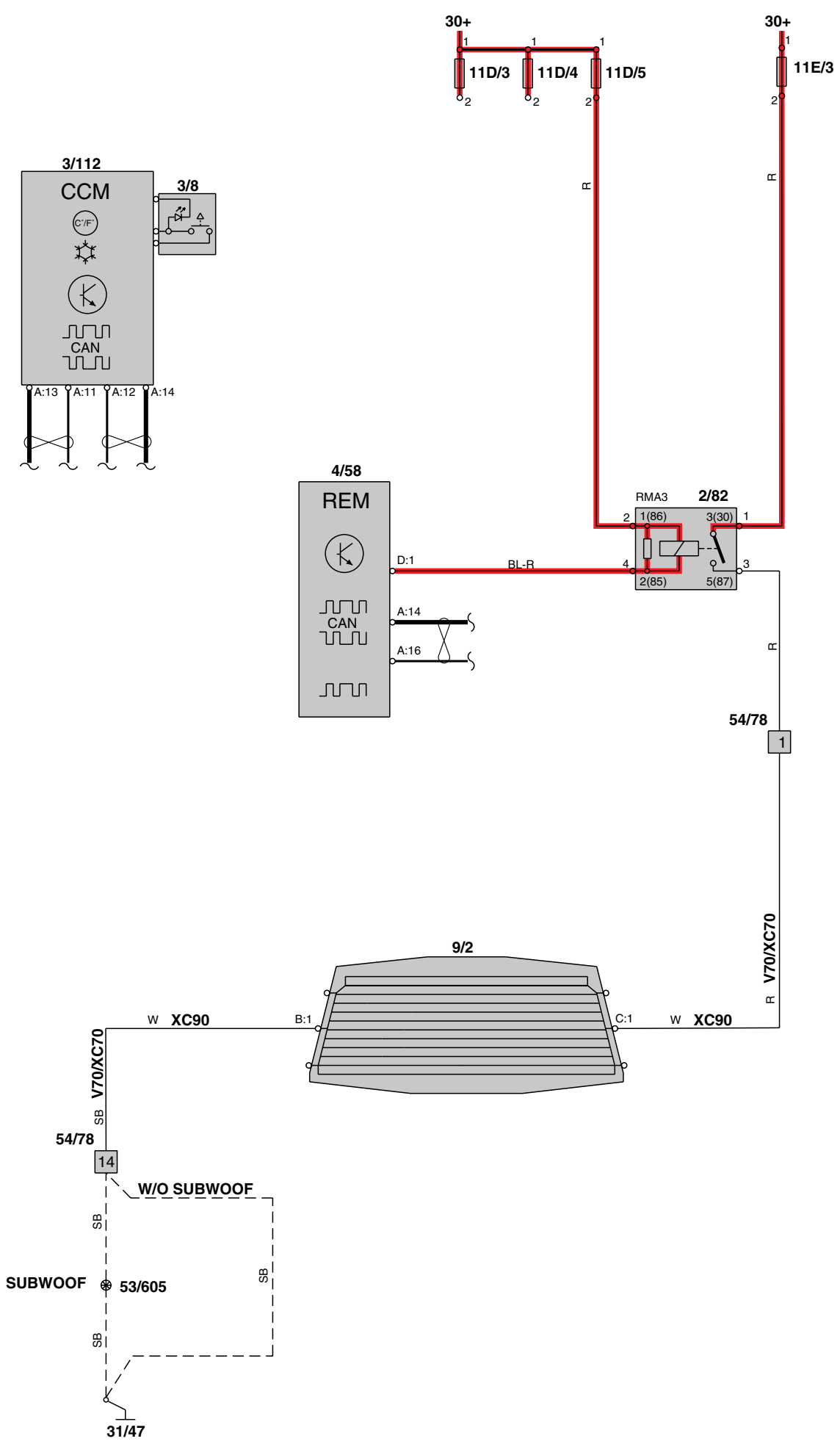
Group 84 Power door mirrors



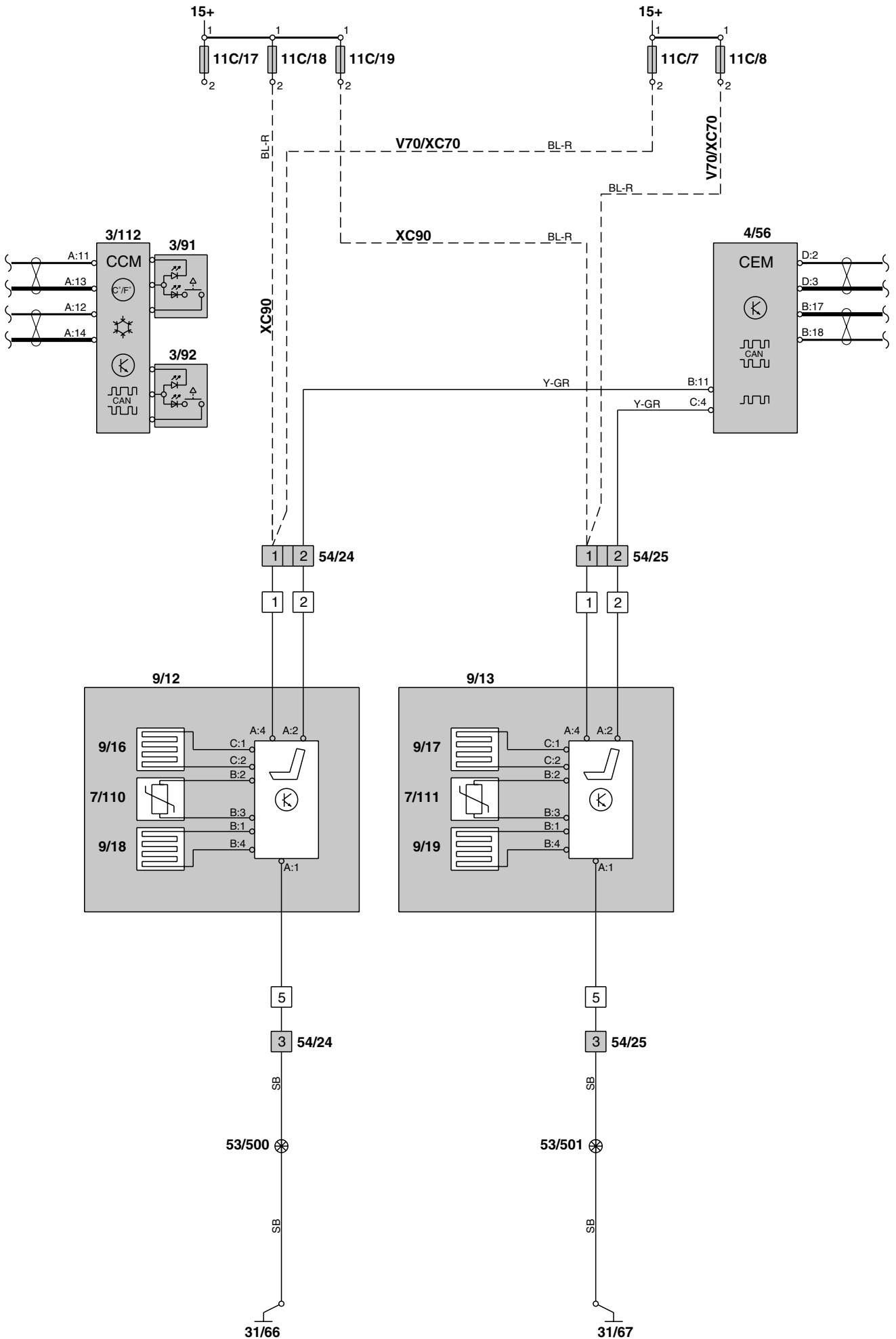
Heated door mirrors



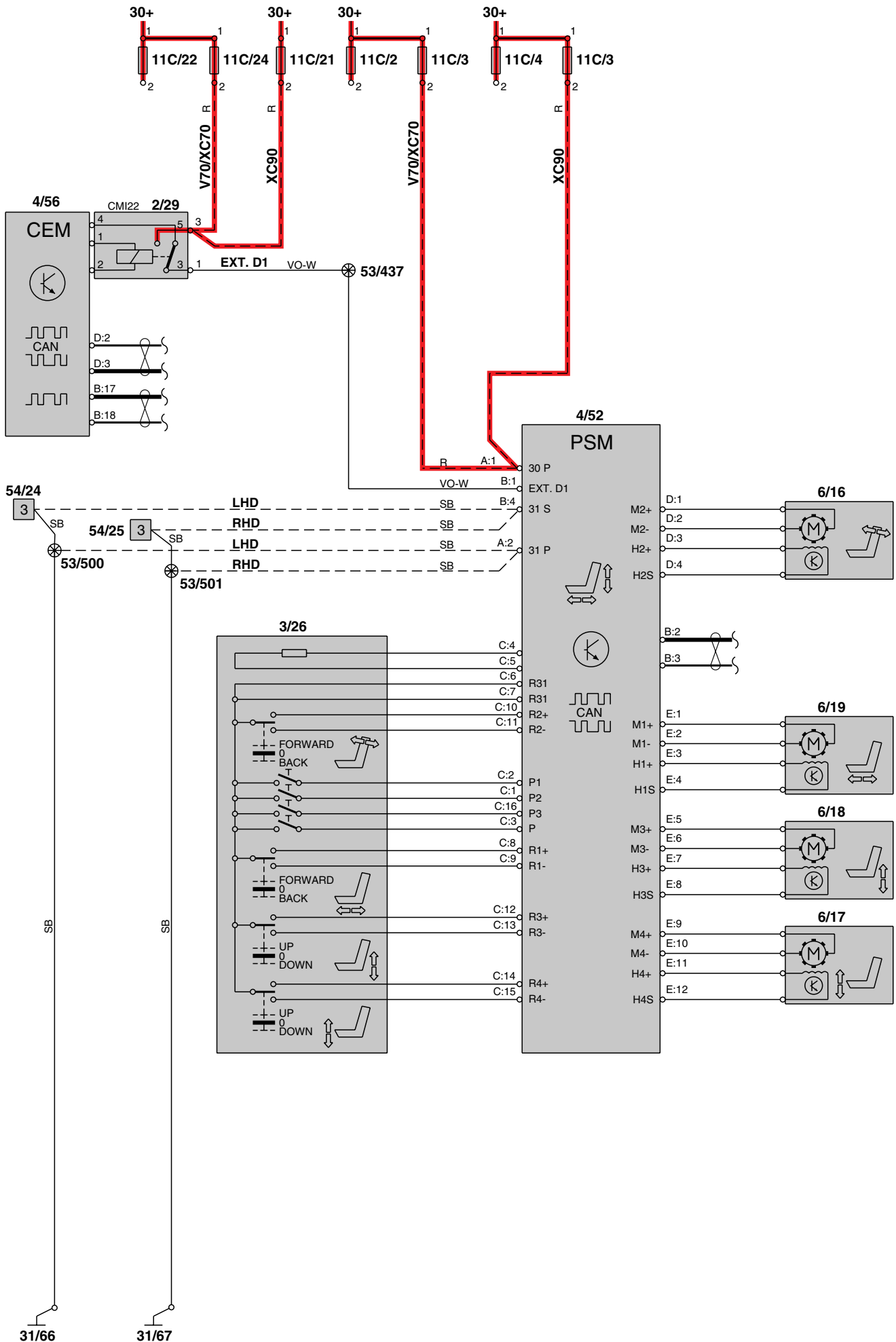
Heated rear window



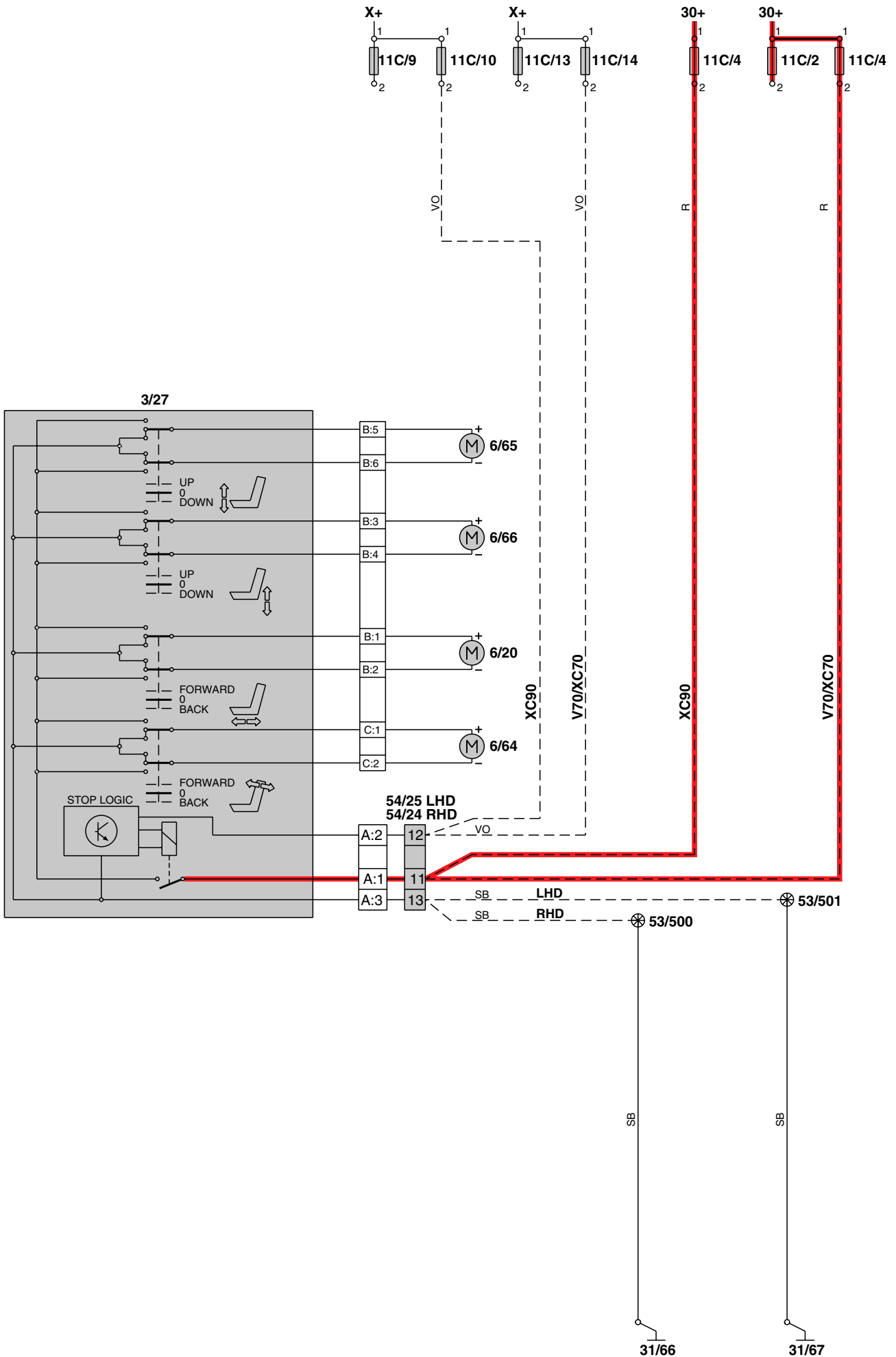
Group 85 Heated seats



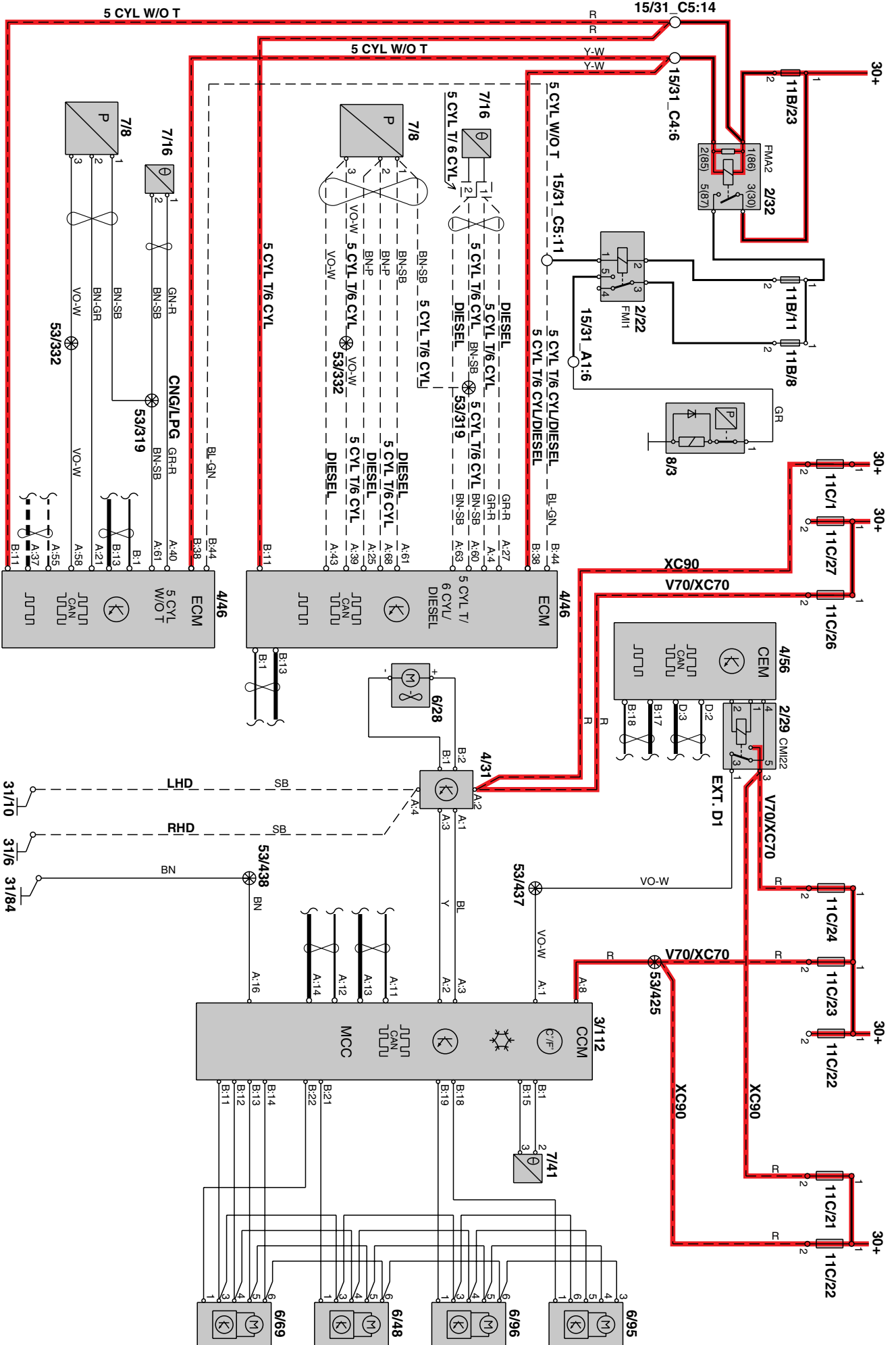
Power driver's seat



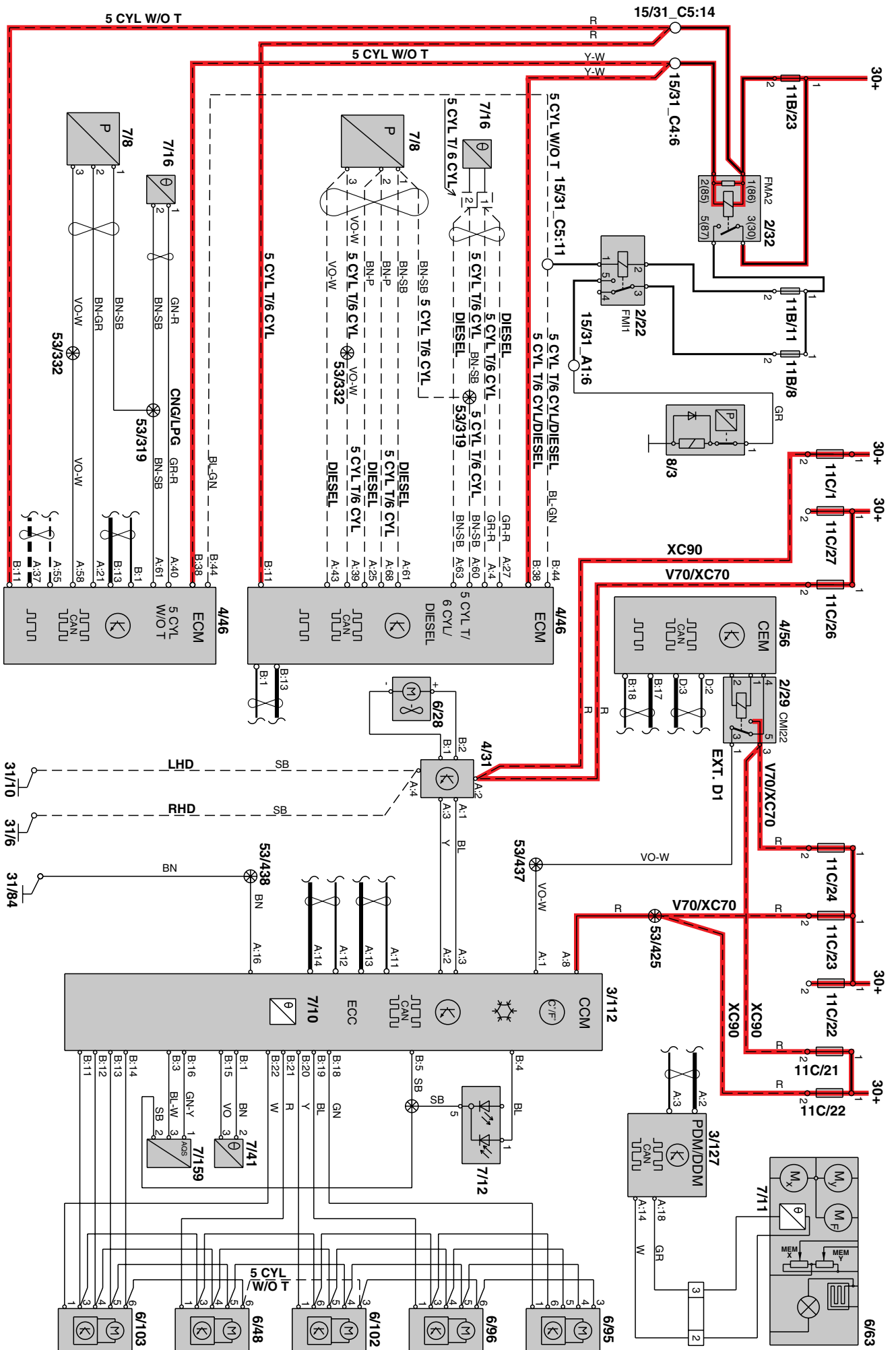
Power passenger seat



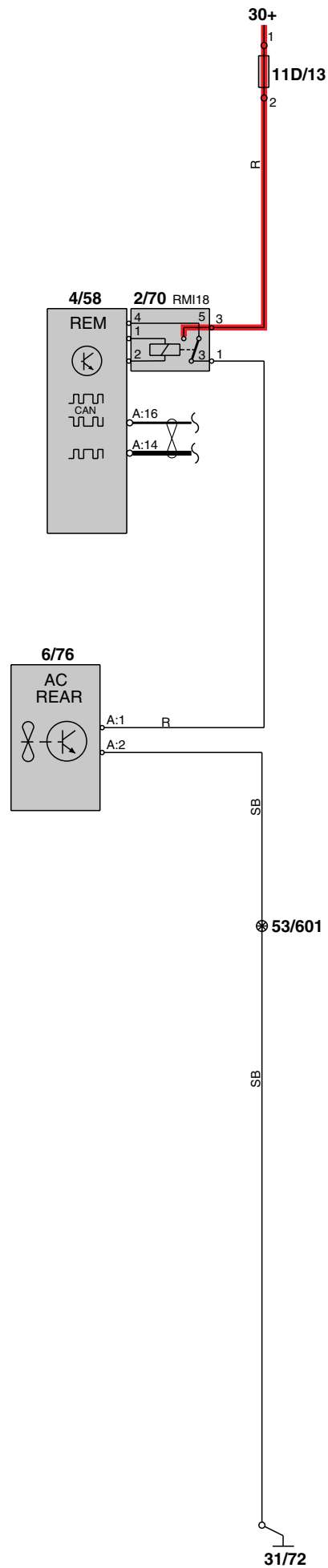
Group 87 Manual Climate Control (MCC)



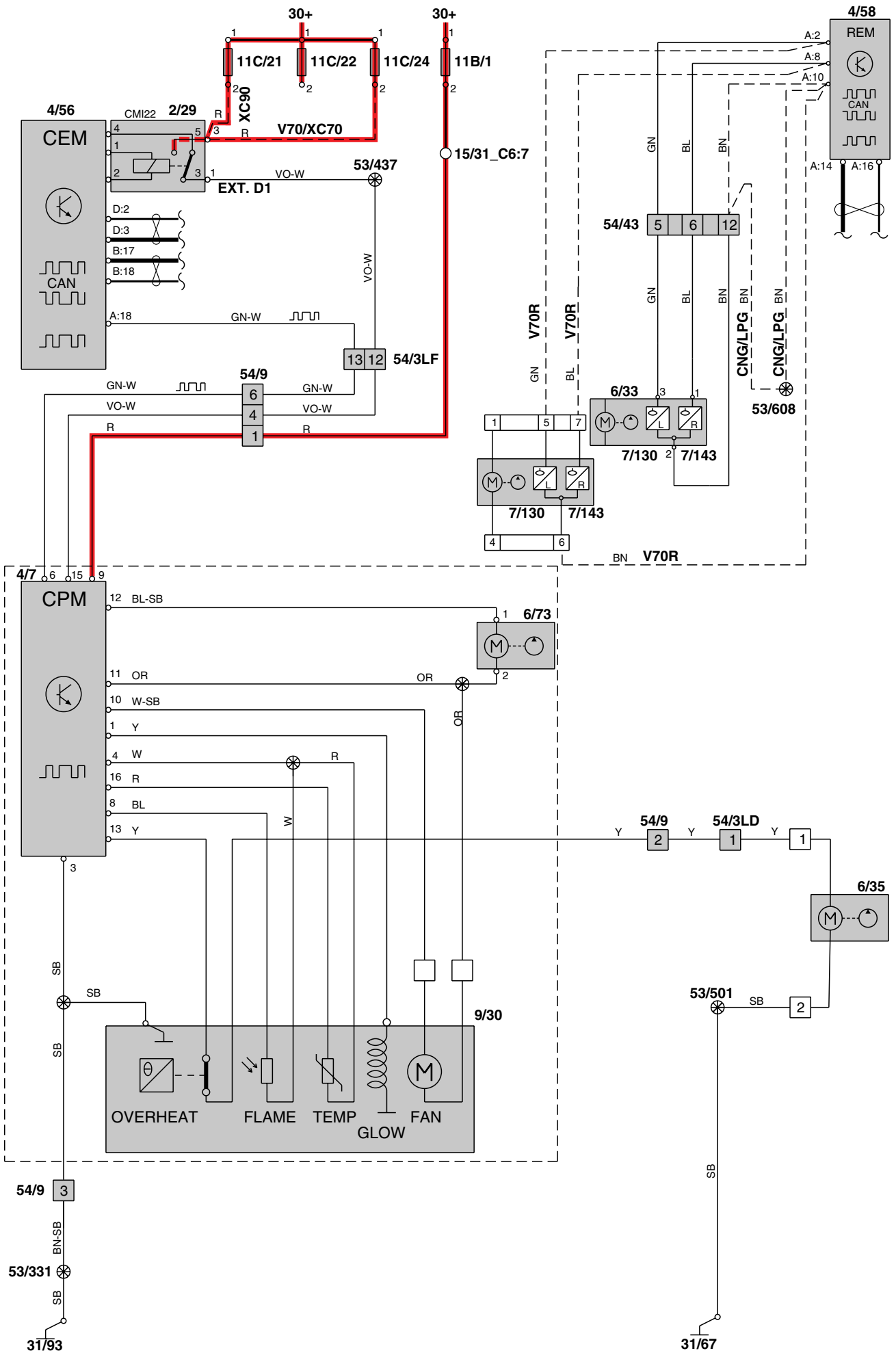
Electronic Climate Control (ECC)



Rear climate control system XC90

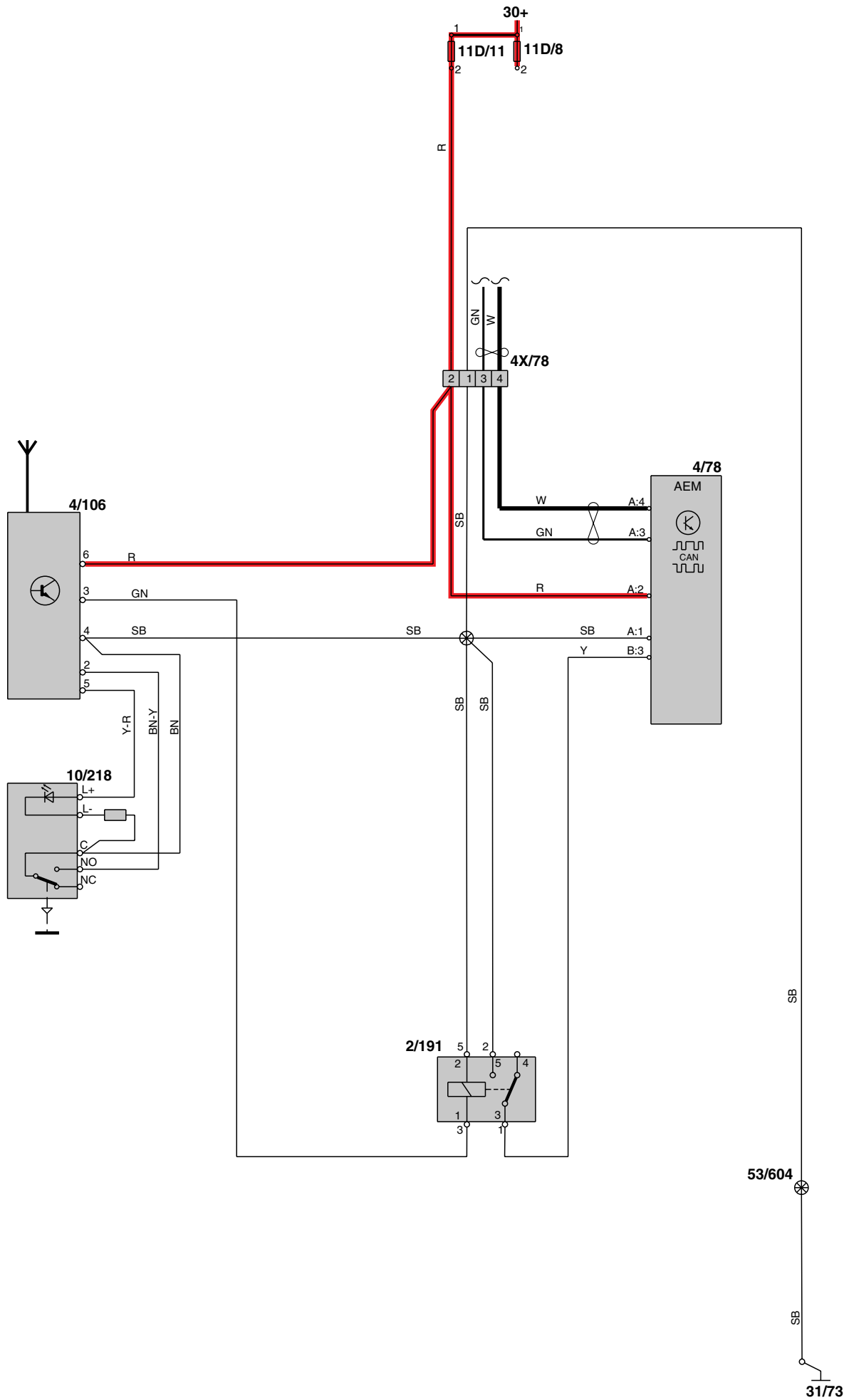


Parking heater, auxiliary heater



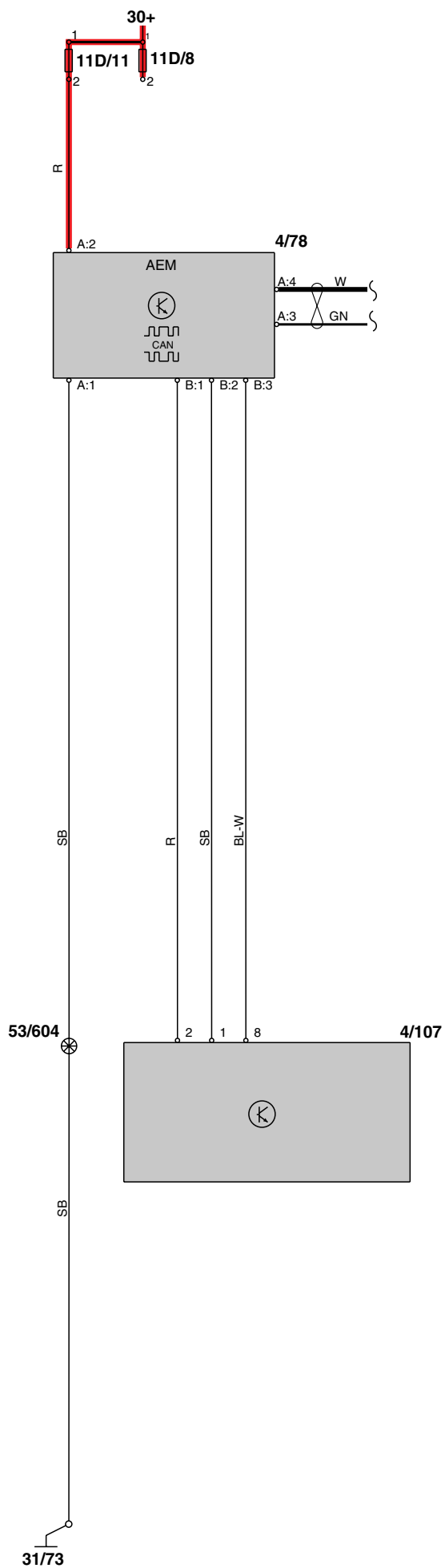
Accessories

Remote parking heater start

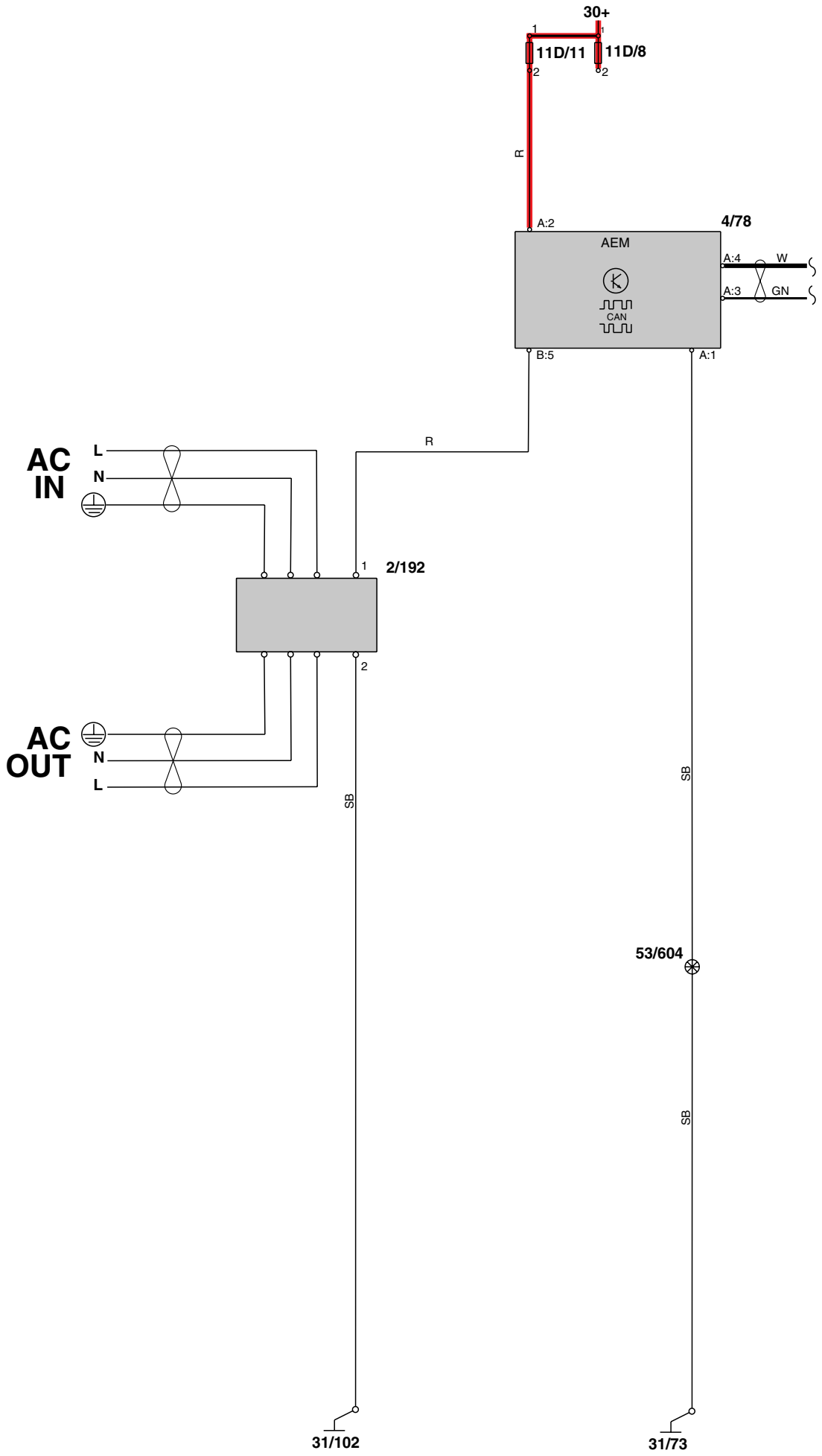


Accessories

Parking heater, Call start

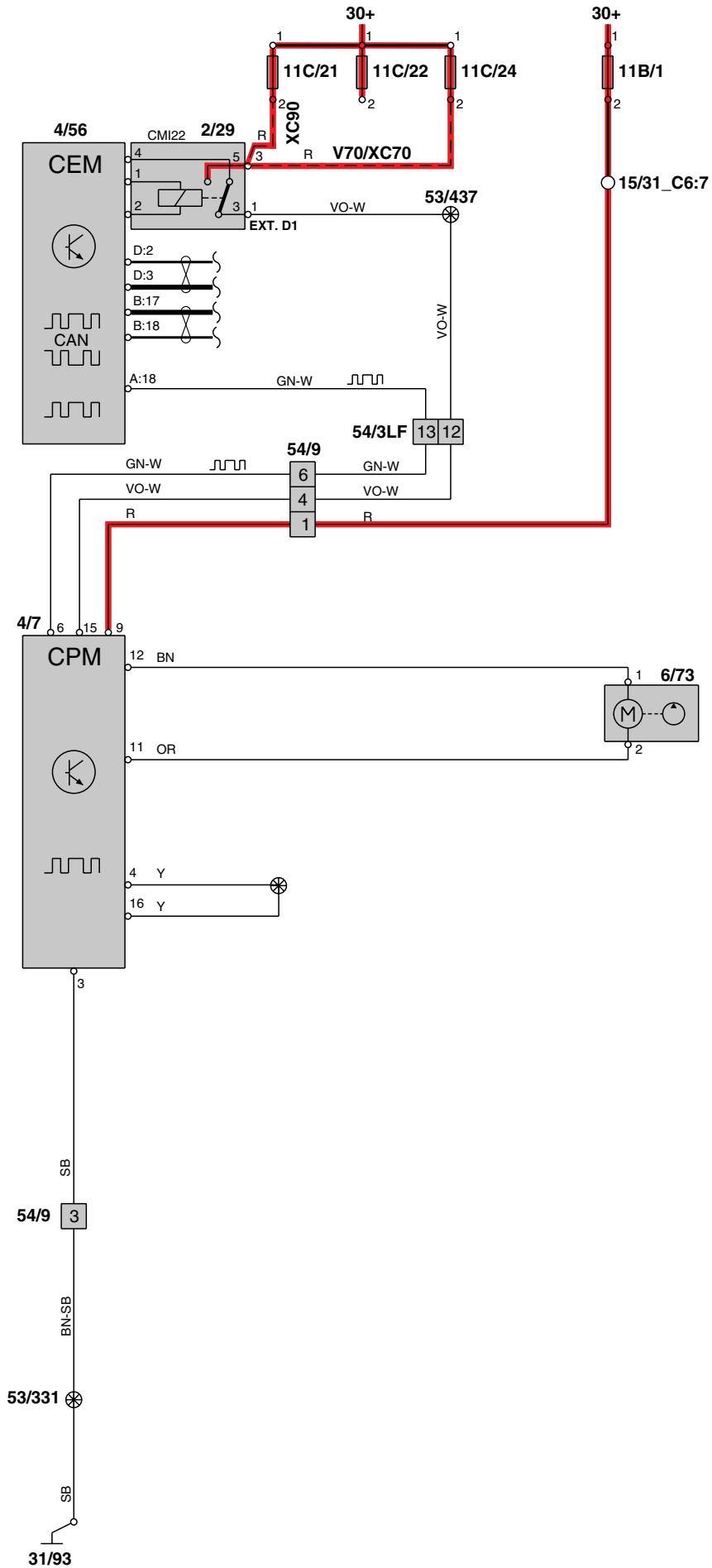


Accessories Relay, engine heater

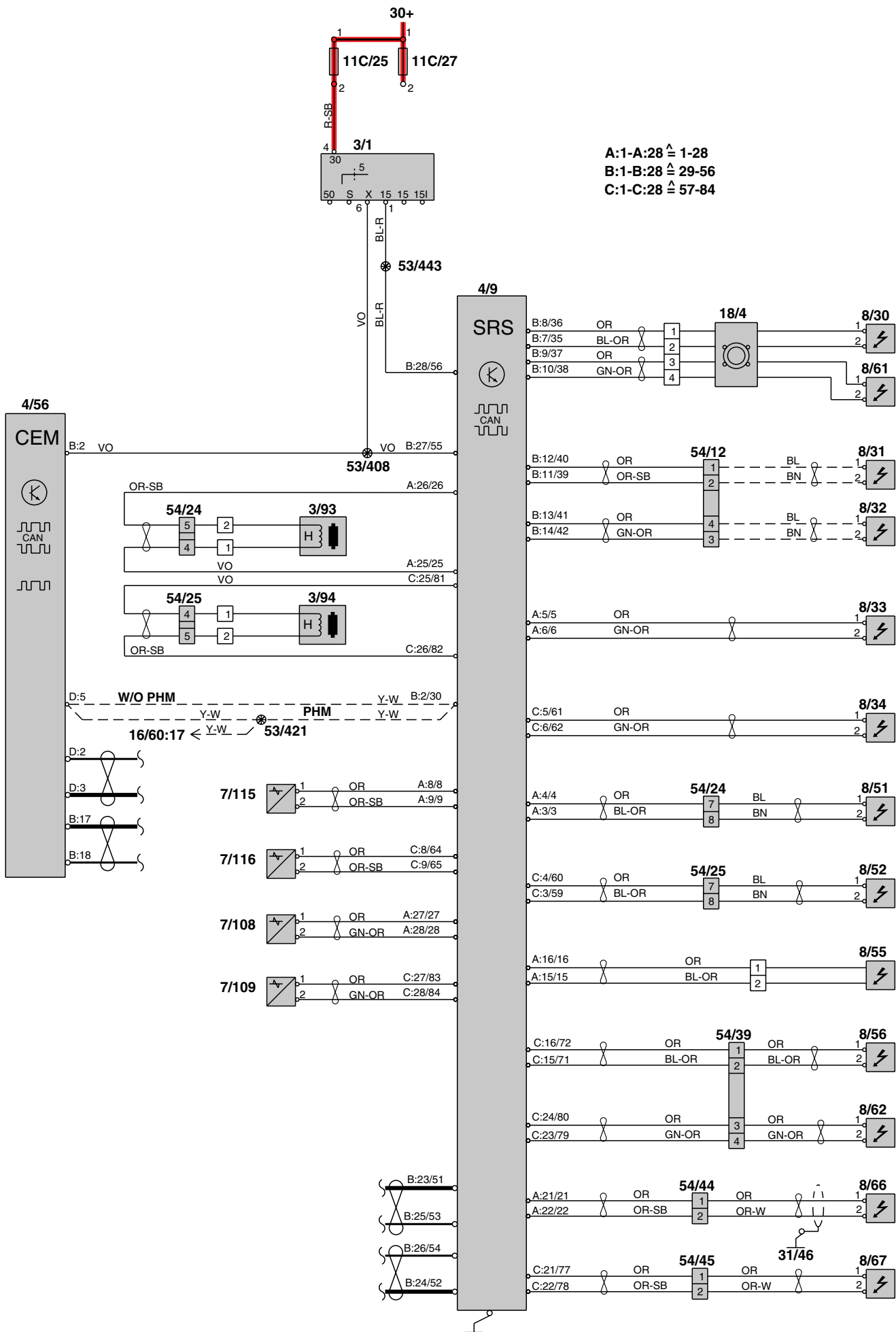


Accessories

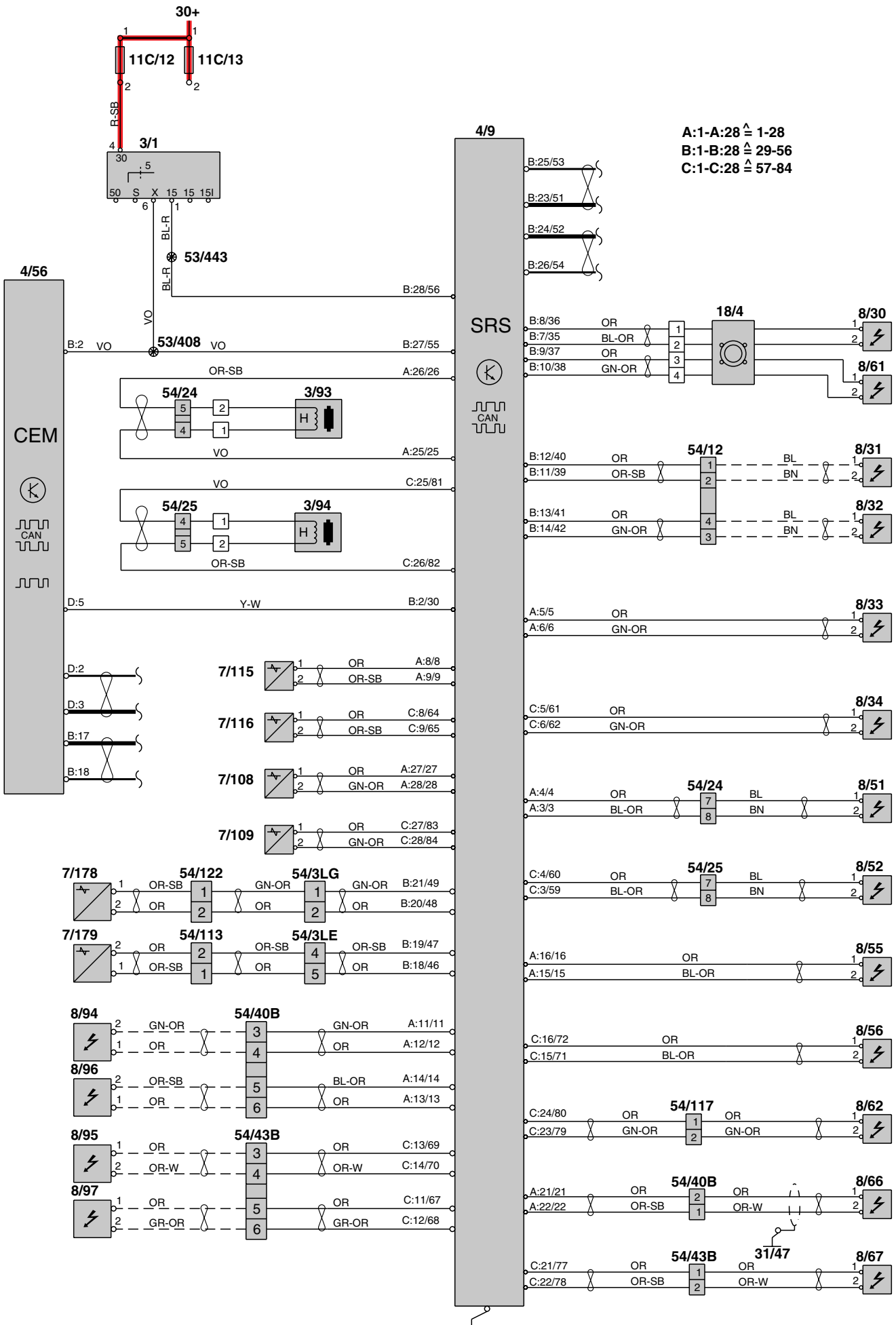
Short stop heater



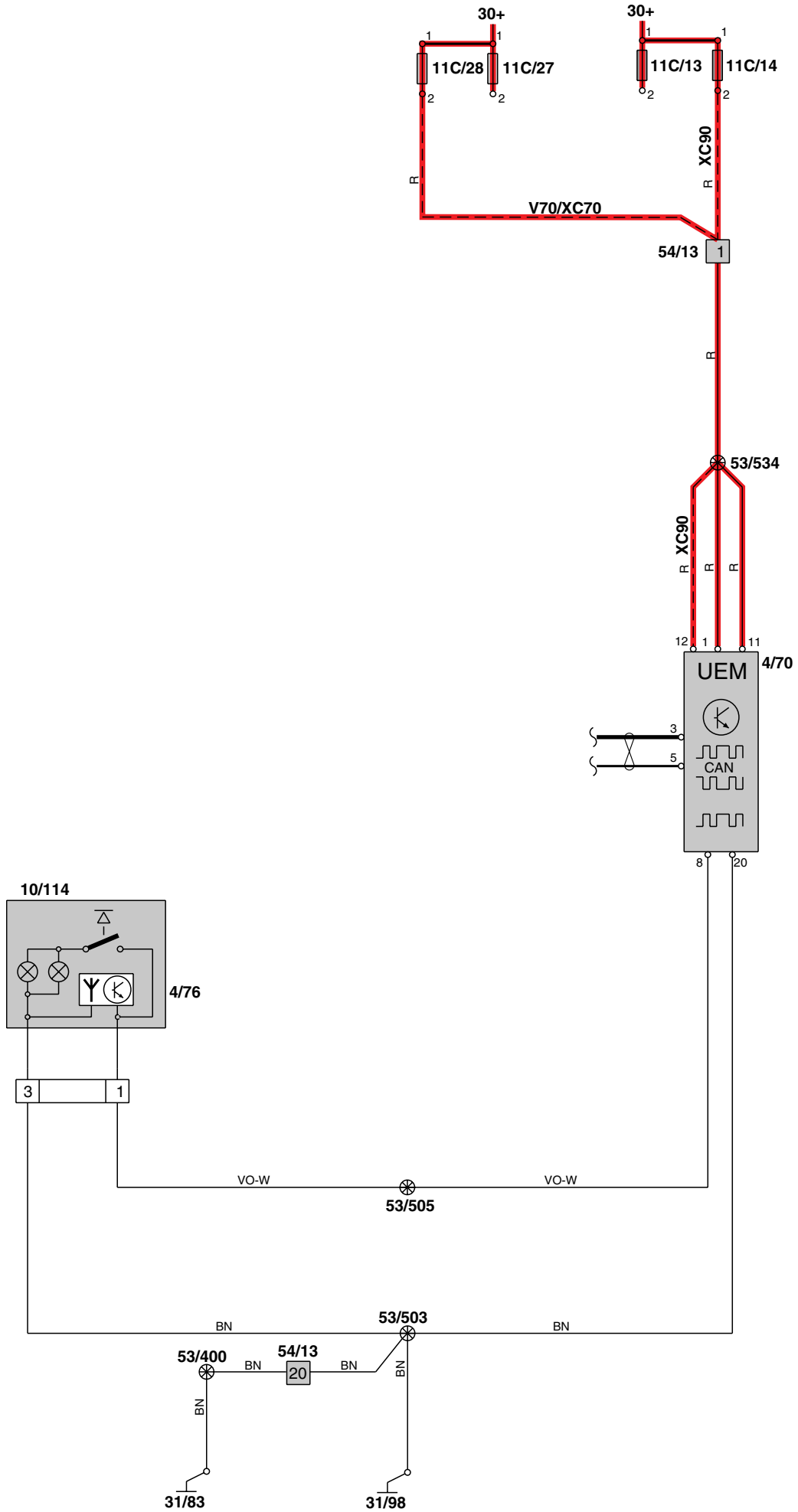
Group 88 SRS Supplemental Restraint System V70/XC70



SRS Supplemental Restraint System XC90



Remote garage door opener



Connectors

54/1 - 54/3LB:1-4

54/1 1-pin gray

No.	Engine compartment harness		Engine harness Diesel
1	15/31C2:2 Engine compartment distribution box	R-W	53/374 Junction point R

54/3LA 13-pin white

No.	Passenger compartment harness		Engine compartment harness	
1	4/56A:2 Central Electronic Module CEM	GR	10/1C:1 Front left lamp housing, V70	GR
			10/1A:5 Front left lamp housing, XC90	
2	4/56D:11 Central Electronic Module CEM	GN	10/2C:1 Front right lamp housing, V70	GN
			10/2A:5 Front right lamp housing, XC90	
3	53/430 Junction point 53/512 Junction point	W	4/16:11 Brake Control Module (BCM)	W
4	54/34:3 Connector	GN	4/46B:40 Engine Control Module (ECM)	GN
5	3/156A:6 Gear Selector Module (GSM) 8/36:6 Shift lock solenoid	SB	53/329 Junction point	SB BL-SB
			4/28A:54 Transmission Control Module (TCM)	
6	6/33:6 Fuel pump	Y	4/46B:47 Engine Control Module (ECM)	Y
7	4/56A:19 Central Electronic Module CEM	Y-GR	15/31C5:2 Engine compartment distribution box	Y-GR
8	4/56A:3 Central Electronic Module CEM	BN-W	15/31C4:12 Engine compartment distribution box	BL-OR
9	5/1:6 Driver Information Module (DIM), LHD, XC90	Y	3/47:1 Parking brake contact, LHD, XC90	Y
10	4/56A:17 Central Electronic Module CEM	W	15/31C4:7 Engine compartment distribution box	W
11	4/56A:16 Central Electronic Module CEM	BL	15/31C5:16 Engine compartment distribution box	BL-R
12	4/56A:14 Central Electronic Module CEM	Y	15/31C5:15 Engine compartment distribution box	Y
13	4/56A:13 Central Electronic Module CEM	GR	15/31C4:8 Engine compartment distribution box	GR

54/3LB 13-pin white

No.	Passenger compartment harness		Engine compartment harness	
1	4/56A:8 Central Electronic Module (CEM), XC90	Y-R	15/31C5:12 Engine compartment distribution box, XC90	YR
2	4/56B:14 Central Electronic Module CEM	BL	4/46B:45 Engine Control Module (ECM)	R-SB
3	53/431 Junction point 53/513 Junction point	GN	4/16:15 Brake Control Module (BCM)	GN
4	54/34:4 Connector	BL-SB	4/46B:7 Engine Control Module (ECM)	BL-SB
continues				

54/3LB
13-pin white

No.	Passenger compartment harness			Engine compartment harness		
5	7/164:2	Sensor module DSTC	W	4/16:29	Brake Control Module (BCM)	W-SB
6	7/164:1	Sensor module DSTC	BN	4/16:25	Brake Control Module (BCM)	GN-Y
7	7/164:5	Sensor module DSTC	GR-W	4/16:39	Brake Control Module (BCM)	GR-SB
8	7/164:3	Sensor module DSTC	GR	4/16:6	Brake Control Module (BCM)	P-W
9	7/57:1	Right-hand rear ABS sensor	BN	4/16:43	Brake Control Module (BCM)	BN-W
10	7/57:2	Right-hand rear ABS sensor	Y	4/16:42	Brake Control Module (BCM)	Y-W
11	7/56:1	Left-hand rear ABS sensor	BN	4/16:36	Brake Control Module (BCM)	BN-OR
12	7/56:2	Left-hand rear ABS sensor	Y	4/16:37	Brake Control Module (BCM)	Y-VO
13	11C/9:2	Fuse in passenger compartment fuse box, V70	BL-R	4/16:4	Brake Control Module (BCM)	BL-R
	11C/17:2	Fuse in passenger compartment fuse box, XC90				

54/3LC
6-pin white

No.	Passenger compartment harness			Engine compartment harness		
1	54/34:1	Connector	GN-GR	15/31C5:13	Engine compartment distribution box	GN-GR
2	54/10:6	Connector	BN	53/324 4/46B:4	Junction point Engine Control Module (ECM)	BN
3	54/10:5	Connector	W	4/46B:29	Engine Control Module (ECM)	OR-W
4	4/56A:20 3/1:7	Central Electronic Module CEM Ignition switch	Y-W	15/31C4:16 4/46B:23	Engine compartment distribution box Engine Control Module (ECM)	GN-R
5	11C/5:2	Fuse in passenger compartment fuse box, V70	BL-R	4/99:4	Electronic power steering control module, V70	BL-R
	11C/16:2	Fuse in passenger compartment fuse box, XC90	BL-R	8/84:1	Switch, vacuum pump, V70	GN-GR
				4/99:4	Electronic power steering control module, XC90	BL-R
				15/31C4:10	Engine compartment distribution box, XC90	GN-GR
6	20/32:2	Shunt, direction indicator CEM left, V70	GN	10/15:2	Direction indicator, left front fender, V70	GN
	53/506	Junction point, XC90		10/1B:2	Front left lamp housing, V70	
				10/1A:9	Front left lamp housing, XC90	

Connectors

54/3LD - 54/3LF:1-6

54/3LD

4-pin white

No.	Passenger compartment harness			Engine compartment harness		
1	6/35:1	Fuel pump, auxiliary heater	Y	54/9:2	Connector	Y
2	53/402	Junction point, V70	R	15/31C1:2	Engine compartment distribution box, V70	R-W
3	53/403	Junction point	R	15/31C2:1	Engine compartment distribution box	R
4	20/34:2	Shunt, direction indicator CEM right, V70	GN-W	10/16:2	Direction indicator, right front fender, V70	GN-W
	53/507	Junction point, XC90		10/2B:2	Front right lamp housing, V70	
				10/2A:9	Front right lamp housing, XC90	

54/3LE

6-pin white

No.	Passenger compartment harness			Engine compartment harness		
1	53/443	Junction point	BL-R	4/46B:37	Engine Control Module (ECM)	BL-R
2	2/63:1	High beam relay	BL	15/31C3:3	Engine compartment distribution box	BL
3	2/62:1	Relay, low beam/Bi-Xenon	GR	15/31C3:1	Engine compartment distribution box	BL-W
4	4/9B:19/47	Control module, Supplemental Restraint System (SRS), XC90	OR-SB	54/113:2	Connector, XC90	OR-SB
5	4/9B:18/46	Control module, Supplemental Restraint System (SRS), XC90	OR	54/113:1	Connector, XC90	OR
6	2/34:1	Fog light relay, front	P	10/6:1	Front right fog light	P
				10/5:1	Front left fog light	

54/3LF

13-pin white

No.	Passenger compartment harness			Engine compartment harness		
1	5/1:4	Combined instrument panel DIM	GR	4/46B:46	Engine Control Module (ECM)	GR
2	4/56A:5	Central Electronic Module CEM	R-W	15/31C4:1	Engine compartment distribution box	R-W
3	4/56A:1	Central Electronic Module CEM	Y-GR	3/10:1	Reversing light contact	Y-GR
4	4/56D:9	Central Electronic Module CEM	Y	8/37B:1	Automatic transmission	BL-Y
				54/58:1	Connector	
5	4/56D:6	Central Electronic Module CEM	W	4/46B:22	Engine Control Module (ECM)	W-SB
	17/13:7	Data link connector		4/28B:22	Transmission Control Module (TCM)	
6	3/156A:2	Gear Selector Module (GSM)	GN-W	4/28B:21	Transmission Control Module (TCM)	GN-SB
continues						

54/3LF
13-pin white

No.	Passenger compartment harness			Engine compartment harness		
7	11C/38:2	Fuse in passenger compartment fuse box, V70	R	16/35:1	Siren Control Module (SCM)	R
	11C/28:2	Fuse in passenger compartment fuse box, XC90				
8	4/56B:16 54/13:14	Central Electronic Module CEM Connector	W	6/1:3	Windshield wiper motor	BL-W
9	5/1:5	Combined instrument panel DIM	Y-R	7/4:1	Brake fluid level sensor	Y-R
10	11C/31:2	Fuse in passenger compartment fuse box, V70	GR	53/379	Junction point, V70	GR
	11C/33:2	Fuse in passenger compartment fuse box, XC90		10/2A:3	Front right lamp housing, XC90	
11	11C/30:2	Fuse in passenger compartment fuse box, V70	W	53/378	Junction point, V70	W
	11C/32:2	Fuse in passenger compartment fuse box, XC90		10/1A:3	Front left lamp housing, XC90	
12	53/437	Junction point	VO-W	54/9:4	Connector	VO-W
13	4/56A:18 3/111:3	Central Electronic Module CEM Light Switch Module LSM	GN-W	54/9:6	Connector	GN-W

54/3LG
13-pin white

No.	Passenger compartment harness			Engine compartment harness		
1	11C/10:2	Fuse in passenger compartment fuse box, V70	BL-GN	10/1C:2	Front left lamp housing, V70	BL-GN
	4/9B:21/49	Control module, Supplemental Restraint System (SRS), XC90	GN-OR	54/122:1	Connector, XC90	GN-OR
2	11C/11:2	Fuse in passenger compartment fuse box, V70	BL-Y	10/2C:2	Front right lamp housing, V70	BL-P
	4/9B:20/48	Control module, Supplemental Restraint System (SRS), XC90	OR	54/122:2	Connector, XC90	OR
3	4/56D:10	Central Electronic Module (CEM), XC90	W	4/99:2	Electronic power steering control module, XC90	W
4	2/101:1	Relay for extended D2 feed, automatic transmission	VO-W	4/28A:35	Transmission Control Module (TCM)	VO-W
5	54/13:15	Connector	P	16/35:2	Siren Control Module (SCM)	P
6	53/430	Junction point	W	4/46B:13 4/28B:14	Engine Control Module (ECM) Transmission Control Module (TCM)	W
7	53/431	Junction point	GN	4/46B:1 4/28B:2	Engine Control Module (ECM) Transmission Control Module (TCM)	GN
continues						

Connectors

54/3LG:8-13 - 54/3RA

54/3LG

13-pin white

No.	Passenger compartment harness			Engine compartment harness		
8	4/56C:6	Central Electronic Module CEM	BN-W	54/8:2	Accessory wiring connector	BN-W
9	4/56A:4	Central Electronic Module CEM	Y	54/4:3	Connector, V70	Y
				3/62:1	Hood alarm contact, XC90	
10	4/56B:15	Central Electronic Module CEM	Y	6/2:3	Windshield washer pump	GN-Y
11	4/56A:9	Central Electronic Module CEM	GN-R	6/38:2	Left-hand headlight adjustment motor, V70	GN-R
				6/39:2	Right-hand headlight adjustment motor, V70	
				10/1A:8	Front left lamp housing, XC90	
				10/2A:8	Front right lamp housing, XC90	
12	4/56B:4	Central Electronic Module CEM	Y	4/46B:26	Engine Control Module (ECM)	Y
				3/9:5	Brake light contact	
13	11C/12:2	Fuse in passenger compartment fuse box, V70	VO	53/380	Junction point	VO
	11C/9:2	Fuse in passenger compartment fuse box, XC90				

54/3LH

2-pin black

No.	Passenger compartment harness			Engine compartment harness		
1	53/415	Junction point	R	15/31C1:1	Engine compartment distribution box, V70	R-SB
2	-	-	-	-	-	-

54/3RA

13-pin black

No.	Engine compartment harness			Passenger compartment harness		
1	8/20:1	Shock absorber, Four-C, FL, V70	GN-SB	4/84A:6	Suspension Module (SUM), V70	GN
2	8/20:2	Shock absorber, Four-C, FL, V70	BL-Y	4/84A:7	Suspension Module (SUM), V70	BL-R
3	8/21:1	Shock absorber, Four-C, FR, V70	GN-W	4/84A:9	Suspension Module (SUM), V70	GR-R
4	7/118:2	Acceleration sensor, shock absorber, Four-C, FL, V70	Y-W	4/84A:12	Suspension Module (SUM), V70	Y-W
5	53/355	Junction point, V70	SB	53/570	Junction point, V70	SB
6	53/354	Junction point, V70	R-W	53/569	Junction point, V70	R
7	7/87:1	Acceleration sensor, Four-C, FL, V70	VO-W	4/84A:10	Suspension Module (SUM), V70	VO-W
8-13	-	-	-	-	-	-

54/3RB
13-pin black

No.	Engine compartment harness		Passenger compartment harness			
1	-	-	-	-	-	
2	8/21:2	Shock absorber, Four-C, FR, V70	BN-W	4/84A:8	Suspension Module (SUM), V70	BN-W
3	-	-	-	-	-	
4	7/119:2	Acceleration sensor, shock absorber, Four-C, FR, V70	Y-BN	4/84A:27	Suspension Module (SUM), V70	BN
5	-	-	-	-	-	
6	-	-	-	-	-	
7	7/88:1	Acceleration sensor, Four-C, FR, V70	VO	4/84A:22	Suspension Module (SUM), V70	VO
8	-	-	-	-	-	
9	10/1A:6	Front left lamp housing, XC90	BL-GN	11C/30:2	Fuse in passenger compartment fuse box, XC90	BL-GN
10	10/2A:6	Front right lamp housing, XC90	BL-P	11C/31:2	Fuse in passenger compartment fuse box, XC90	BL-Y
11-13	-	-	-	-	-	

54/3RD
4-pin black

No.	Engine compartment harness		Passenger compartment harness			
1	-	-	-	-	-	
2	15/31C1:1	Engine compartment distribution box, XC90	R-SB	53/415	Junction point, XC90	R
3	-	-	-	-	-	
4	-	-	-	-	-	

54/4
4-pin dark gray

No.	Engine compartment harness		Front harness			
1	15/31C6:11	Engine compartment distribution box, V70	R-SB	16/10:1	Horn 1, V70	R-SB
2	15/31C6:11	Engine compartment distribution box, V70	R-SB	16/11:1	Horn 2, V70	R-SB
3	54/3LG:9	Connector, V70	Y	3/62:1	Hood alarm contact, V70	Y
4	53/331	Junction point, V70	SB	53/382	Junction point, V70	SB

Connectors

54/7 - 54/9

54/7

6-pin dark gray

No.	Engine compartment harness		Engine harness, Bi-fuel			
1	-	-	-	-	-	
2	-	-	-	-	-	
3	4/46B:32	Engine Control Module (ECM), V70	W	6/105:1	Fuel distributor, gas, V70	W
4	4/46B:50	Engine Control Module (ECM), V70	P-SB	6/105:2	Fuel distributor, gas, V70	P-SB
5	4/46B:39	Engine Control Module (ECM), V70	VO	8/75:1	Valve, fuel cut-off DFCO, V70	VO
6	-	-	-	-	-	-

54/8

2-pin dark gray

No.	Engine compartment harness		Accessory wiring		
1	15/31C6:3	Engine compartment distribution box	R-SB	30 feed	-
2	54/3LG:8	Connector	BN-W	Signal ground	-

54/9

6-pin dark gray

No.	Engine compartment harness		Heater harness			
1	15/31C6:7	Engine compartment distribution box	R	4/7:9	Combustion Preheater Module (CPM)	R
2	54/3LD:1	Connector	Y	9/30	Auxiliary heater	Y
3	53/331	Junction point	BN-SB	4/7:3	Combustion Preheater Module (CPM)	SB
				9/30	Auxiliary heater	
4	54/3LF:12	Connector	VO-W	4/7:15	Combustion Preheater Module (CPM)	VO-W
5	-	-	-	-	-	-
6	54/3LF:13	Connector	GN-W	4/7:6	Combustion Preheater Module (CPM)	GN-W

54/10
12-pin black

No.	Passenger compartment harness			Front left door harness		
1	11C/35:2	Fuse in passenger compartment fuse box, V70	R	3/126B:12	Driver/Passenger Door Module (DDM/PDM)	R
	11C/5:2	Fuse in passenger compartment fuse box, XC90				
2	-		-	-		-
3	53/516	Junction point	W	3/126A:2	Driver/Passenger Door Module (DDM/PDM)	W
4	53/517	Junction point	GN	3/126A:3	Driver/Passenger Door Module (DDM/PDM)	GN
5	54/3LC:3	Connector	W	6/62:2	Left-hand power door mirror	W
6	54/3LC:2	Connector	BN	6/62:3	Left-hand power door mirror	BN
7	53/506	Junction point, XC90	GN	10/15:2	Direction indicator, left front door, XC90	GN
8	4/56D:7	Central Electronic Module CEM	P	3/74:3	Left-hand front door lock unit	P
9	16/1B:1	Audio, V70	GR-R	53/519	Junction point	GR-R
	54/14:1	Connector, V70				
	16/105B:9	Audio control module AUD, XC90				
10	16/1B:2	Audio, V70	GR	53/520	Junction point	GR
	54/14:2	Connector, V70				
	16/105B:1	Audio control module AUD, XC90				
11	53/500	Junction point	SB	3/126B:5	Driver/Passenger Door Module (DDM/PDM), V70	SB
				53/514	Junction point, XC90	
12	-		-	-		-

54/11
12-pin black

No.	Passenger compartment harness			Front right door harness		
1	11C/36:2	Fuse in passenger compartment fuse box, V70	R	3/127B:12	Passenger/Driver Door Module (PDM/DDM)	R
	11C/6:2	Fuse in passenger compartment fuse box, XC90				
2	-		-	-		-
3	53/433	Junction point	W	3/127A:2	Passenger/Driver Door Module (PDM/DDM)	W
continues						

Connectors

54/11:4-12 - 54/12

54/11

12-pin black

No.	Passenger compartment harness		Front right door harness			
4	53/434	Junction point	GN	3/127A:3	Passenger/Driver Door Module (PDM/DDM)	GN
5	-		-	-		-
6	-		-	-		-
7	53/507	Junction point, XC90	GN-W	10/16:2	Direction indicator, right front door, XC90	GN-W
8	4/56D:8	Central Electronic Module CEM	P	3/75:3	Right-hand front door lock unit	P
9	16/1B:5	Audio, V70	GR-R	53/521	Junction point	GR-R
	54/14:5	Connector, V70				
	16/105B:11	Audio control module AUD, XC90				
10	16/1B:6	Audio, V70	GR	53/522	Junction point	GR
	54/14:6	Connector, V70				
	16/105B:3	Audio control module AUD, XC90				
11	53/501	Junction point	SB	3/127B:5	Passenger/Driver Door Module (PDM/DDM), V70	SB
				53/515	Junction point, XC90	
12	-		-	-		-

54/12

4-pin orange

No.	Passenger compartment harness		Airbag (SRS) harness			
1	4/9B:12/40	Control module, Supplemental Restraint System (SRS)	OR	8/31:1	Passenger side airbag igniter	BL
2	4/9B:11/39	Control module, Supplemental Restraint System (SRS)	OR-SB	8/31:2	Passenger side airbag igniter	BN
3	4/9B:14/42	Control module, Supplemental Restraint System (SRS)	GN-OR	8/32:2	Igniter, passenger side airbag stage 2	BN
4	4/9B:13/41	Control module, Supplemental Restraint System (SRS)	OR	8/32:1	Passenger side airbag igniter	BL

54/13
22-pin black

No.	Passenger compartment harness			Roof harness		
1	11C28:2	Fuse in passenger compartment fuse box, V70	R	53/534	Junction point	R
	11C/14:2	Fuse in passenger compartment fuse box, XC90				
2-4	-		-	-		-
5	53/516	Junction point	W	4/70:3	Upper Electronic Module UEM	W
6	53/517	Junction point	GN	4/70:5	Upper Electronic Module UEM	GN
7-13	-		-	-		-
14	54/3LF:8	Connector	W	54/16:4	Connector	W
15	54/3LG:5	Connector	P	4/33:4 4/70:21	Sunroof control module SRM Upper Electronic Module UEM	P
16	4/56A:15	Central Electronic Module (CEM), V70	Y	7/136A:1	Right-hand glass breakage sensor, V70	Y
17-19	-		-	-		-
20	53/400	Junction point	BN	53/503	Junction point	BN
21	11C/34:2	Fuse in passenger compartment fuse box, V70	R	4/33A:1	Sunroof control module SRM	R
	11C/26:2	Fuse in passenger compartment fuse box, XC90				
22	53/405	Junction point	SB	4/33A:10	Sunroof control module SRM	SB

54/14
12-pin light gray

No.	Passenger compartment harness			Audio		
1	54/10:9	Connector, V70	GR-R	16/2B:1	Amplifier, V70	GR-R
2	54/10:10	Connector, V70	GR	16/2B:2	Amplifier, V70	GR
3	-		-	-		-
4	-		-	-		-
5	54/11:9	Connector, V70	GR-R	16/2B:5	Amplifier, V70	GR-R
6	54/11:10	Connector, V70	GR	16/2B:6	Amplifier, V70	GR
7	53/523	Junction point, V70	GR-W	16/2B:7	Amplifier, V70	GR-W
8	53/524	Junction point, V70	GR	16/2B:8	Amplifier, V70	GR
9	-		-	-		-
10	-		-	-		-
11	53/525	Junction point, V70	GR-W	16/2B:11	Amplifier, V70	GR-W
12	53/526	Junction point, V70	GR	16/2B:12	Amplifier, V70	GR

Connectors

54/16 - 54/20

54/16

5-pin green

No.	Roof harness			Rain sensor harness		
1	4/70:13	Upper Electronic Module UEM	GN	7/149:1	Rain sensor	GN
2	53/503	Junction point	BN	7/149:2	Rain sensor	BN
3	53/505	Junction point	VO-W	7/149:3	Rain sensor	VO-W
4	54/13:14	Connector	W	7/149:4	Rain sensor	W
5	-		-	-		-

54/20

12-pin black

No.	Passenger compartment harness			Rear left door harness		
1	53/523	Junction point	GR-W	16/6:1	RL door speaker, V70	GR-W
				16/6:1	RL door speaker, XC90	GR-R
2	53/524	Junction point	GR	16/6:2	Left-hand rear door speaker	GR
3	4/56B:12	Central Electronic Module CEM	P	3/76:2	Left-hand rear door lock unit	P
4	4/56B:13	Central Electronic Module CEM	BL	3/76:5	Left-hand rear door lock unit	BL
5	53/446	Junction point	Y	3/85:1	Rear left door power window switch	Y
				53/527	Junction point	
6	2/118:1	Rear power window down relay	BL	3/85:3	Rear left door power window switch	BL
7	-		-	-		-
8	2/116:1	Rear power window up relay	GN-BN	3/85:5	Rear left door power window switch	GN-BN
9	54/40:4	Connector	VO	3/76:8	Left-hand rear door lock unit Deadlock relay, left-hand rear door	VO
				2/138:1		
10	54/40:3	Connector	GR	3/76:6	Left-hand rear door lock unit	GR
11	54/40:2	Connector	Y	3/76:4	Left-hand rear door lock unit	Y
12	53/500	Junction point	SB	53/531	Junction point	SB

54/21
12-pin black

No.	Passenger compartment harness			Rear right door harness		
1	53/525	Junction point	GR-W	16/5:1	RR door speaker, V70	GR-W
				16/5:1	RR door speaker, XC90	GR-R
2	53/526	Junction point	GR	16/5:2	Right-hand rear door speaker	GR
3	4/56C:18	Central Electronic Module CEM	P	3/77:2	Right-hand rear door lock unit	P
4	4/56C:3	Central Electronic Module CEM	BL	3/77:5	Right-hand rear door lock unit	BL
5	53/446	Junction point	Y	3/86:1	Rear right door power window switch	Y
				53/528	Junction point	
6	2/119:1	Right rear power window down relay	BL	3/86:3	Rear right door power window switch	BL
7	-		-	-		-
8	2/117:1	Right rear power window up relay	GN-BN	3/86:5	Rear right door power window switch	GN-BN
9	54/43:4	Connector	VO	3/77:8	Right-hand rear door lock unit	VO
				2/139:1	Deadlock relay, right-hand rear door	
10	54/43:3	Connector	GR	3/77:6	Right-hand rear door lock unit	GR
11	54/43:2	Connector	Y	3/77:4	Right-hand rear door lock unit	Y
12	53/501	Junction point	SB	53/532	Junction point	SB

54/24
13-pin black

No.	Passenger compartment harness			Front left seat harness		
1	11C/7:2	Fuse in passenger compartment fuse box, V70	BL-R	9/12:1	Left seat heater	-
	11C/18:2	Fuse in passenger compartment fuse box, XC90				
2	4/56B:11	Central Electronic Module CEM	Y-GR	9/12:2	Left seat heater	-
3	53/500	Junction point	SB	9/12:5	Left seat heater	-
	4/52:B4	Power Seat Module (PSM)				
4	4/9A:25/25	Control module, Supplemental Restraint System (SRS)	VO	3/93:1	Switch, left-hand seat belt buckle	-
5	4/9A:26/26	Control module, Supplemental Restraint System (SRS)	OR-SB	3/93:2	Switch, left-hand seat belt buckle	-
6	-		-	-		-
7	4/9A:4/4	Control module, Supplemental Restraint System (SRS)	OR	8/51:1	Front left side airbag igniter	BL
8	4/9A:3/3	Control module, Supplemental Restraint System (SRS)	BL-OR	8/51:2	Front left side airbag igniter	BN
continues						

Connectors

54/24:9-13 - 54/25:1-9

54/24

13-pin black

No.	Passenger compartment harness			Front left seat harness		
9	16/60:5	Phone Module (PHM), LHD, V70	GR-R	16/78:1	Speaker, cellular telephone, V70	-
	54/40:12	Connector, RHD, XC90	Y	7/175:1	Passenger seat weight sensor, RHD, XC90	
10	16/60:4	Phone Module (PHM), LHD, V70	GR	16/78:2	Speaker, cellular telephone, V70	-
	54/40:11	Connector, RHD, XC90	VO	7/175:2	Passenger seat weight sensor, RHD, XC90	
11	11C/4:2	Fuse in passenger compartment fuse box, RHD	R	3/27A:1	Power passenger seat module	-
12	11C/14:2	Fuse in passenger compartment fuse box, V70	VO	3/27A:2	Power passenger seat module	-
	11C/10:2	Fuse in passenger compartment fuse box, XC90				
13	53/500	Junction point, RHD	SB	3/27A:3	Power passenger seat module	-

54/25

13-pin black

No.	Passenger compartment harness			Front right seat harness		
1	11C/8:2	Fuse in passenger compartment fuse box, V70	BL-R	9/13:1	Right seat warmer	-
	11C/19:2	Fuse in passenger compartment fuse box, XC90				
2	4/56C:4	Central Electronic Module CEM	Y-GR	9/13:2	Right seat warmer	-
3	53/501	Junction point	SB	9/13:5	Right seat warmer	-
	4/52B:4	Power Seat Module (PSM), RHD				
4	4/9C:25/81	Control module, Supplemental Restraint System (SRS)	VO	3/94:1	Switch, right-hand seat belt buckle	-
5	4/9C:26/82	Control module, Supplemental Restraint System (SRS)	OR-SB	3/94:2	Switch, right-hand seat belt buckle	-
6	-		-	-		-
7	4/9C:4/60	Control module, Supplemental Restraint System (SRS)	OR	8/52:1	Front right side airbag igniter	BL
8	4/9C:3/59	Control module, Supplemental Restraint System (SRS)	BL-OR	8/52:2	Front right side airbag igniter	BN
9	16/60:5	Phone Module (PHM), RHD, V70	GR-R	16/78:1	Speaker, cellular telephone, V70	-
	54/40:12	Connector, LHD, XC90	Y	7/175:1	Passenger seat weight sensor, LHD, XC90	Y
continues						

54/25
13-pin black

No.	Passenger compartment harness			Front right seat harness		
10	16/60:4	Phone Module (PHM), RHD, V70	GR	16/78:2	Speaker, cellular telephone, V70	-
	54/40:11	Connector, LHD, XC90	VO	7/175:2	Passenger seat weight sensor, LHD, XC90	VO
11	11C/4:2	Fuse in passenger compartment fuse box, LHD	R	3/27A:1	Power passenger seat module	-
12	11C/14:2	Fuse in passenger compartment fuse box, LHD, V70	VO	3/27A:2	Power passenger seat module	-
	11C/10:2	Fuse in passenger compartment fuse box, LHD, XC90				
13	53/501	Junction point, LHD	SB	3/27A:3	Power passenger seat module	-

54/32
3-pin light gray

No.	Cargo compartment harness			Rear left angle sensor harness		
1	4/58B:10	Rear Electronic Module REM	GN-R	7/120:5	Rear left angle sensor	BL-R
2	4/58B:8	Rear Electronic Module REM	GR	7/120:4	Rear left angle sensor	GR-W
3	4/58B:6	Rear Electronic Module REM	BN-W	7/120:1	Rear left angle sensor	BN

54/34
4-pin light gray

No.	Passenger compartment harness			Fuel leakage pump harness		
1	54/3LC:1	Connector	GN-GR	6/67:4	Pump, fuel leakage control	GN-GR
2	2/143:3	Relay, fuel leakage control	GN-R	6/67:2	Pump, fuel leakage control	GN-R
3	54/3LA:4	Connector	GN	6/67:3	Pump, fuel leakage control	GN
4	54/3LB:4	Connector	BL-SB	6/67:1	Pump, fuel leakage control	BL-SB

Connectors

54/35 - 54/40:1-7

54/35

4-pin light gray

No.	Cargo compartment harness			Heated fuel filter harness		
1	2/142:4	Relay, preheated fuel filter	Y	8/85:1 54/35:2	Thermostatic switch, fuel filter Connector	Y
2	4/58D:16	Rear Electronic Module (REM)	SB	8/85:2 54/35:1	Thermostatic switch, fuel filter Connector	SB Y
3	2/142:1	Relay, preheated fuel filter	BL	9/38:1 8/85:1	Electrically heated fuel filter Thermostatic switch, fuel filter	BL
4	53/604	Junction point	SB	9/38:2 8/85:2	Electrically heated fuel filter Thermostatic switch, fuel filter	SB

54/39

4-pin orange

No.	Passenger compartment harness			Seat belt tensioner harness (SRS)		
1	4/9C:16/72	Control module, Supplemental Restraint System (SRS), V70	OR	8/56:1	Right rear belt tensioner igniter, V70	OR
2	4/9C:15/71	Control module, Supplemental Restraint System (SRS), V70	BL-OR	8/56:2	Right rear belt tensioner igniter, V70	BL-OR
3	4/9C:24/80	Control module, Supplemental Restraint System (SRS), V70	OR	8/62:1	Center rear belt tensioner igniter, V70	OR
4	4/9C:23/79	Control module, Supplemental Restraint System (SRS), V70	GN-OR	8/62:2	Center rear belt tensioner igniter, V70	GN-OR

54/40

14-pin light gray

No.	Passenger compartment harness			Cargo compartment harness		
1	11C/30:2	Fuse in passenger compartment fuse box, V70	W	20/28:3	Shunt, position/parking lights REM	W
	11C/32:2	Fuse in passenger compartment fuse box, XC90				
2	54/20:11	Connector	Y	53/627	Junction point	Y
3	54/20:10	Connector	GR	2/112:1	Unlocking relay, left-hand rear	GR-SB
4	54/20:9	Connector	VO	2/115:1	Relay, deadlock, rear doors	VO
5	53/435	Junction point	GN	53/664	Junction point	GN
6	53/436	Junction point	W	53/663	Junction point	W
7	20/32:2	Shunt, indicator CEM, left	GN	10/18B:1	Rear left lamp housing, V70	GN
				54/51:10	Accessory wiring connector, XC90	
continues						

54/40
14-pin light gray

No.	Passenger compartment harness		Cargo compartment harness			
8	11C/31:2	Fuse in passenger compartment fuse box, V70	GR	53/609	Junction point	GR
	11C/33:2	Fuse in passenger compartment fuse box, XC90				
9	53/523	Junction point	GR-W	16/57:1 53/654	Speaker, left-hand D-pillar Junction point	GR-W
10	53/524	Junction point	GR	16/57:2 53/655	Speaker, left-hand D-pillar Junction point	GR
11	54/24:10 54/25:10	Connector, RHD, XC90 Connector, LHD, XC90	VO	4/58B:20	Rear Electronic Module REM	VO
12	11C/6:2	Fuse in passenger compartment fuse box, V70	BL-R	2/140:3	Relay, CNG/LPG, V70	BL-R
	54/25:9 54/24:9	Connector, LHD, XC90 Connector, RHD, XC90	Y	4/58B:19	Rear Electronic Module (REM) XC90	Y
13	4/56/B:6	Central Electronic Module CEM	GN-Y	4/58A:4	Rear Electronic Module REM	GN-Y
	53/454	Junction point, XC90	VO	2/157:4	Bass speaker system relay, XC90	VO
14	54/74:1	Connector	BL	11D/17:2	Fuse in cargo compartment fuse box	BL

54/40B
8-pin light gray

	Cargo compartment harness		Passenger compartment harness			
1	8/66:2	Left-hand inflatable curtain igniter, XC90	OR-W	4/9A:22/22	Control module, Supplemental Restraint System (SRS), XC90	OR-SB
2	8/66:1	Left-hand inflatable curtain igniter, XC90	OR	4/9A:21/21	Control module, Supplemental Restraint System (SRS), XC90	OR
3	8/94:2	Left-hand belt tensioner igniter, third row of seats, XC90	GN-OR	4/9A:11/11	Control module, Supplemental Restraint System (SRS), XC90	GN-OR
4	8/94:1	Left-hand belt tensioner igniter, third row of seats, XC90	OR	4/9A:12/12	Control module, Supplemental Restraint System (SRS), XC90	OR
5	8/96:2	Left-hand inflatable curtain igniter, third row of seats, XC90	OR-SB	4/9A:14/14	Control module, Supplemental Restraint System (SRS), XC90	BL-OR
6	8/96:1	Left-hand inflatable curtain igniter, third row of seats, XC90	OR	4/9A:13/13	Control module, Supplemental Restraint System (SRS), XC90	OR
7	-	-	-	-	-	-
8	-	-	-	-	-	-

Connectors

54/43 - 54/43B

54/43

14-pin light gray

No.	Passenger compartment harness		Cargo compartment harness		
1	-	-	-	-	-
2	54/21:11	Connector	Y	53/627	Junction point
3	54/21:10	Connector	GR	2/114:1	Unlocking relay, rear right
4	54/21:9	Connector	VO	2/115:1	Relay, deadlock, rear doors
5	6/33:3	Fuel pump	GN	4/58A:2	Rear Electronic Module (REM)
6	6/33:1	Fuel pump	BL	4/58A:8	Rear Electronic Module (REM)
7	20/34:2	Shunt, indicator CEM, right	GN-W	10/17B:1	Right rear lamp housing, V70
				54/51:9	Accessory wiring connector, XC90
8	-	-	-	-	-
9	53/525	Junction point	GR-W	16/58:1	Speaker, right-hand D-pillar
				53/652	Junction point
10	53/526	Junction point	GR	16/58:2	Speaker, right-hand D-pillar
				53/653	Junction point
11	4/56C:5	Central Electronic Module CEM	P	54/78:4	Connector
12	6/33:2	Fuel pump	BN	4/58A:10	Rear Electronic Module (REM)
13	4/56B:6	Central Electronic Module CEM	GN-Y	53/608	Junction point
				4/58A:4	Rear Electronic Module (REM)
14	-	-	-	-	-

54/43B

8-pin light gray

No.	Cargo compartment harness		Passenger compartment harness		
1	8/67:1	Right-hand inflatable curtain igniter, XC90	OR	4/9C:21/77	Control module, Supplemental Restraint System (SRS), XC90
2	8/67:2	Right-hand inflatable curtain igniter, XC90	OR-W	4/9C:22/78	Control module, Supplemental Restraint System (SRS), XC90
3	8/95:1	Right-hand belt tensioner igniter, third row of seats, XC90	OR	4/9C:13/69	Control module, Supplemental Restraint System (SRS), XC90
4	8/95:2	Right-hand belt tensioner igniter, third row of seats, XC90	OR-W	4/9C:14/70	Control module, Supplemental Restraint System (SRS), XC90
5	8/97:1	Right-hand inflatable curtain igniter, third row of seats, XC90	OR	4/9C:11/67	Control module, Supplemental Restraint System (SRS), XC90
6	8/97:2	Right-hand inflatable curtain igniter, third row of seats, XC90	GR-OR	4/9C:12/68	Control module, Supplemental Restraint System (SRS), XC90
7	54/98:2	Connector, XC90	VO	11C/10:2	Fuse in passenger compartment fuse box, XC90
8	-	-	-	-	-

54/44

4-pin orange

No.	Passenger compartment harness		Left-hand inflatable curtain harness			
1	4/9A:21/21	Control module, Supplemental Restraint System (SRS), V70	OR	8/66:1	Left-hand inflatable curtain igniter, V70	OR
2	4/9A:22/22	Control module, Supplemental Restraint System (SRS), V70	OR-SB	8/66:2	Left-hand inflatable curtain igniter, V70	OR-W
3	-		-	-		-
4	16/1A:9	Audio, V70	BL-W	16/16:2	Left-hand window antenna amplifier, V70	BL-W

54/45

2-pin orange

No.	Passenger compartment harness		Right-hand inflatable curtain harness			
1	4/9C:21/77	Control module, Supplemental Restraint System (SRS), V70	OR	8/67:1	Right-hand inflatable curtain igniter, V70	OR
2	4/9C:22/78	Control module, Supplemental Restraint System (SRS), V70	OR-SB	8/67:2	Right-hand inflatable curtain igniter, V70	OR-W

54/51

13-pin light gray

No.	Cargo compartment harness			Accessory wiring	
1	11D/15:2	Fuse in cargo compartment fuse box	BL	15l feed	-
2	11D/9:2	Fuse in cargo compartment fuse box	R	30 feed	-
3	-		-	-	-
4	2/79:1	Brake light relay	Y	Brake lights	-
5	2/83:1	Trailer fog light relay	P	Rear fog light	-
6	-		-	-	-
7	31/73	Ground connection	SB	Ground connection	-
8	53/609	Junction point	GR	Right-hand parking light	-
9	10/17B:1	Right rear lamp housing, V70	GN-W	Right-hand direction indicator	-
	54/43:7	Connector, XC90			
10	10/18B:1	Rear left lamp housing, V70	GN	Left-hand direction indicator	-
	54/40:7	Connector, XC90			
11	20/28:3	Shunt, position/parking lights REM	W	Left-hand position light	-
12	53/615	Junction point	BL	Reversing lights	-
13	-		-	-	-

Connectors

54/53 - 54/55

54/53

4-pin dark gray

No.	Engine harness ME7			Knock sensor		
1	4/46A:46	Engine Control Module (ECM)	BN-SB	7/24:1	Front knock sensor	-
2	4/46A:64	Engine Control Module (ECM)	SB	7/24:2	Front knock sensor	-
3	4/46A:45	Engine Control Module (ECM)	BN	7/23:1	Rear knock sensor	-
4	4/46A:67	Engine Control Module (ECM)	Y-SB	7/23:2	Rear knock sensor	-

54/54

8-pin dark gray

No.	Cargo compartment harness			Fuel tank harness CNG/LPG		
1	4/58B:5	Rear Electronic Module (REM), V70	GR-R	7/156:1	Pressure and temperature sensor CNG, V70	GR-R
2	4/58B:16	Rear Electronic Module (REM), V70	VO	7/156:2	Pressure and temperature sensor CNG, V70	VO
3	4/58C:1	Rear Electronic Module (REM), V70	Y	7/156:3	Pressure and temperature sensor CNG, V70	Y
4	4/58C:2	Rear Electronic Module (REM), V70	Y-GR	7/156:4	Pressure and temperature sensor CNG, V70	Y-GR
5	4/58A:2	Rear Electronic Module (REM), V70	GN	7/153:1	Fuel level sensor LPG, V70	GN-Y
6	53/608	Junction point, V70	BN	7/153:2	Fuel level sensor LPG, V70	BN
7	2/140:1	Relay, CNG/LPG, V70	Y-R	8/88:1 8/76:2	Solenoid, gas tan CNG rear Gas tank valve, V70	Y-R
8	53/604	Junction point, V70	SB	8/88:2 8/76:1	Solenoid, gas tan CNG rear Gas tank valve, V70	SB

54/55

3-pin black

No.	Engine compartment harness			Brake pressure sensor harness		
1	4/16:19	Brake Control Module (BCM), RHD	GN-BN	7/129:1	Brake pressure sensor 2, RHD	BN
2	4/16:20	Brake Control Module (BCM), RHD	GN-W	7/129:2	Brake pressure sensor 2, RHD	W
3	4/16:18	Brake Control Module (BCM), RHD	GR-W	7/129:3	Brake pressure sensor 2, RHD	GR

54/56

3-pin black

No.	Engine compartment harness			Brake pressure sensor harness		
1	4/16:21	Brake Control Module (BCM), RHD	BL-BN	7/139:1	Brake pressure sensor 1, RHD	BN
2	4/16:23	Brake Control Module (BCM), RHD	OR-W	7/139:2	Brake pressure sensor 1, RHD	W
3	4/16:22	Brake Control Module (BCM), RHD	GR-OR	7/139:3	Brake pressure sensor 1, RHD	GR

54/57

4-pin dark gray

No.	Engine compartment harness			Automatic transmission harness		
1	4/28A:41	Transmission Control Module (TCM), XC90	Y-SB	8/37:V	Automatic transmission, XC90	Y-SB
2	4/28A:59	Transmission Control Module (TCM), XC90	Y-R	8/37:S	Automatic transmission, XC90	Y-R
3	4/28A:39	Transmission Control Module (TCM), XC90	SB	7/62:2	Output speed sensor, XC90	SB
4	4/28A:57	Transmission Control Module (TCM), XC90	Y	7/62:1	Output speed sensor, XC90	Y

54/58

8-pin dark gray

No.	Engine compartment harness			Automatic transmission harness		
1	54/3LF:4	Connector, XC90	BL-Y	54/58:3	Connector, XC90	Y
2	53/331	Junction point, XC90	BN-SB	-		-
3	4/28A:44	Transmission Control Module (TCM), XC90	Y-GR	54/58:1	Connector, XC90	Y
4	53/331	Junction point, XC90	BN-SB	53/356	Junction point, XC90	SB
5	4/28A:46	Transmission Control Module (TCM), XC90	W	8/37:F	Automatic transmission, XC90	W
6	4/28A:64	Transmission Control Module (TCM), XC90	Y	8/37:G	Automatic transmission, XC90	Y
7	4/28A:45	Transmission Control Module (TCM), XC90	GN	8/37:H	Automatic transmission, XC90	GN
8	4/28A:63	Transmission Control Module (TCM), XC90	BL	8/37:J	Automatic transmission, XC90	BL

Connectors

54/59 - 54/66.1

54/59

6-pin dark gray

No.	Engine compartment harness			Automatic transmission harness		
1	4/28A:50	Transmission Control Module (TCM), XC90	GN-W	8/37:A	Automatic transmission, XC90	GN-W
2	4/28A:68	Transmission Control Module (TCM), XC90	BN-W	8/37:B	Automatic transmission, XC90	BN-W
3	4/28A:48	Transmission Control Module (TCM), XC90	W-SB	-	-	-
4	4/28A:47	Transmission Control Module (TCM), XC90	R-W	-	-	-
5	4/28A:66	Transmission Control Module (TCM), XC90	BL-W	-	-	-
6	4/28A:65	Transmission Control Module (TCM), XC90	GR-OR	8/37:U	Automatic transmission, XC90	GR-OR

54/60

8-pin dark gray

No.	Engine compartment harness			Automatic transmission harness		
1	4/28A:51	Transmission Control Module (TCM), XC90	BN	8/37:T	Automatic transmission, XC90	BN
2	4/28A:69	Transmission Control Module (TCM), XC90	Y-W	-	-	-
3	4/28A:52	Transmission Control Module (TCM), XC90	GR	8/37:C	Automatic transmission, XC90	GR
4	4/28A:70	Transmission Control Module (TCM), XC90	VO-W	8/37:D	Automatic transmission, XC90	VO-W
5	4/28A:49	Transmission Control Module (TCM), XC90	GN-R	-	-	-
6	4/28A:67	Transmission Control Module (TCM), XC90	BN-SB	-	-	-
7	4/28A:37	Transmission Control Module (TCM), XC90	BL-R	8/37:L	Automatic transmission, XC90	BL-R
8	4/28A:55	Transmission Control Module (TCM), XC90	BL-SB	8/37:M	Automatic transmission, XC90	BL-SB

54/66.1

2-pin light gray

	Cargo compartment harness			Bass speaker harness		
1	53/605	Junction point, XC90	SB	16/79A:1	Subwoofer Module (SUB), XC90	SB
2	2/157:1	Bass speaker system relay, XC90	R-W	16/79A:3	Subwoofer Module (SUB), XC90	RW

54/66.2
2-pin black

	Cargo compartment harness			Bass speaker harness		
1	54/109:2	Connector, XC90	OR	16/79B:1	Subwoofer Module (SUB), XC90	OR
2	16/110B:1	Antenna control module ATM, XC90	OR	16/79B:2	Subwoofer Module (SUB), XC90	OR

54/74
4-pin light gray

No.	Passenger compartment harness			Harness, Differential Electronic Module DEM		
1	54/40:14	Connector	BL	4/82:1	Differential Electronic Module DEM	BL-R
2	53/512	Junction point	W	4/82:8	Differential Electronic Module DEM	W
3	53/513	Junction point	GN	4/82:7	Differential Electronic Module DEM	GN
4	53/500	Junction point	SB	4/82:2	Differential Electronic Module DEM	BN

54/78
14-pin light gray

No.	Trunk lid/tailgate harness			Cargo compartment harness		
1	9/2C:1	Heated rear window, V70	R	2/82:3	Relay, heated rear window	R
	9/2C:1	Heated rear window, XC90	W			
2	10/3:1	License plate lighting, V70	GR	53/609	Junction point	GR
	10/3:1	License plate lighting, XC90	W			
3	10/19:1	Auxiliary brake light, V70	Y	4/58D:4	Rear Electronic Module REM	Y-R
	10/19:1	Auxiliary brake light, XC90	W			
4	3/78:1	Tailgate lock unit, V70	P	54/43:11	Connector	P
	3/78:1	Tailgate lock unit, XC90	W			
5	10/173:2	Cargo compartment lighting, tailgate, XC90	W	4/58E:2	Rear Electronic Module (REM) XC90	W
6	10/3:2	License plate lighting, V70	SB	53/601	Junction point	SB
	53/606	Junction point, XC90	W			
7	6/32:3	Rear window wiper motor, V70	SB	53/601	Junction point	SB
	6/32:3	Rear window wiper motor, XC90	W			
8	6/32:1	Rear window wiper motor, V70	Y	2/72:1	Relay, rear window wiper	Y
	6/32:1	Rear window wiper motor, XC90	W			
9	6/32:2	Rear window wiper motor	W	2/16:1	Relay, intermittent rear window wiping on/off	W
continues						

Connectors

54/78:10 -14 - 54/106

54/78

14-pin light gray

No.	Trunk lid/tailgate harness			Cargo compartment harness		
10	3/78:7	Tailgate lock unit, V70	Y	53/627	Junction point	Y
	3/78:5	Tailgate lock unit, XC90	W			
11	3/78:6	Tailgate lock unit, V70	GR	2/87:1	Unlocking relay, tailgate	GR
	3/78:4	Tailgate lock unit, XC90	W			
12	-	-	-	-	-	-
13	-	-	-	-	-	-
14	7/137B:1	Glass breakage sensor, tailgate, V70	SB	31/47 53/605	Ground connection Junction point	SB
	9/2B:1	Heated rear window, V70				
	9/2B:1	Heated rear window, XC90	W			

54/98

5-pin green

No.	Cargo compartment harness			Accessory wiring		
1	11D/10:2	Fuse in cargo compartment fuse box, XC90	R-W	30 feed		-
2	54/43B:7	Connector, XC90	VO	X-feed		-
3	53/615	Junction point, XC90	BL	Reversing lights		-
4	-	-	-	-		-
5	53/604	Junction point, XC90	SB	Ground connection		-

54/106

4-pin light gray

No.	Cargo compartment harness			Harness, fuel tank CNG front		
1	2/140:1	Relay, CNG/LPG, V70	Y-R	8/89:1	Solenoid, front left CNG fuel tank, V70	Y-R
				8/90:1	Solenoid, front right CNG fuel tank, V70	
2	53/604	Junction point, V70	SB	8/89:2	Solenoid, front left CNG fuel tank, V70	SB
				8/90:2	Solenoid, front right CNG fuel tank, V70	
3	-	-	-	-	-	-
4	-	-	-	-	-	-

54/107
10-pin light gray

No.	Four-C rear harness			Passenger compartment harness		
1	8/23:1	Shock absorber, Four-C, RR, V70	GN-GR	4/84A:5	Suspension Module (SUM), V70	GN-GR
2	8/23:2	Shock absorber, Four-C, RR, V70	W	4/84A:4	Suspension Module (SUM), V70	W
3	7/120:1	Angle sensor, Four-C/Bi-Xenon, RL, V70	GR	4/84A:23	Suspension Module (SUM), V70	GR
	7/121:1	Angle sensor, Four-C, RR, V70				
4	7/121:4	Angle sensor, Four-C, RR, V70	Y	4/84A:14	Suspension Module (SUM), V70	Y
5	7/121:5	Angle sensor, Four-C, RR, V70	P	53/569	Junction point, V70	R
6	7/120:5	Angle sensor, Four-C/Bi-Xenon, RL, V70	R-W	4/84A:25	Suspension Module (SUM), V70	R-W
7	7/120:4	Angle sensor, Four-C/Bi-Xenon, RL, V70	Y-R	4/84A:28	Suspension Module (SUM), V70	Y-R
8	8/22:1	Shock absorber, Four-C, RL, V70	GN-GR	4/84A:2	Suspension Module (SUM), V70	GN-GR
9	8/22:2	Shock absorber, Four-C, RL, V70	BL	4/84A:1	Suspension Module (SUM), V70	BL
10	-		-			-

54/109
2-pin black

	Cargo compartment harness			Passenger compartment harness		
1	16/110B:2	Antenna control module ATM, XC90	OR	16/94C:1	Infotainment Control Module (ICM), XC90	OR
2	16/110B:1	Antenna control module ATM, XC90	OR	16/105D:2	Audio control module (AUD), XC90	OR
	54/66.2:1	Connector, XC90				

54/112
4-pin light gray

No.	Passenger compartment harness			Accessory wiring		
1	11C/37:2	Fuse in passenger compartment fuse box, without MP, XC90	VO-W	30 feed		-
	53/452	Junction point, MP2, XC90				
2	53/454	Junction point, XC90	VO	Extended D-feed		-
3	-		-			-
4	53/438	Junction point, XC90	BN	Ground connection		-

Connectors

54/113 - 54/124

54/113

2-pin dark gray

No.	Engine compartment harness		Left front impact sensor harness			
1	54/3LE:5	Connector, XC90	OR	7/179:1	LH front impact sensor, XC90	OR-SB
2	54/3LE:4	Connector, XC90	OR-SB	7/179:2	LH front impact sensor, XC90	OR

54/117

2-pin orange

No.	Passenger compartment harness		Seatbelt tensioner harness			
1	4/9C:24/80	Control module, Supplemental Restraint System (SRS), XC90	OR	8/62:1	Center rear belt tensioner igniter, XC90	OR
2	4/9C:23/79	Control module, Supplemental Restraint System (SRS), XC90	GN-OR	8/62:2	Center rear belt tensioner igniter, XC90	GN-OR

54/122

2-pin dark gray

No.	Engine compartment harness		Right front impact sensor harness			
1	54/3LG:1	Connector, XC90	GN-OR	7/178:1	RH front impact sensor, XC90	OR-SB
2	54/3LG:2	Connector, XC90	OR	7/178:2	RH front impact sensor, XC90	OR

54/123

3-pin black

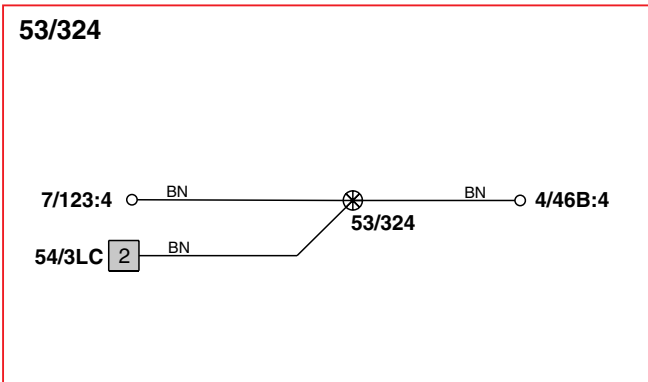
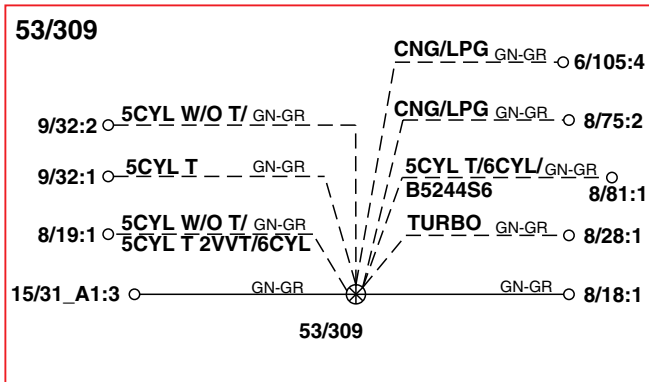
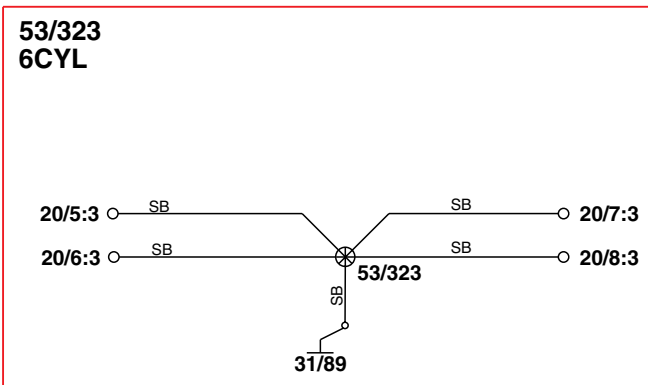
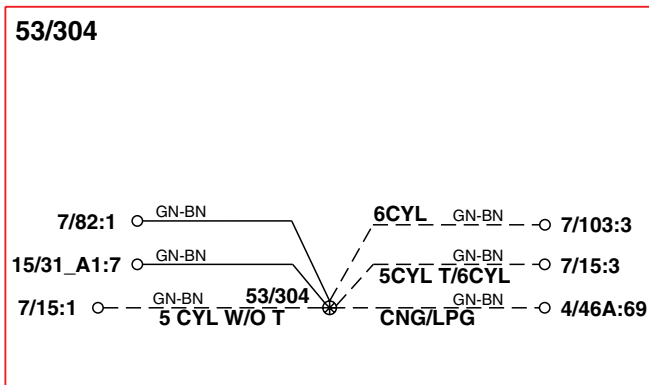
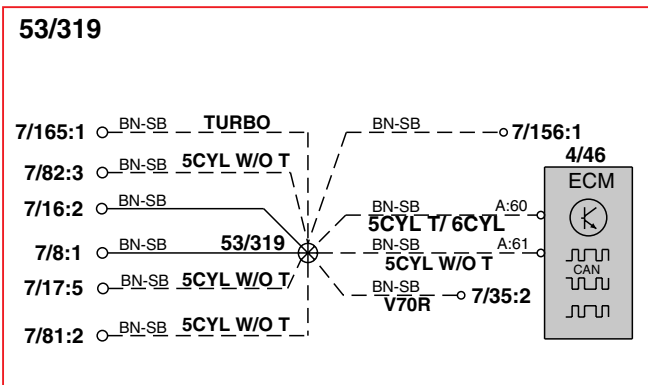
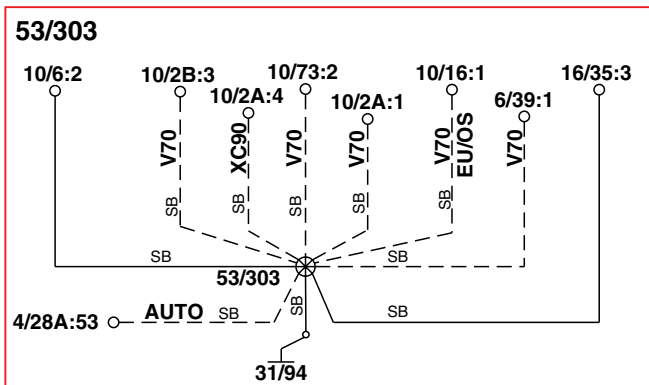
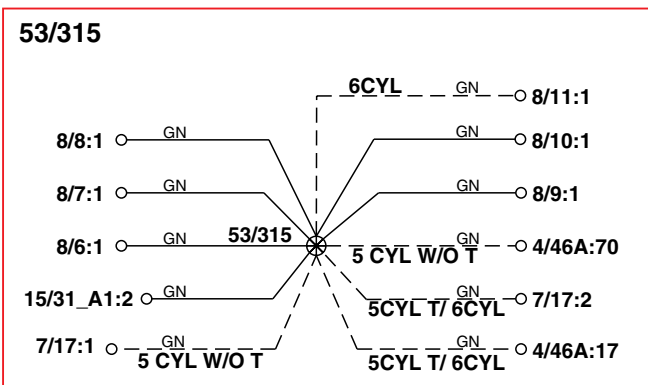
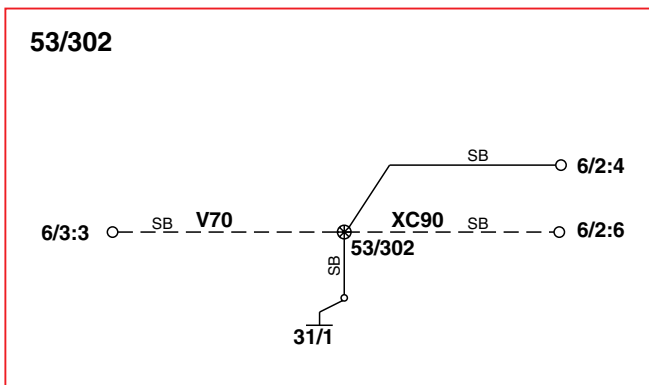
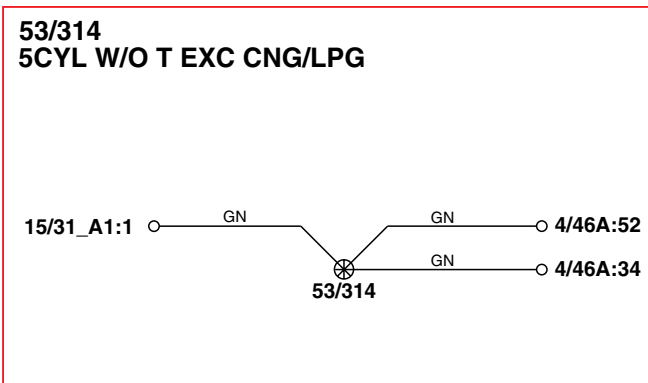
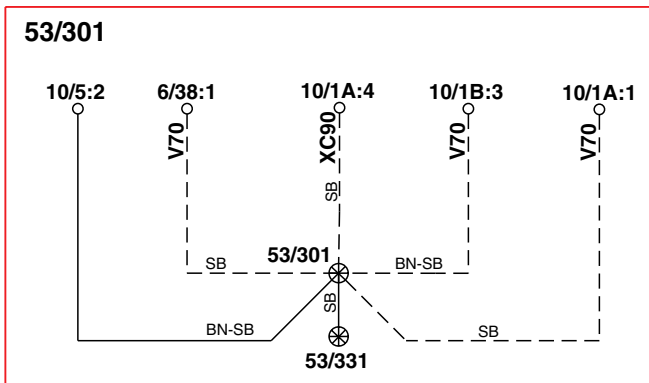
No.	Engine harness Diesel		Pressure sensor harness			
1	4/46:A:58	Engine Control Module (ECM), XC90	GN-Y	7/162:1	Fuel line pressure sensor, XC90	GN-Y
2	4/46:A:22	Engine Control Module (ECM), XC90	GN-SB	7/162:2	Fuel line pressure sensor, XC90	GN-SB
3	4/46:A:40	Engine Control Module (ECM), XC90	GN-W	7/162:3	Fuel line pressure sensor, XC90	GN-W

54/124

3-pin light gray

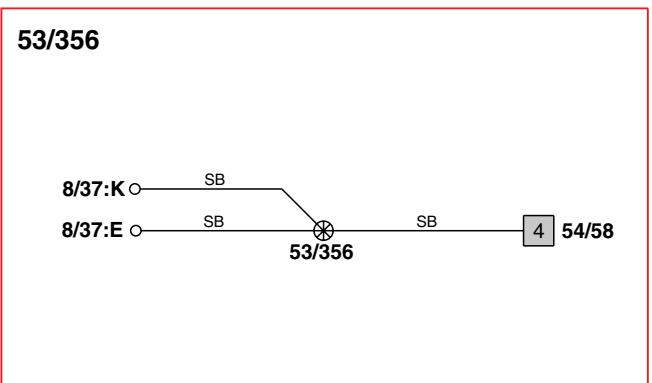
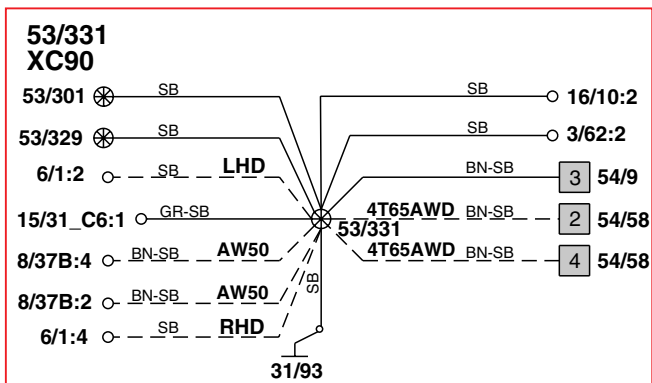
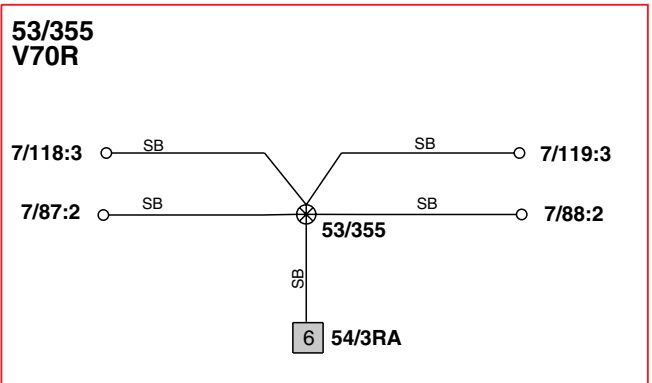
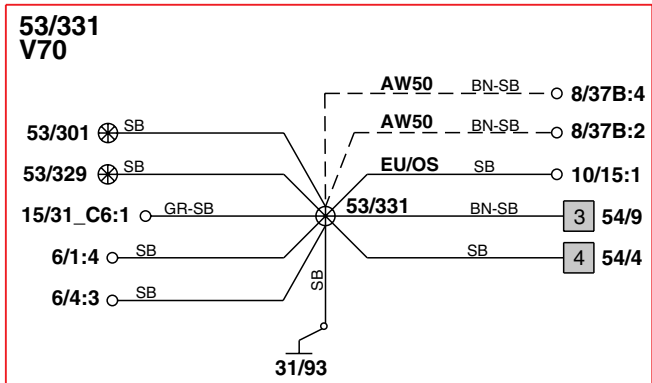
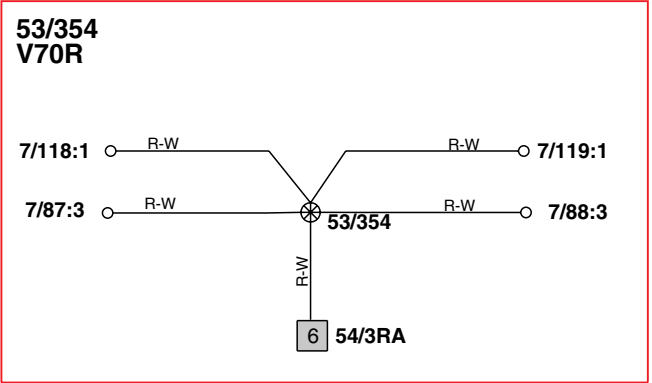
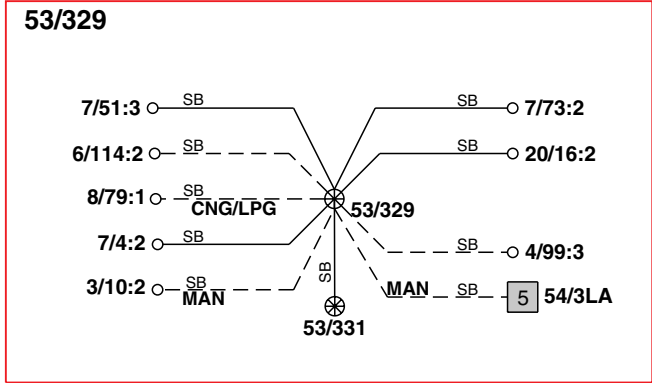
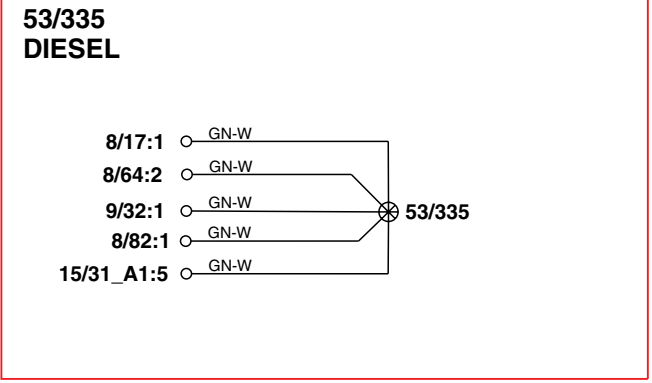
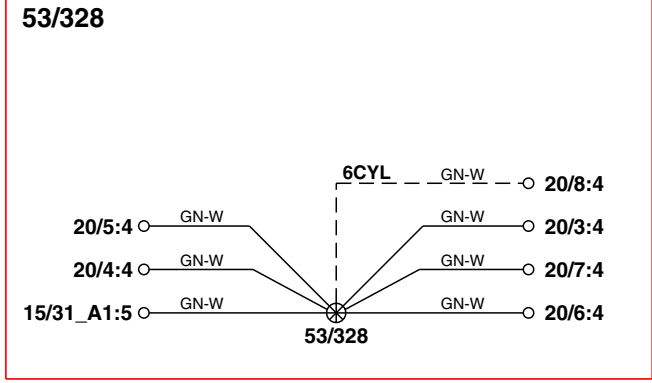
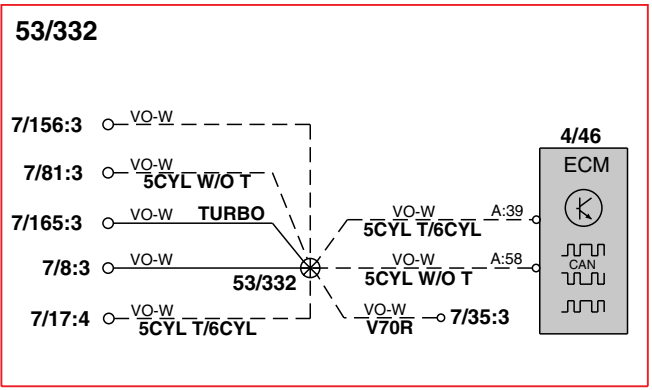
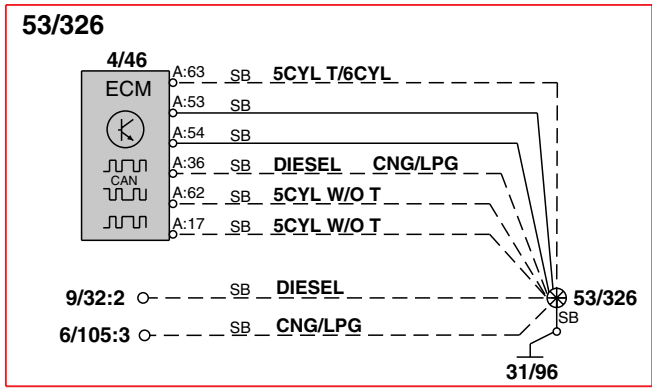
No.	Cargo compartment harness		Adapter wiring, fuel tank			
1	6/31:1	Feed pump, ejectors, V70	BL	53/578	Junction point, V70	BL
2	-	-	-	-	-	-
3	-	-	-	-	-	-

Junction points 53/301 - 53/324



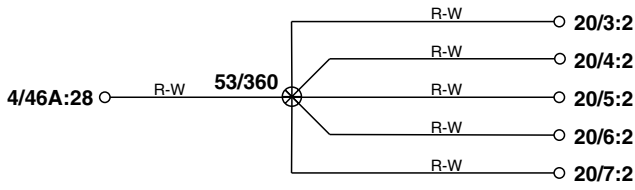
Junction points

53/326 - 53/356

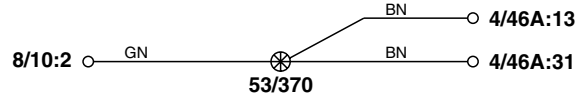


Junction points 53/360 - 53/374

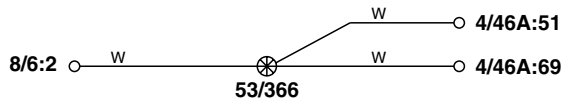
**53/360
5CYL W/O T**



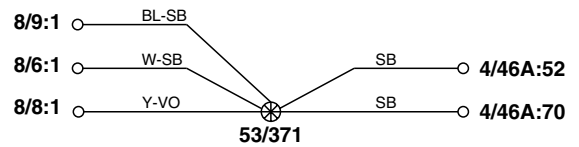
**53/370
CYL 5
DIESEL**



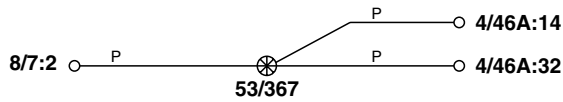
**53/366
CYL 1
DIESEL**



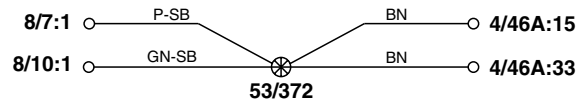
**53/371
DIESEL**



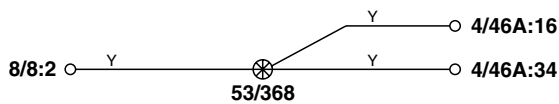
**53/367
CYL 2
DIESEL**



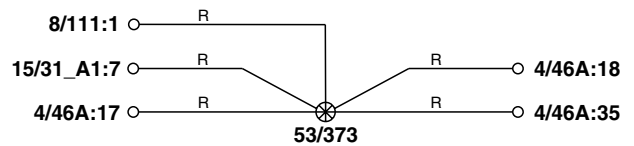
**53/372
DIESEL**



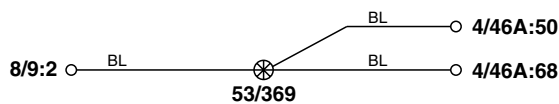
**53/368
CYL 3
DIESEL**



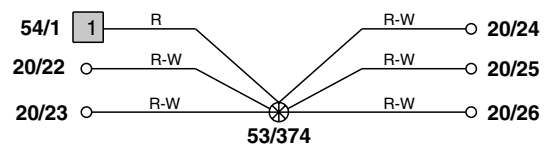
**53/373
DIESEL**



**53/369
CYL 4
DIESEL**

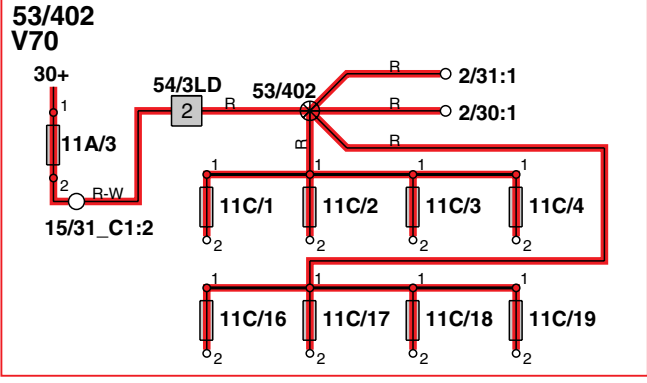
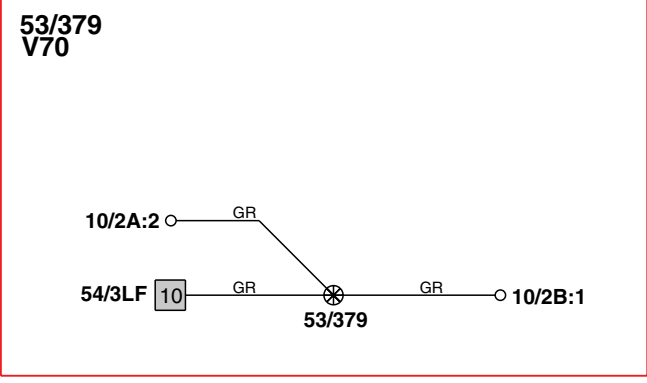
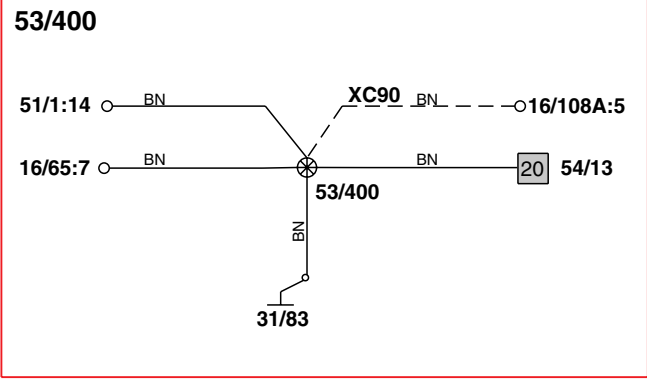
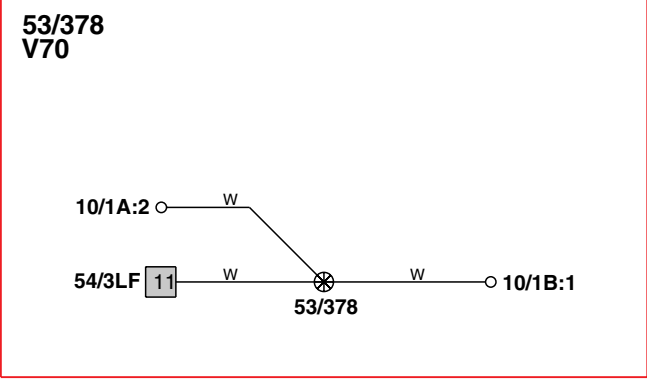
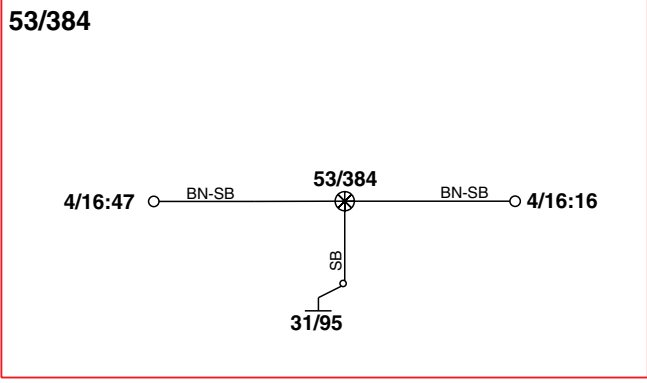
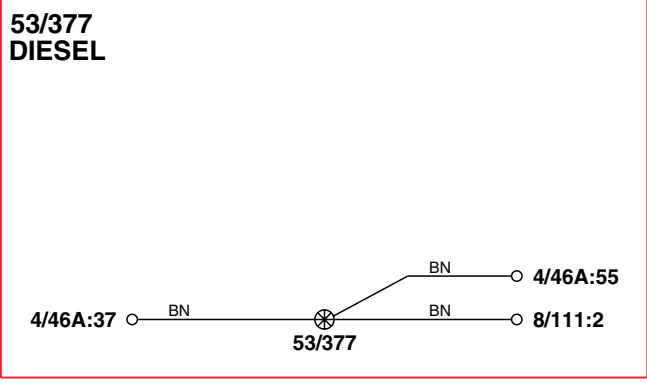
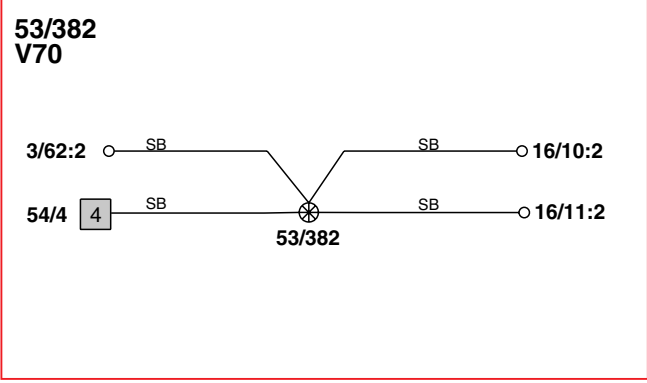
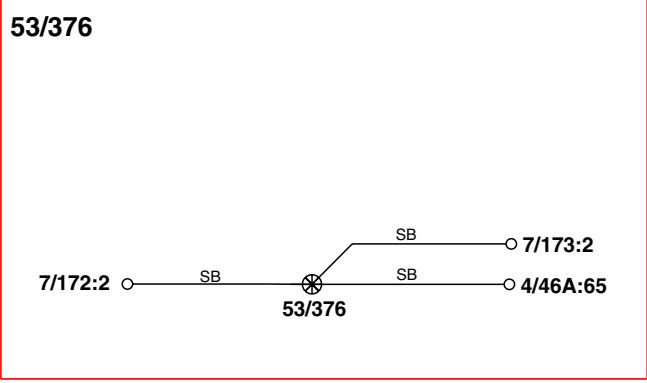
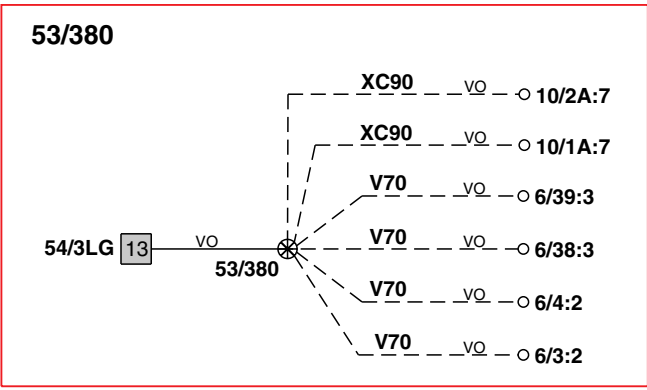
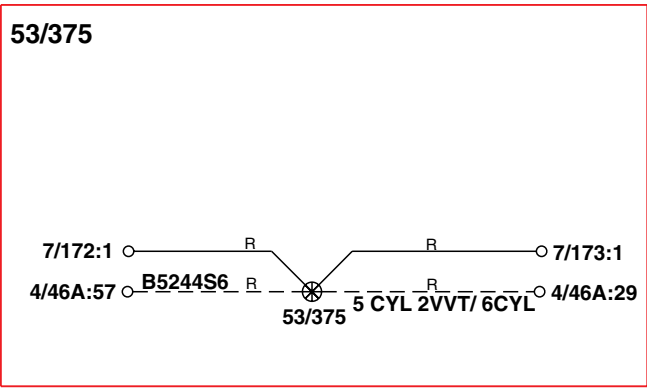


**53/374
DIESEL**

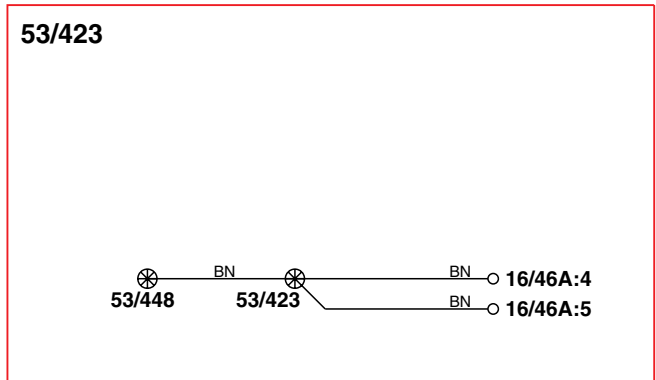
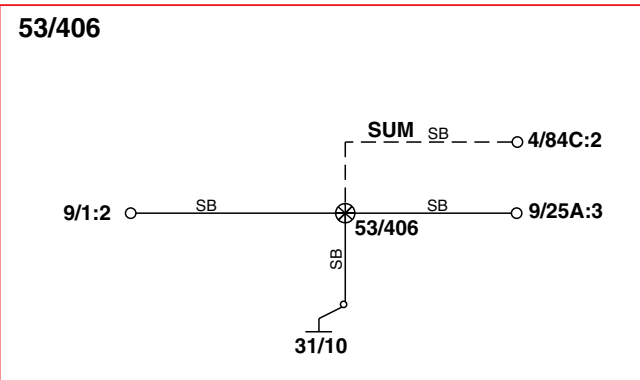
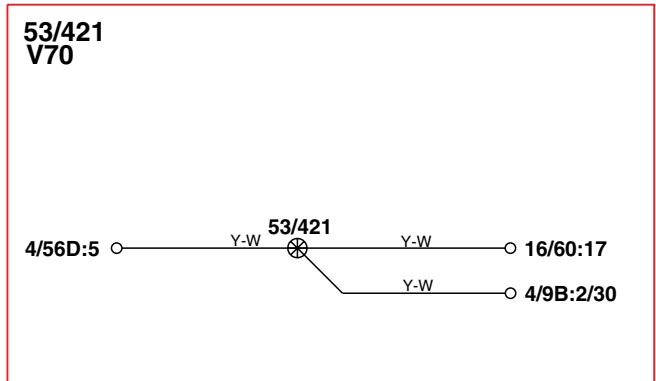
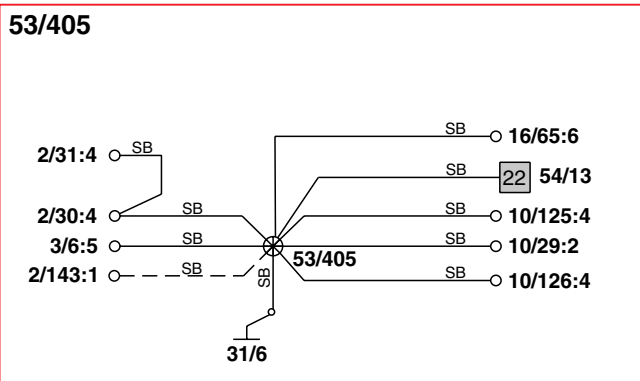
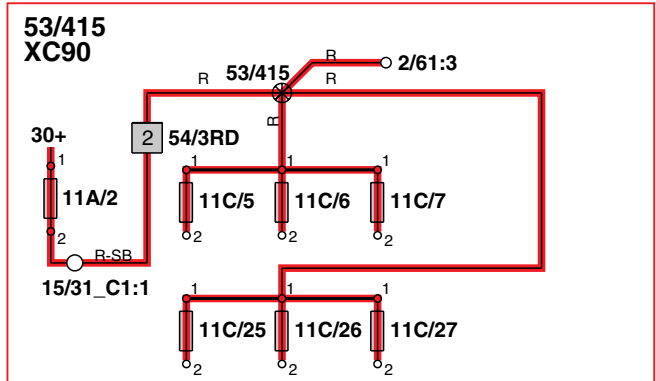
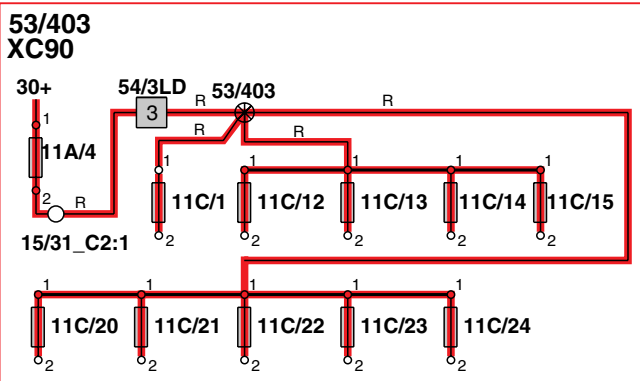
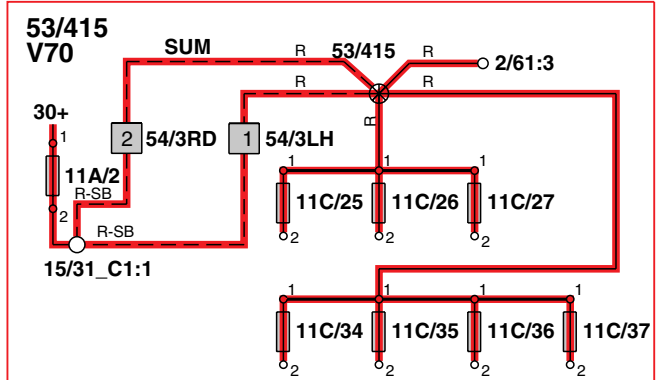
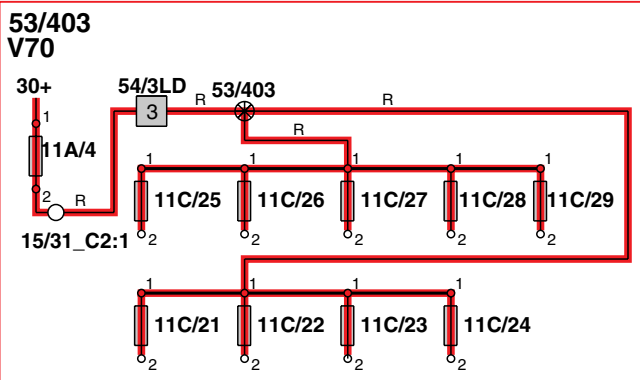
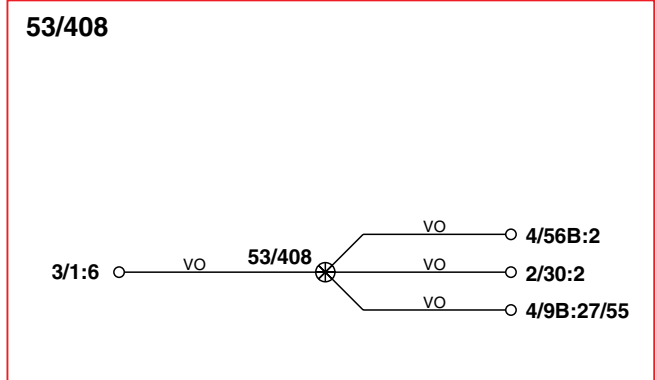
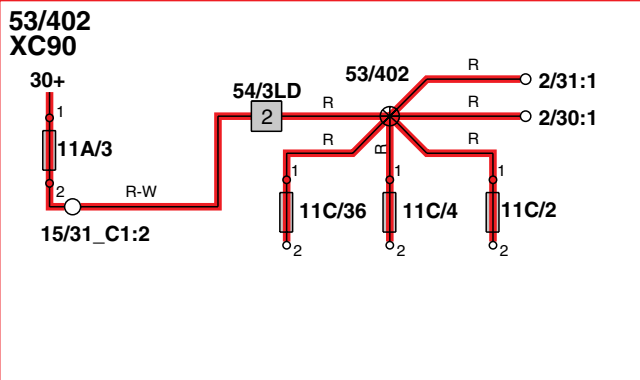


Junction points

53/375 - 53/402 V70



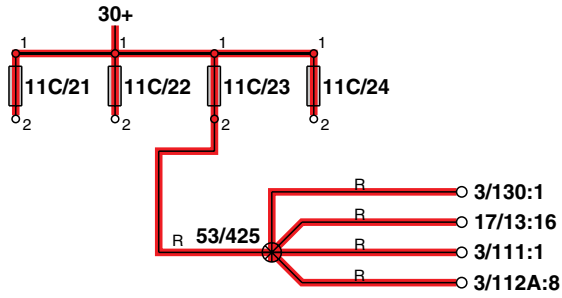
Junction points 53/402 XC90 - 53/423



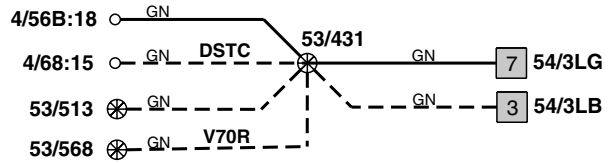
Junction points

53/425 - 53/436

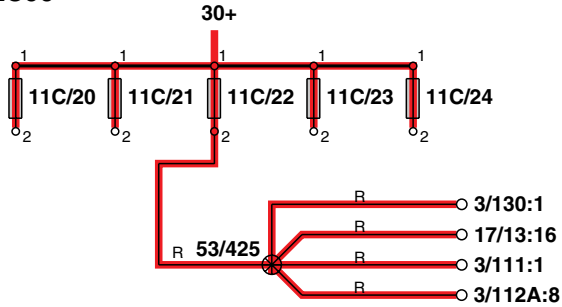
53/425
V70



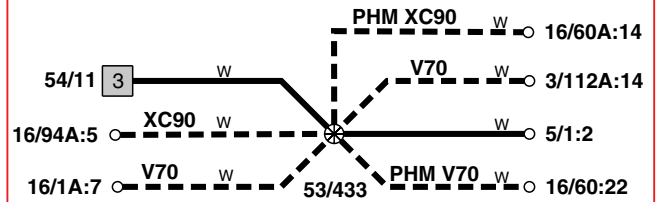
53/431



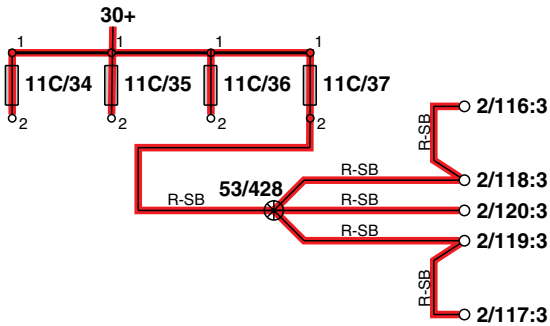
53/425
XC90



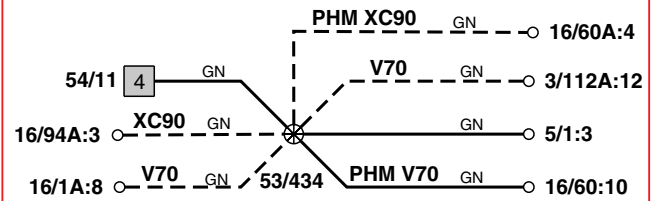
53/433



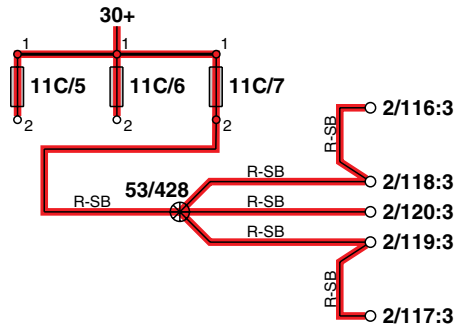
53/428
V70



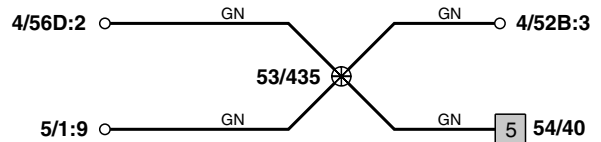
53/434



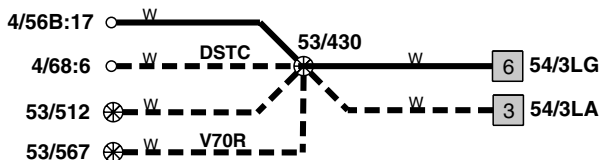
53/428
XC90



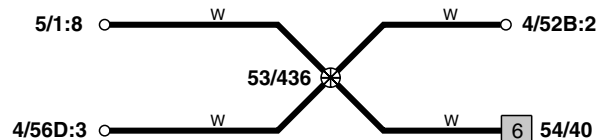
53/435



53/430

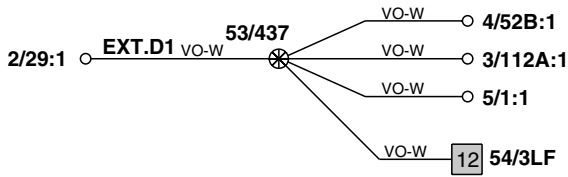


53/436

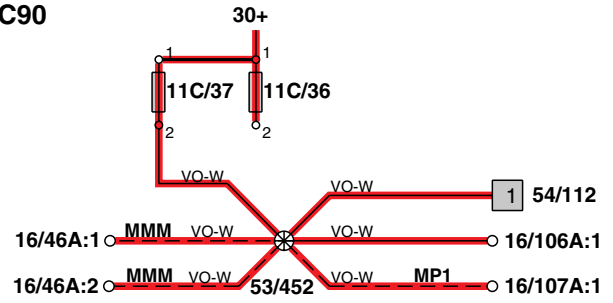


Junction points 53/437 - 53/503

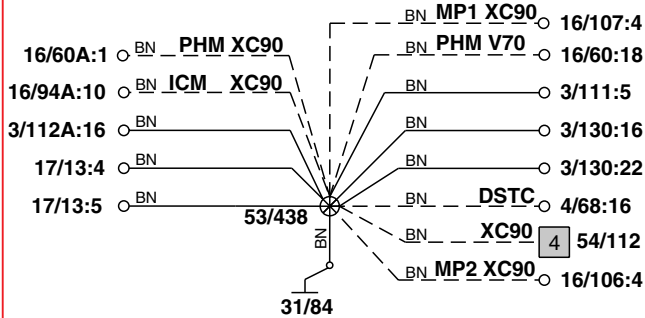
53/437



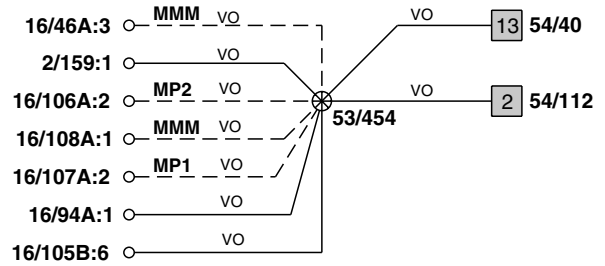
53/452
XC90



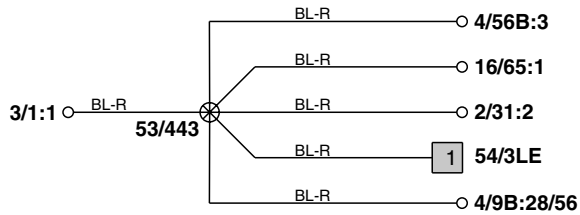
53/438



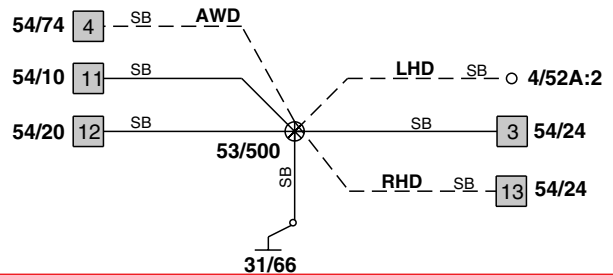
53/454
XC90



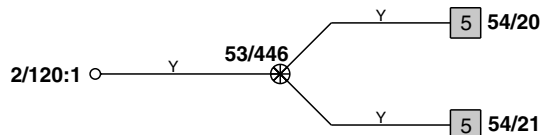
53/443



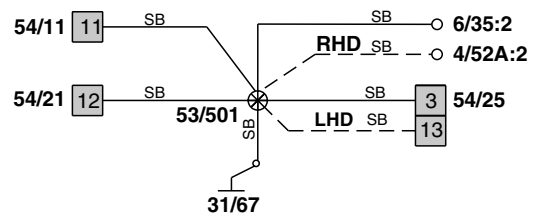
53/500



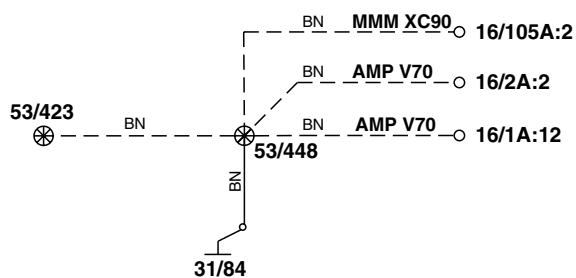
53/446



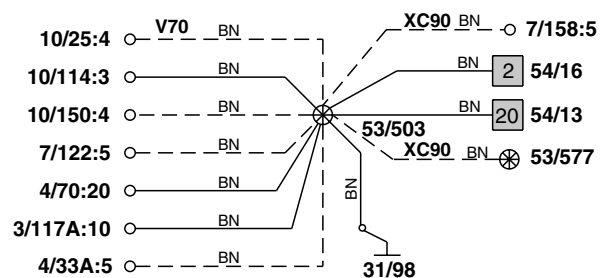
53/501



53/448



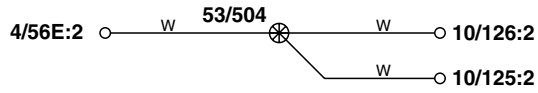
53/503



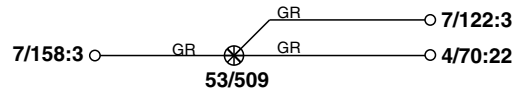
Junction points

53/504 - 53/515

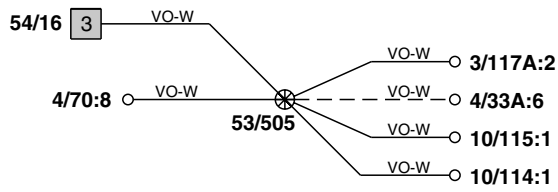
53/504



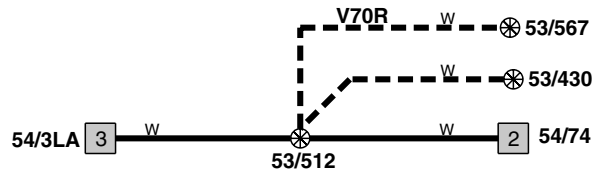
53/509
XC90



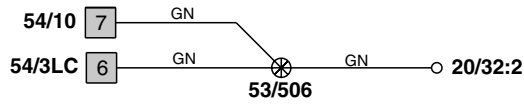
53/505



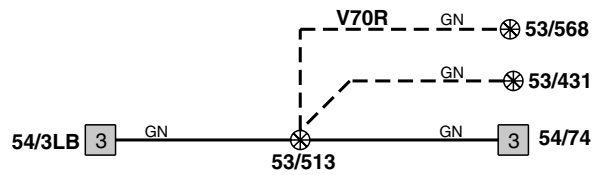
53/512



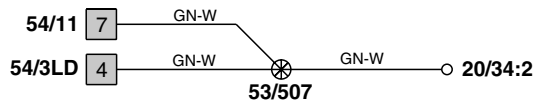
53/506
XC90



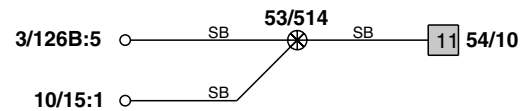
53/513



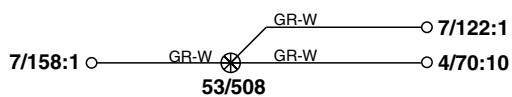
53/507
XC90



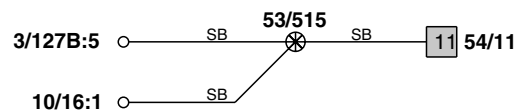
53/514
XC90



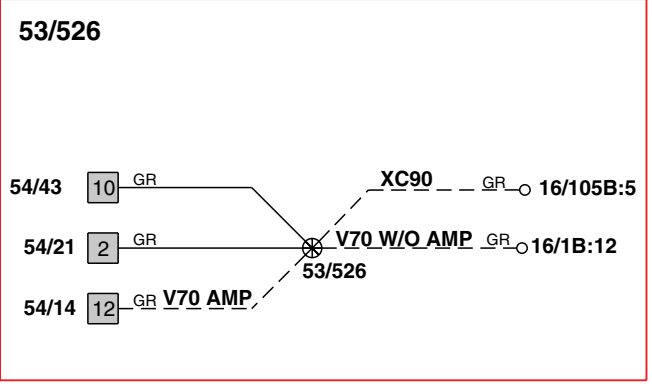
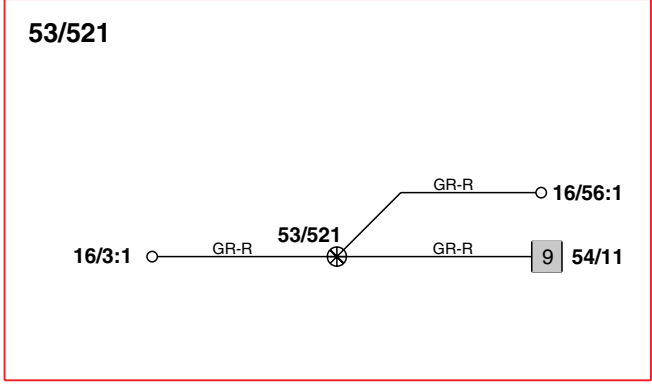
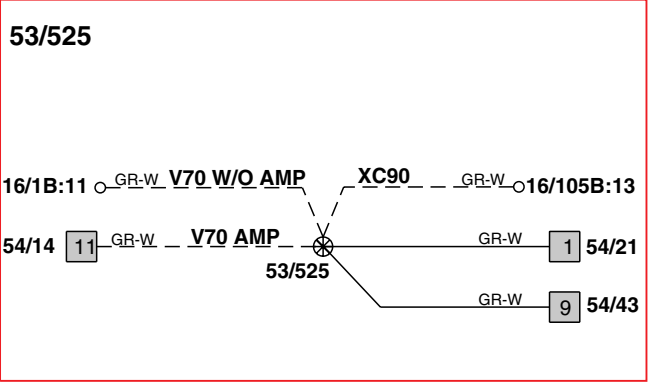
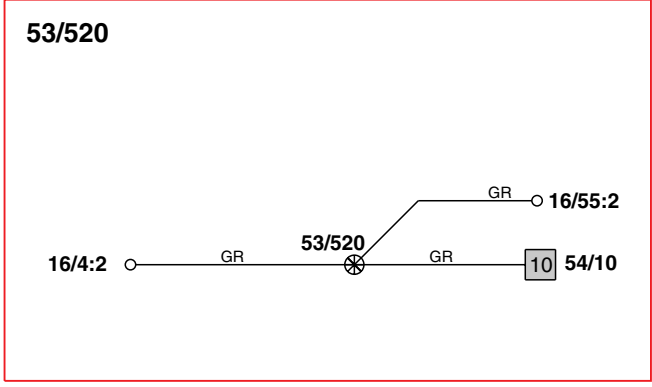
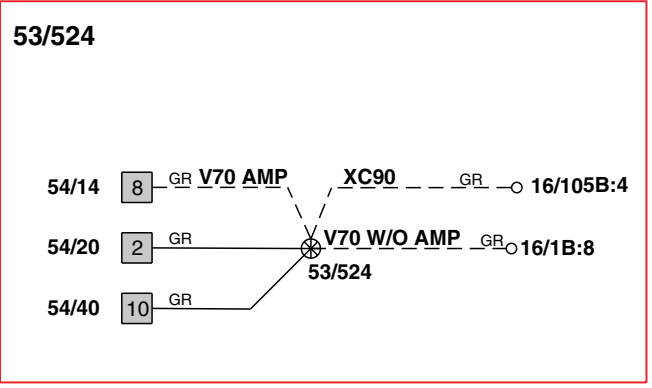
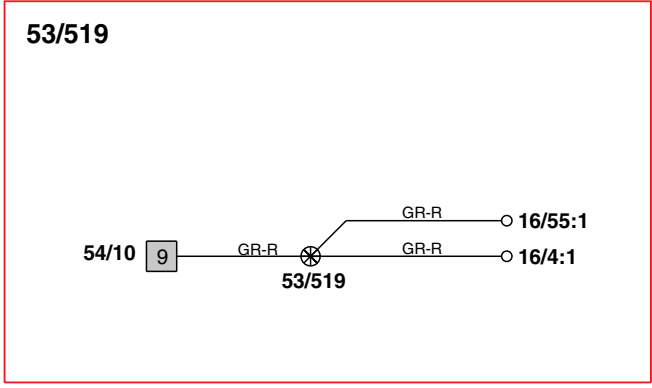
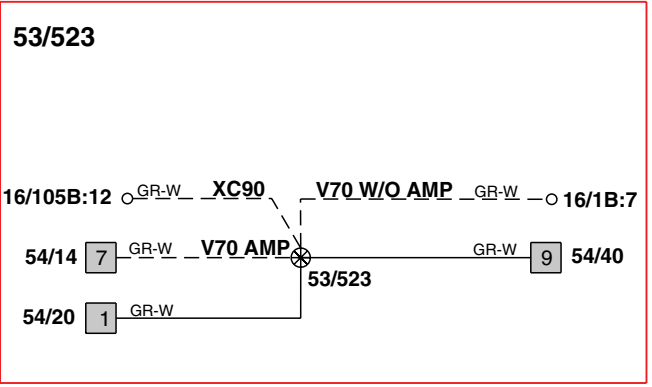
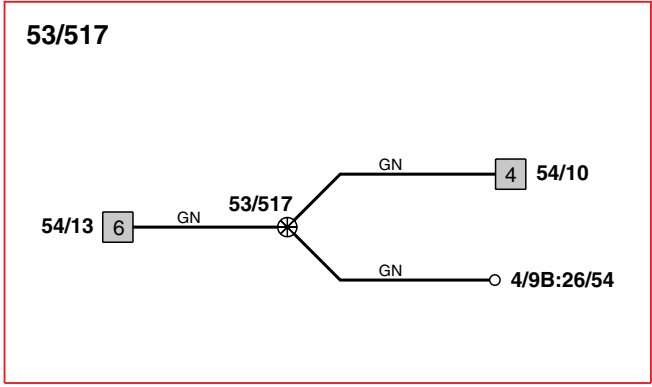
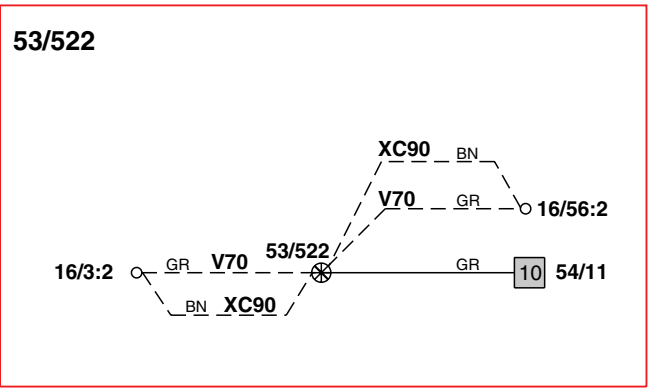
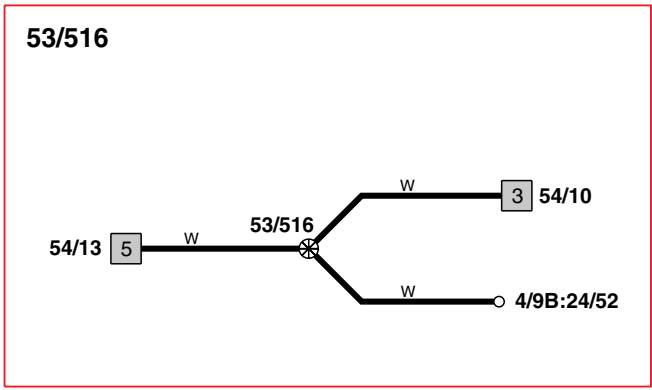
53/508
XC90



53/515
XC90

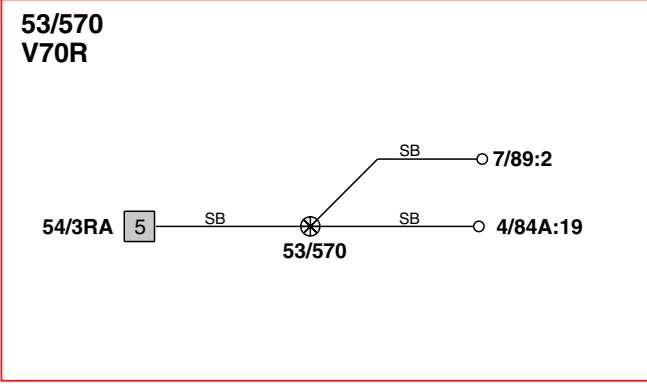
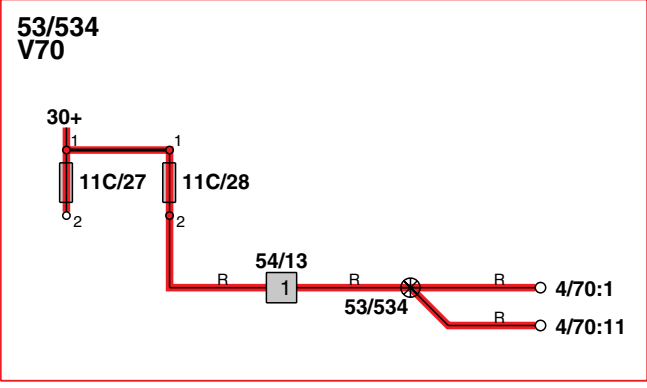
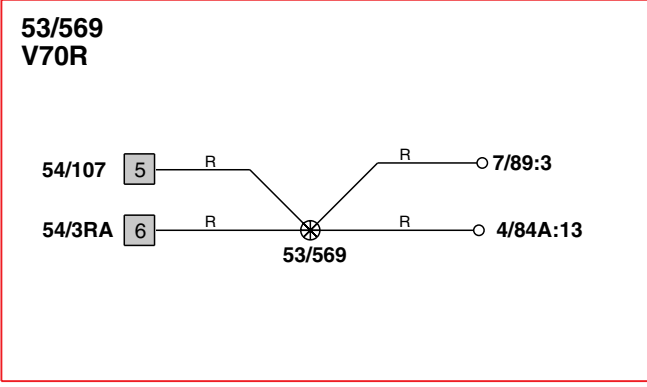
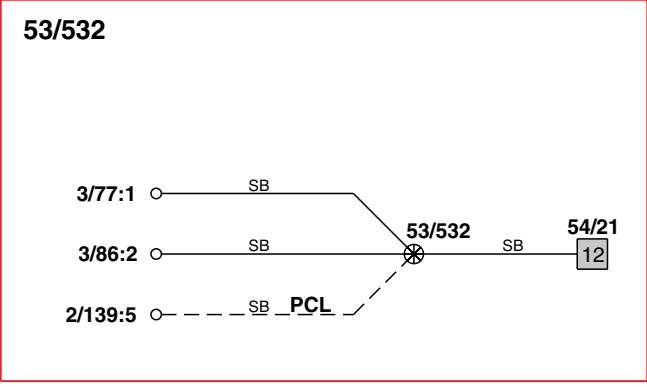
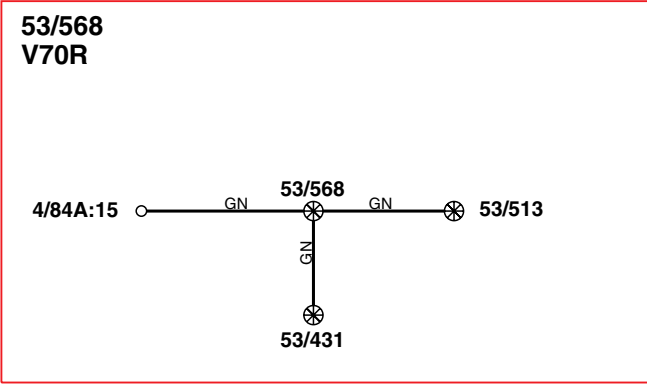
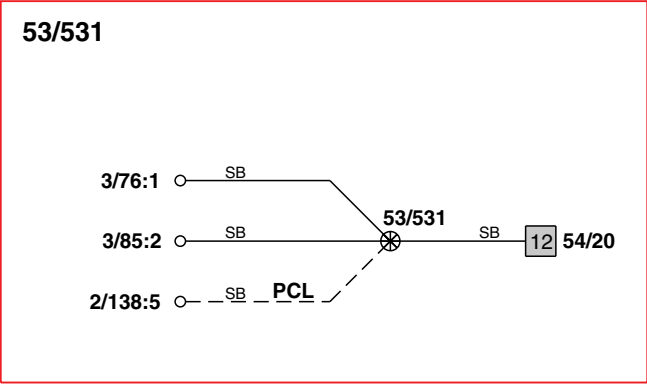
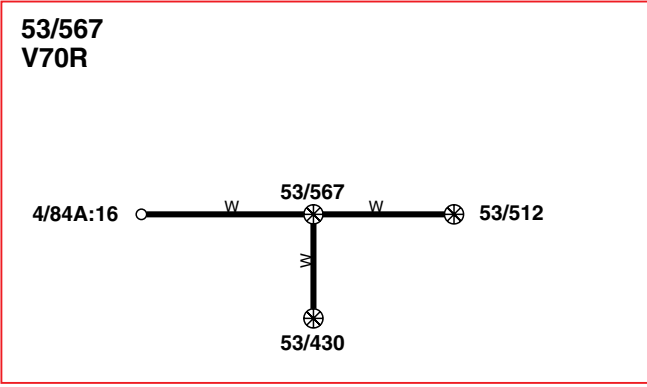
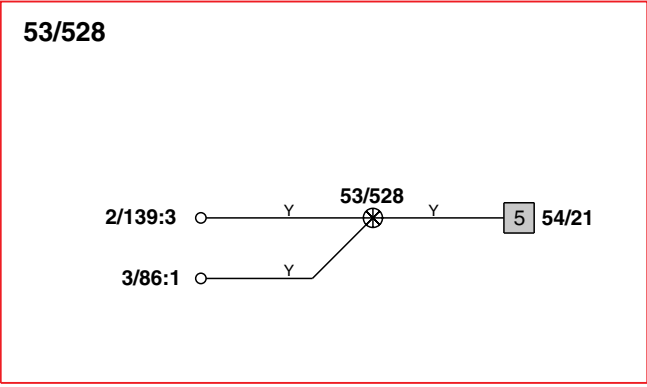
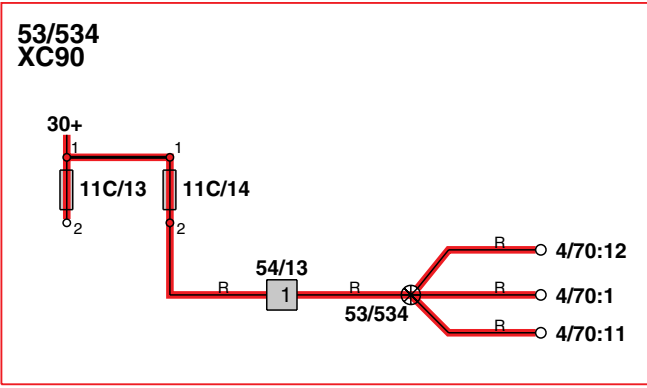
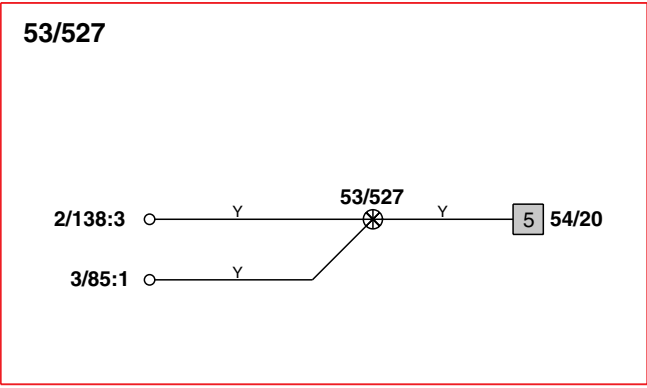


Junction points 53/516 - 53/526

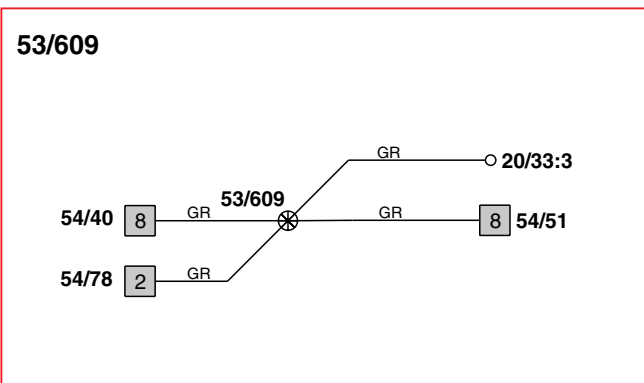
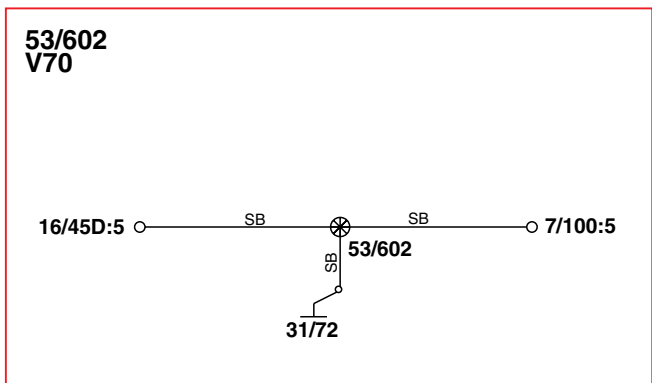
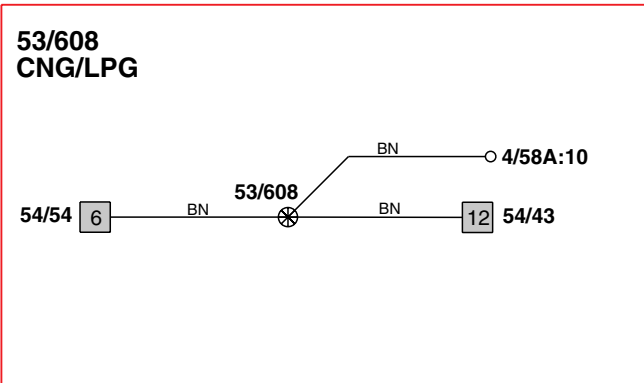
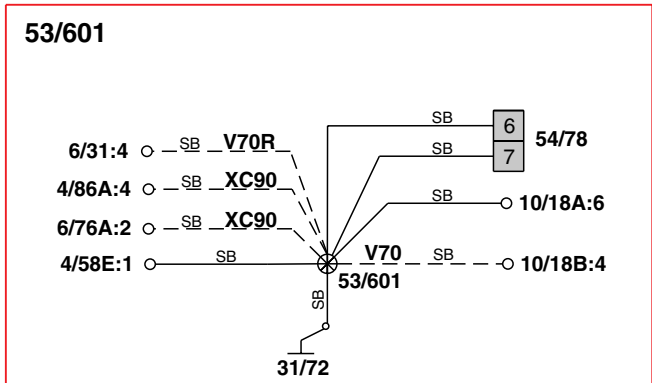
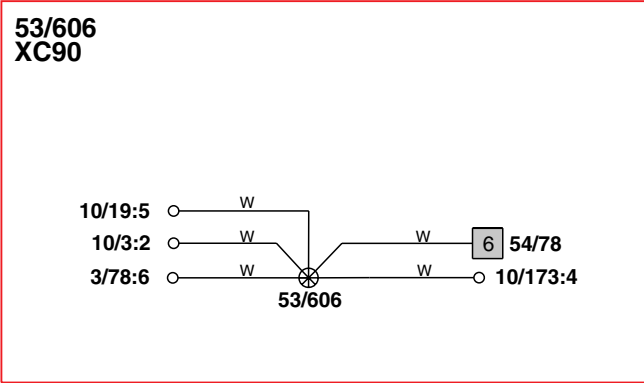
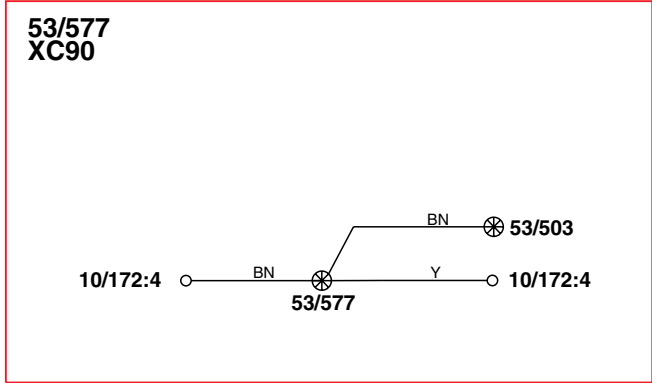
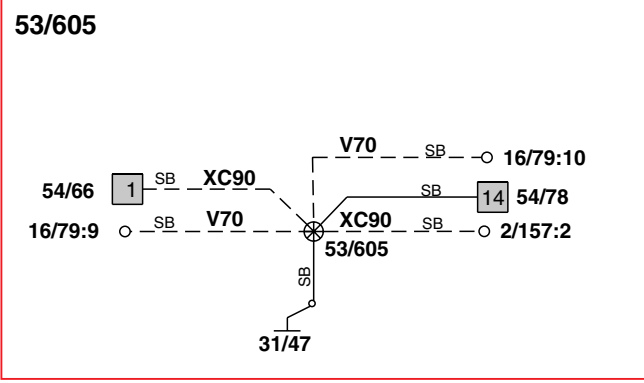
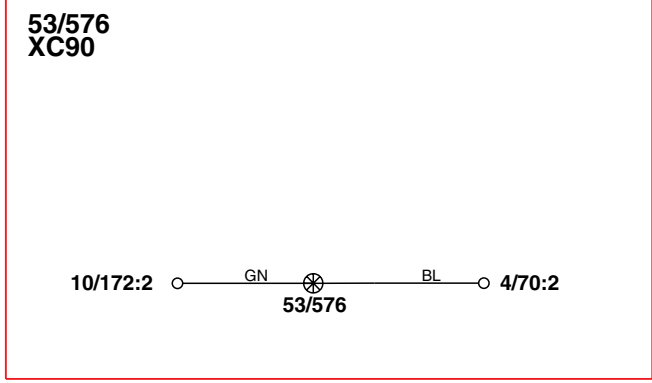
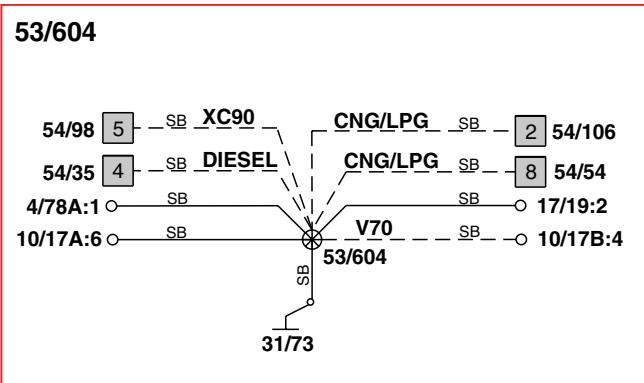
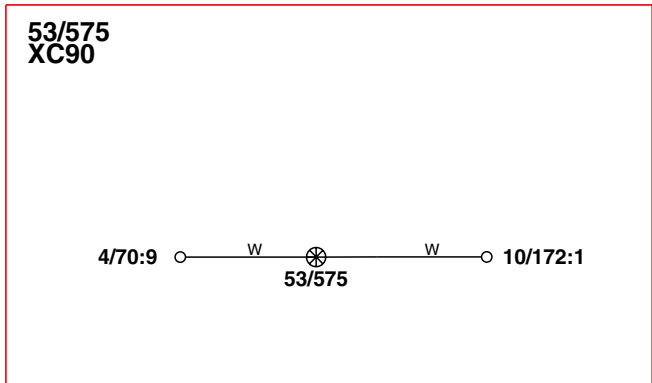


Junction points

53/527 - 53/570

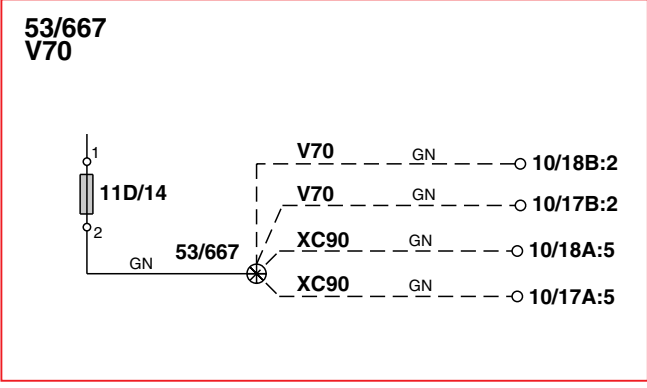
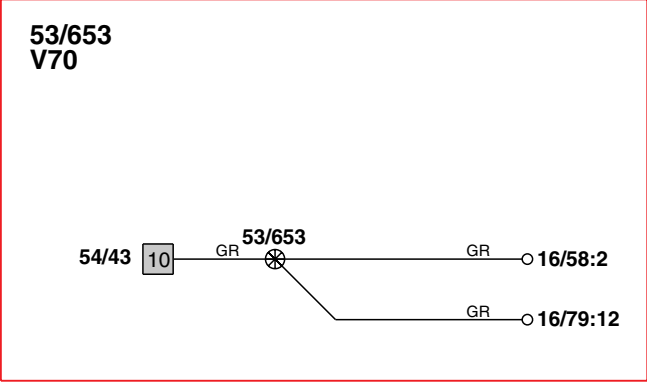
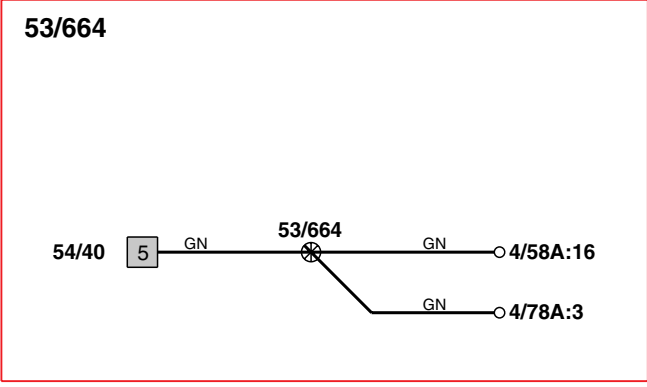
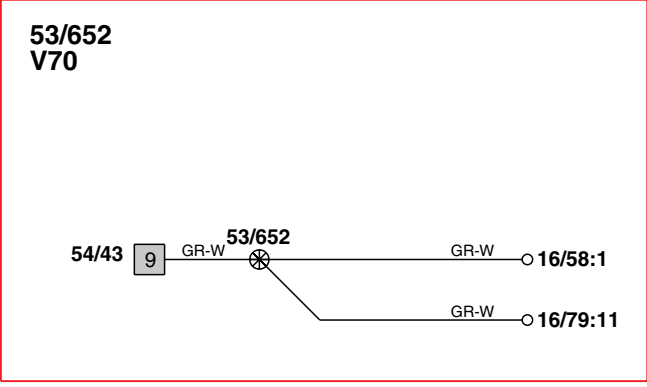
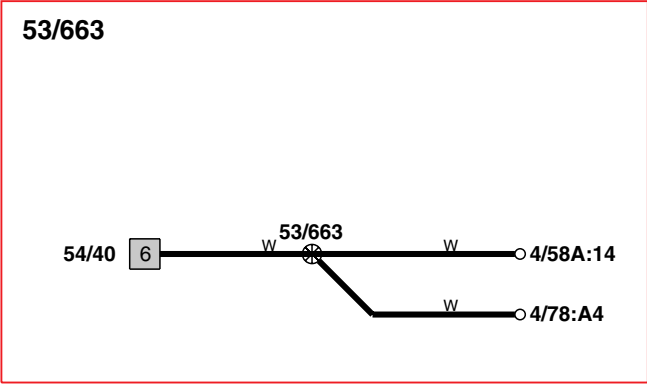
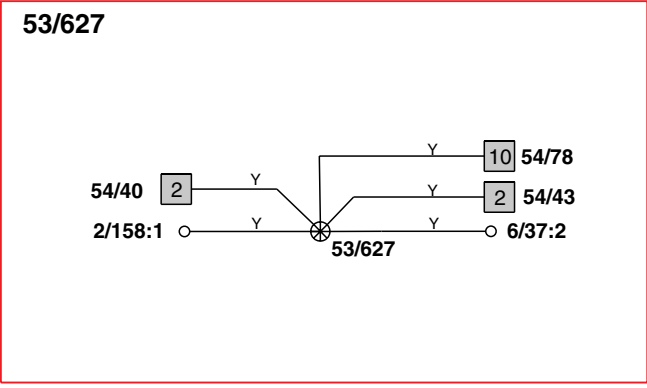
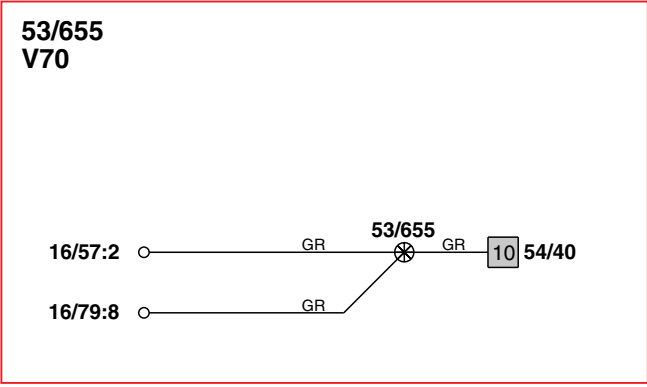
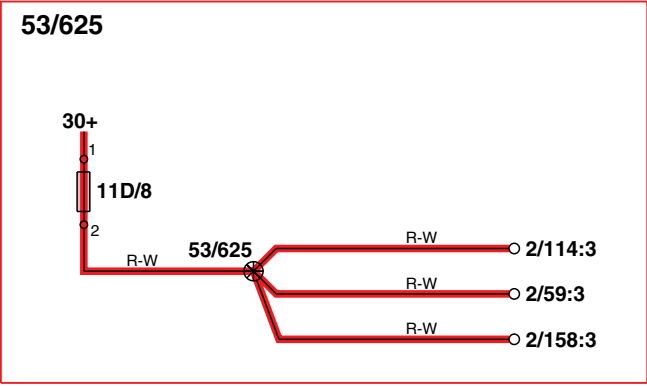
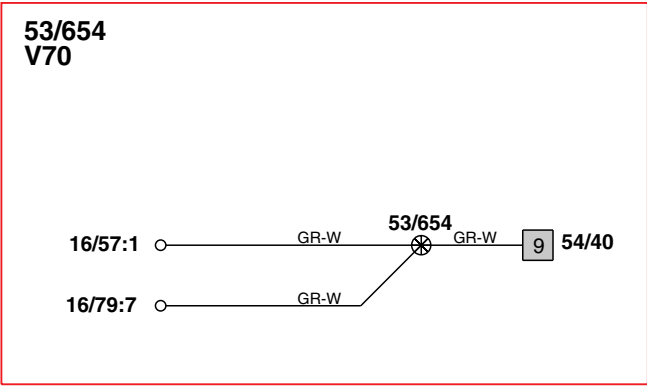
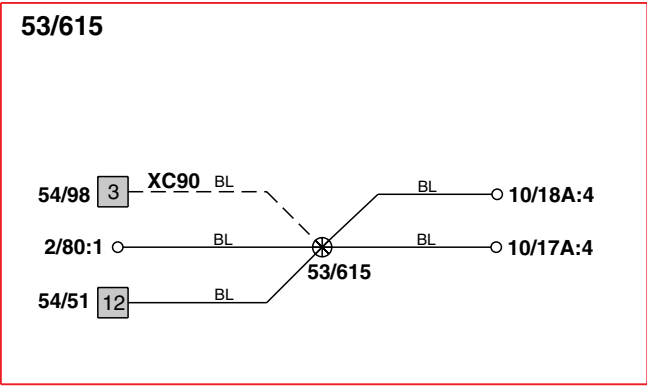


Junction points 53/575 - 53/609

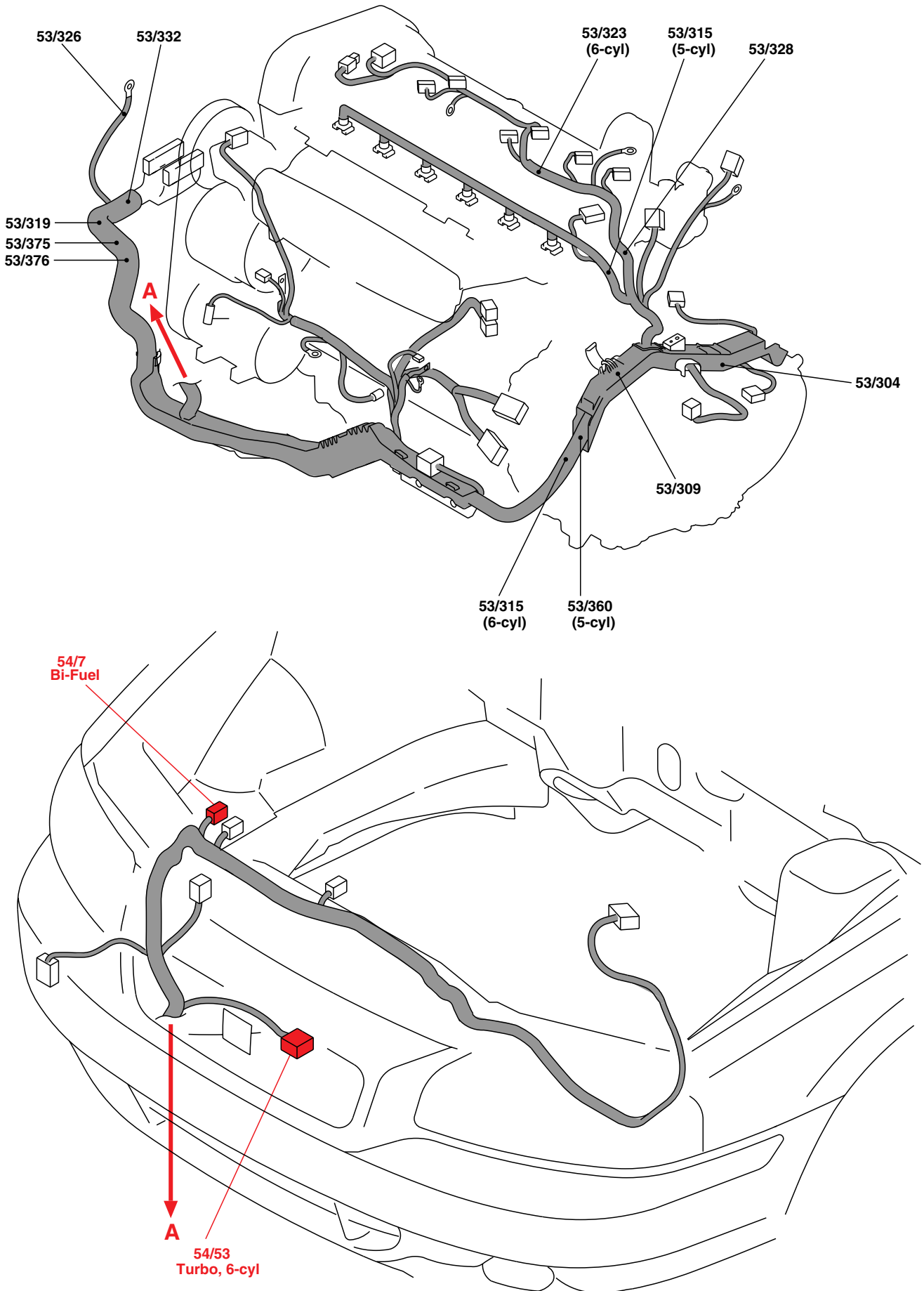


Junction points

53/615 - 53/667

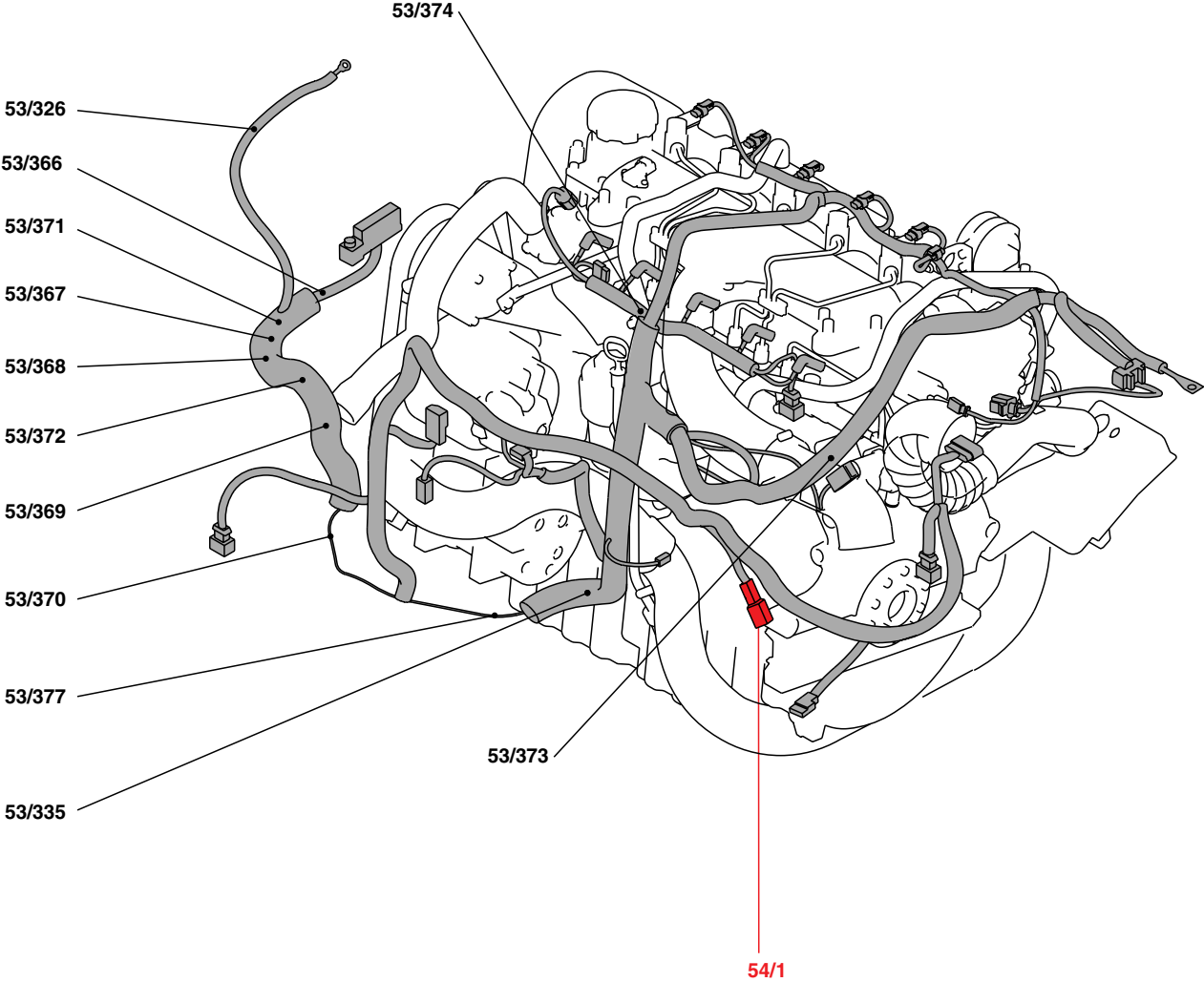


Cable harness routing in vehicle Engine harness Gasoline

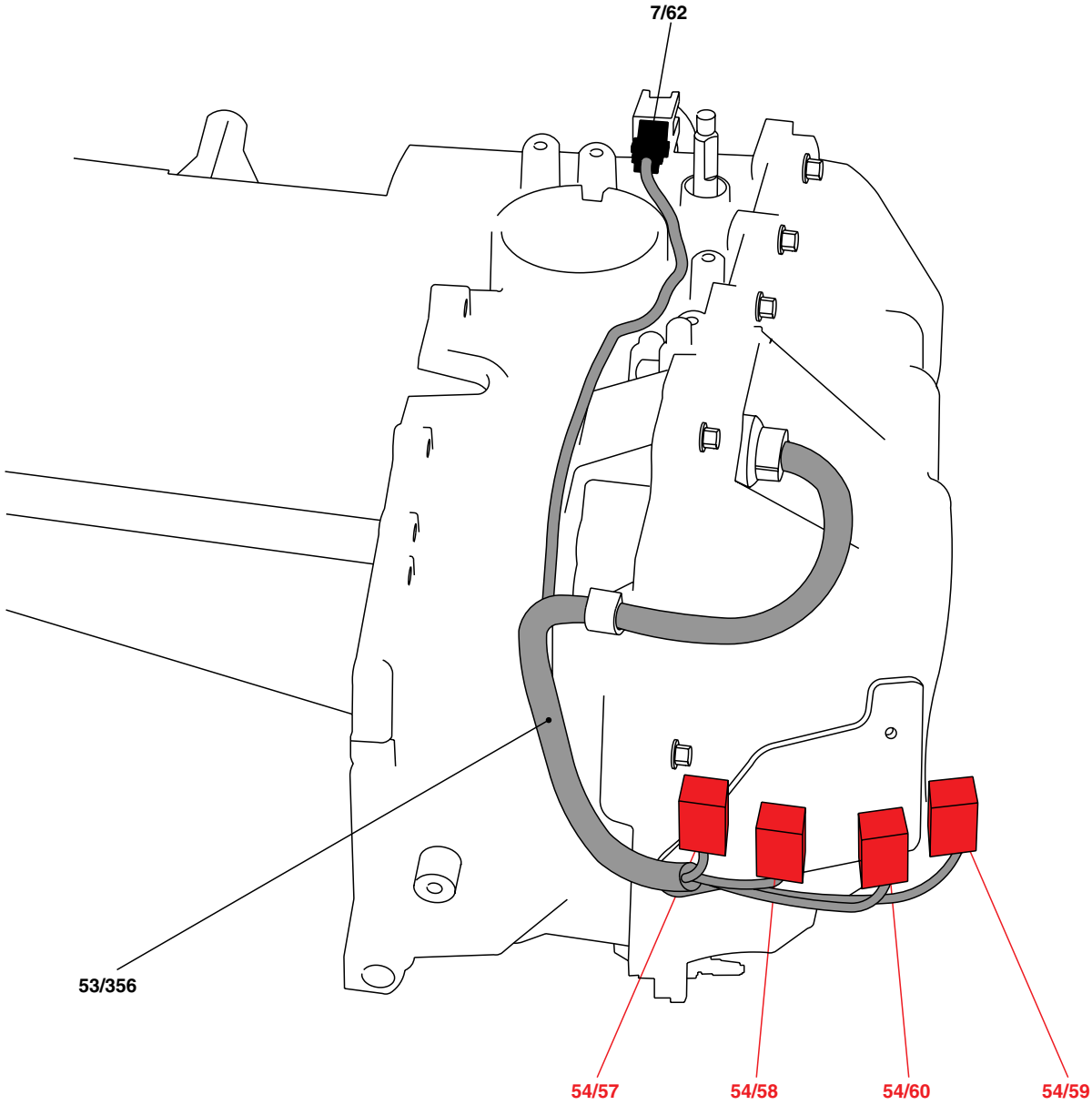


Cable harness routing in vehicle

Engine harness Diesel

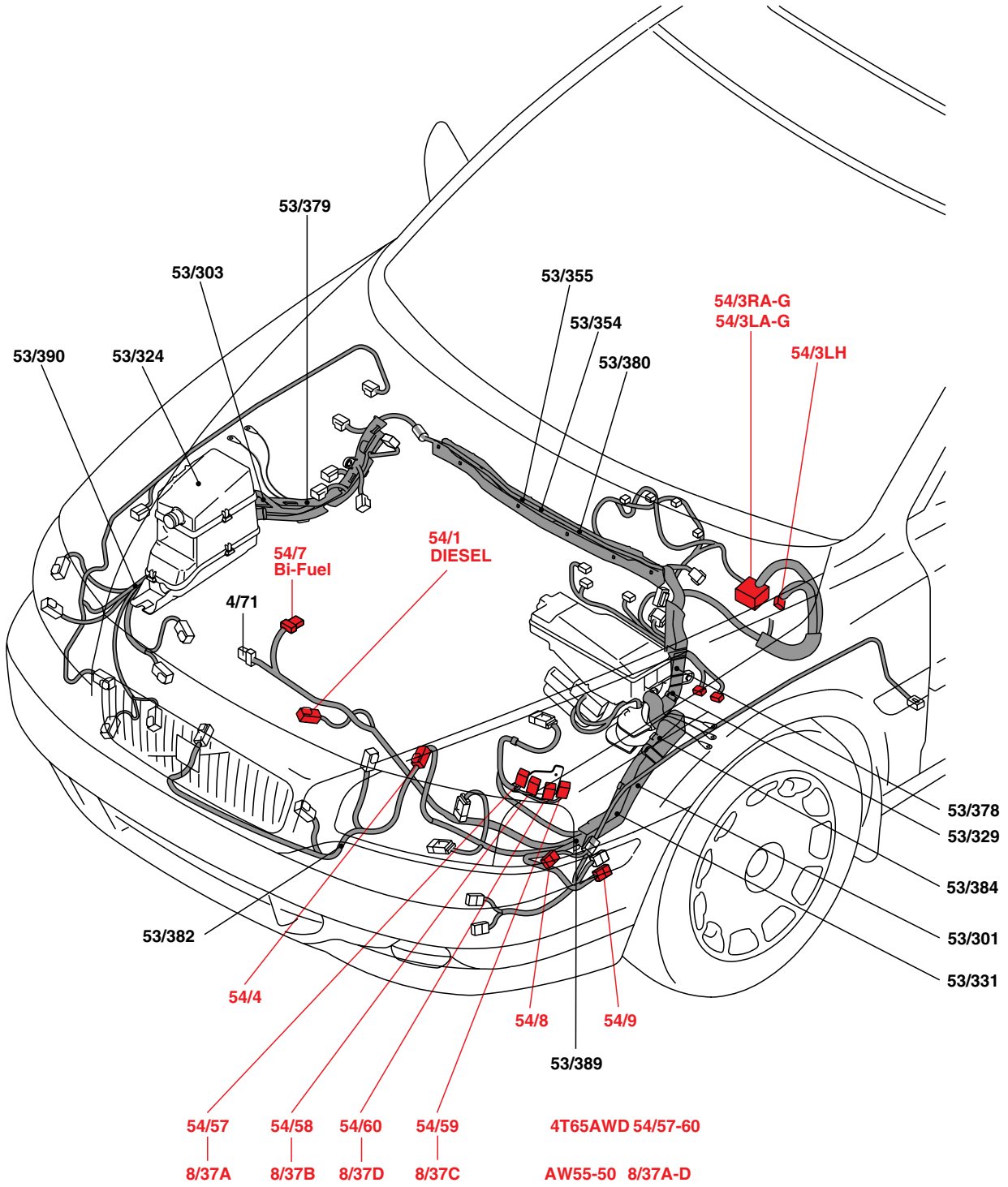


Cable harness routing in vehicle
Harness, transmission 4T65AWD

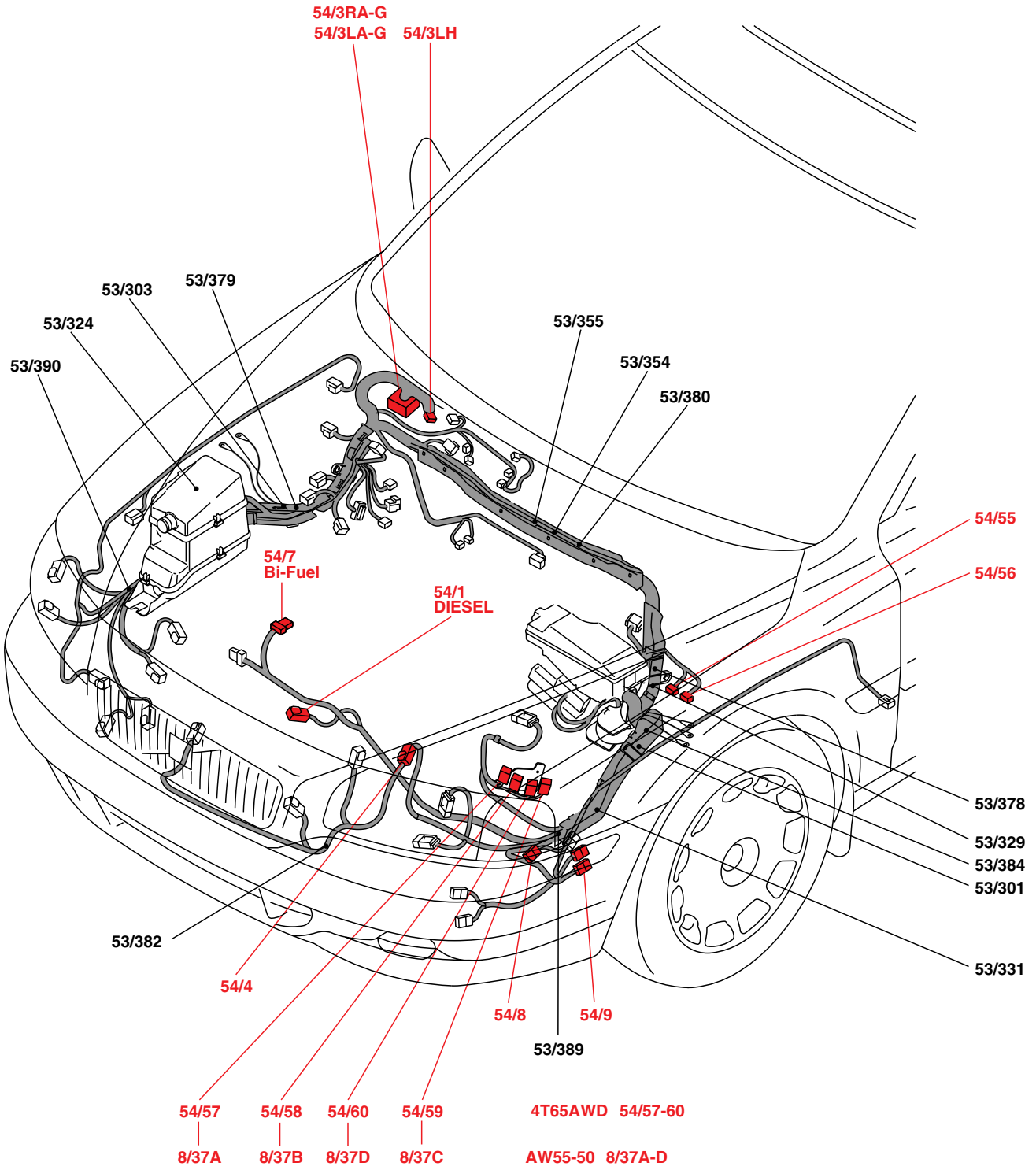


Cable harness routing in vehicle

Front engine compartment harness LHD

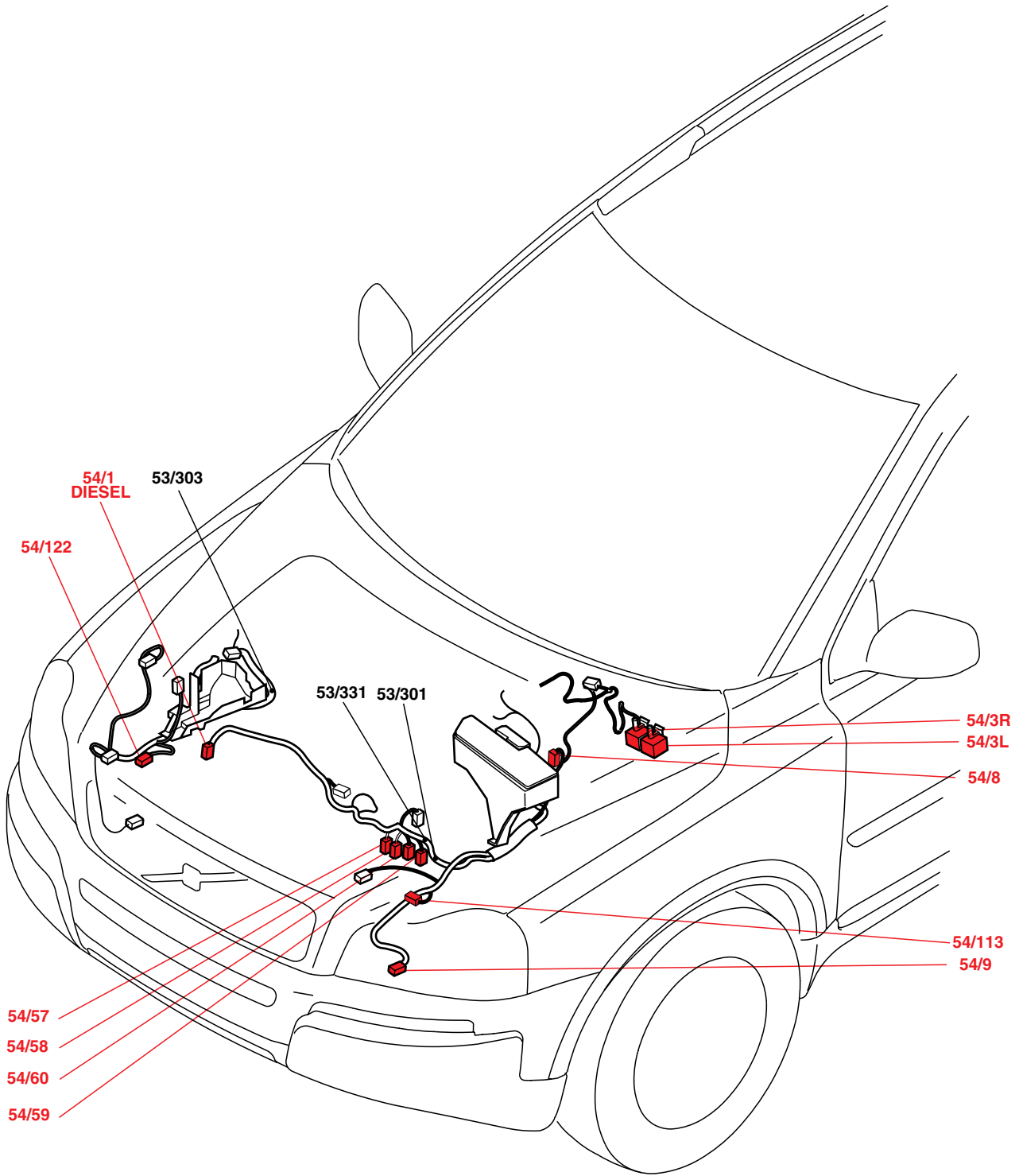


Cable harness routing in vehicle Front engine compartment harness RHD



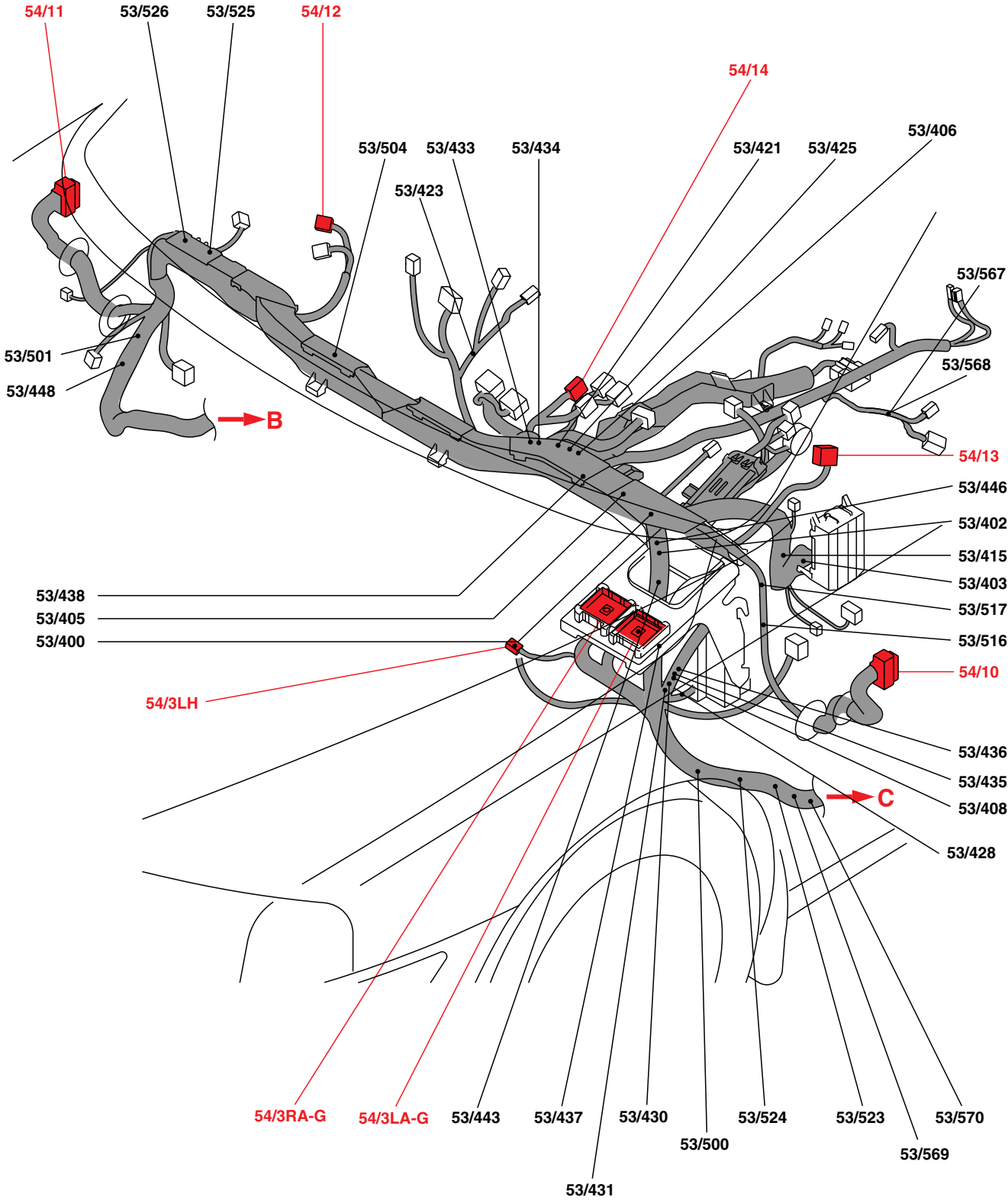
Cable harness routing in vehicle

Engine compartment harness, XC90



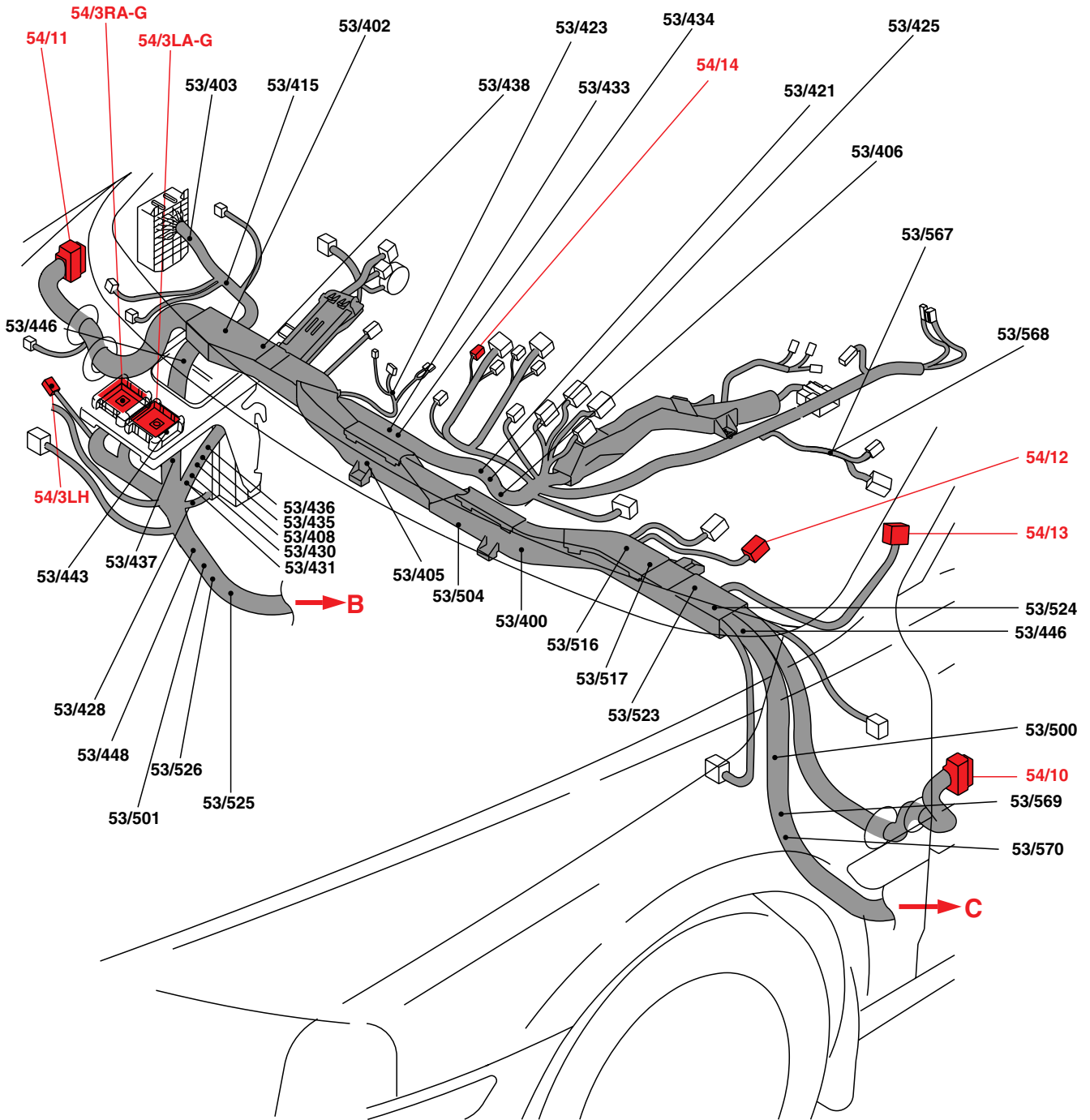
Cable harness routing in vehicle

Front passenger compartment harness LHD

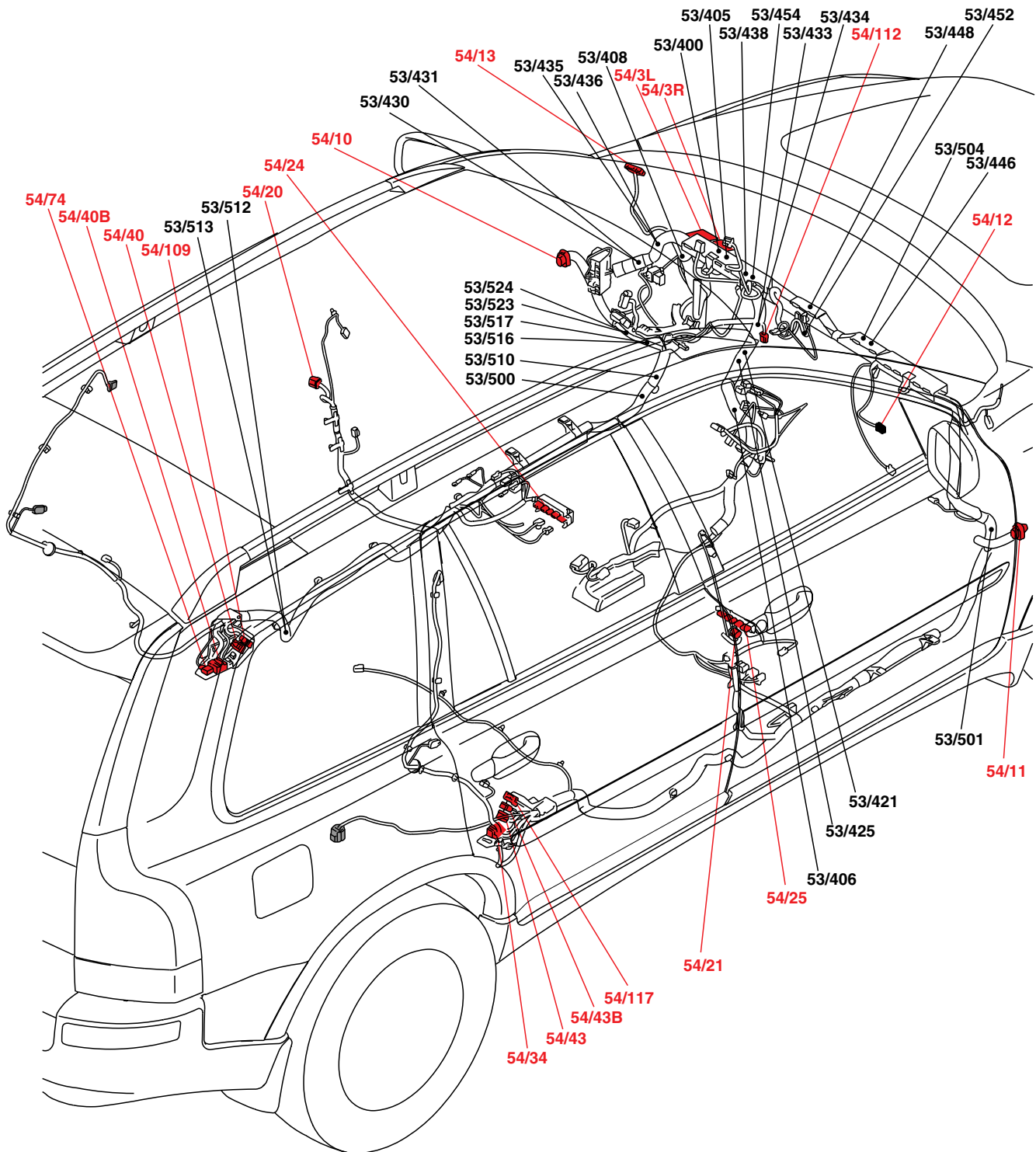


Cable harness routing in vehicle

Front passenger compartment harness RHD

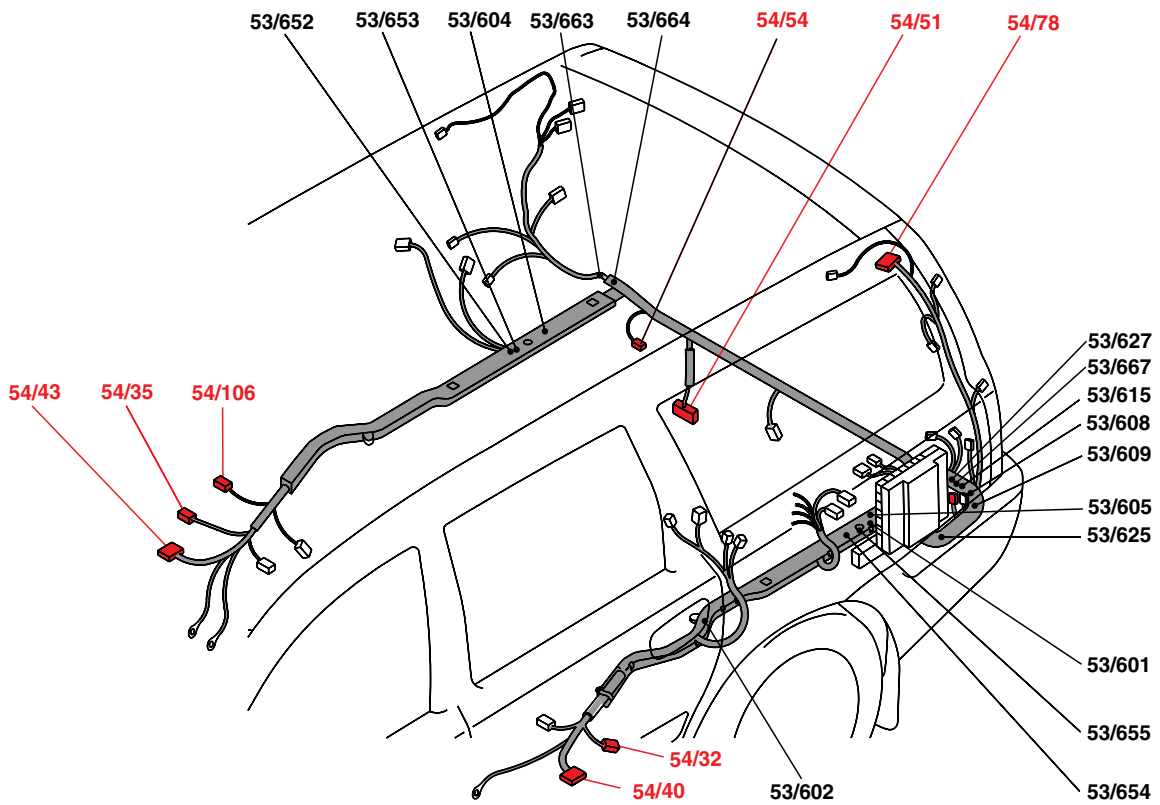
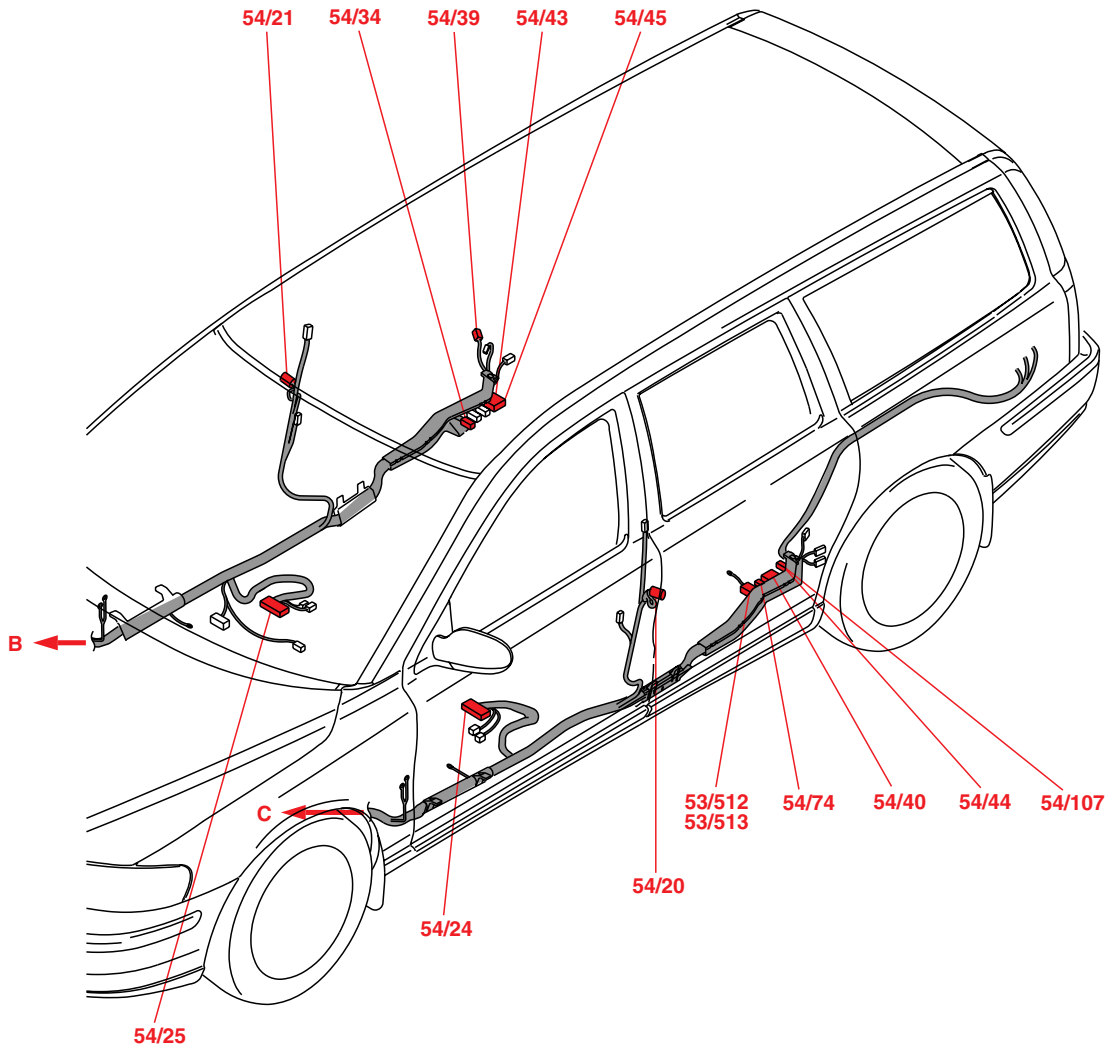


Cable harness routing in vehicle Passenger compartment harness XC90

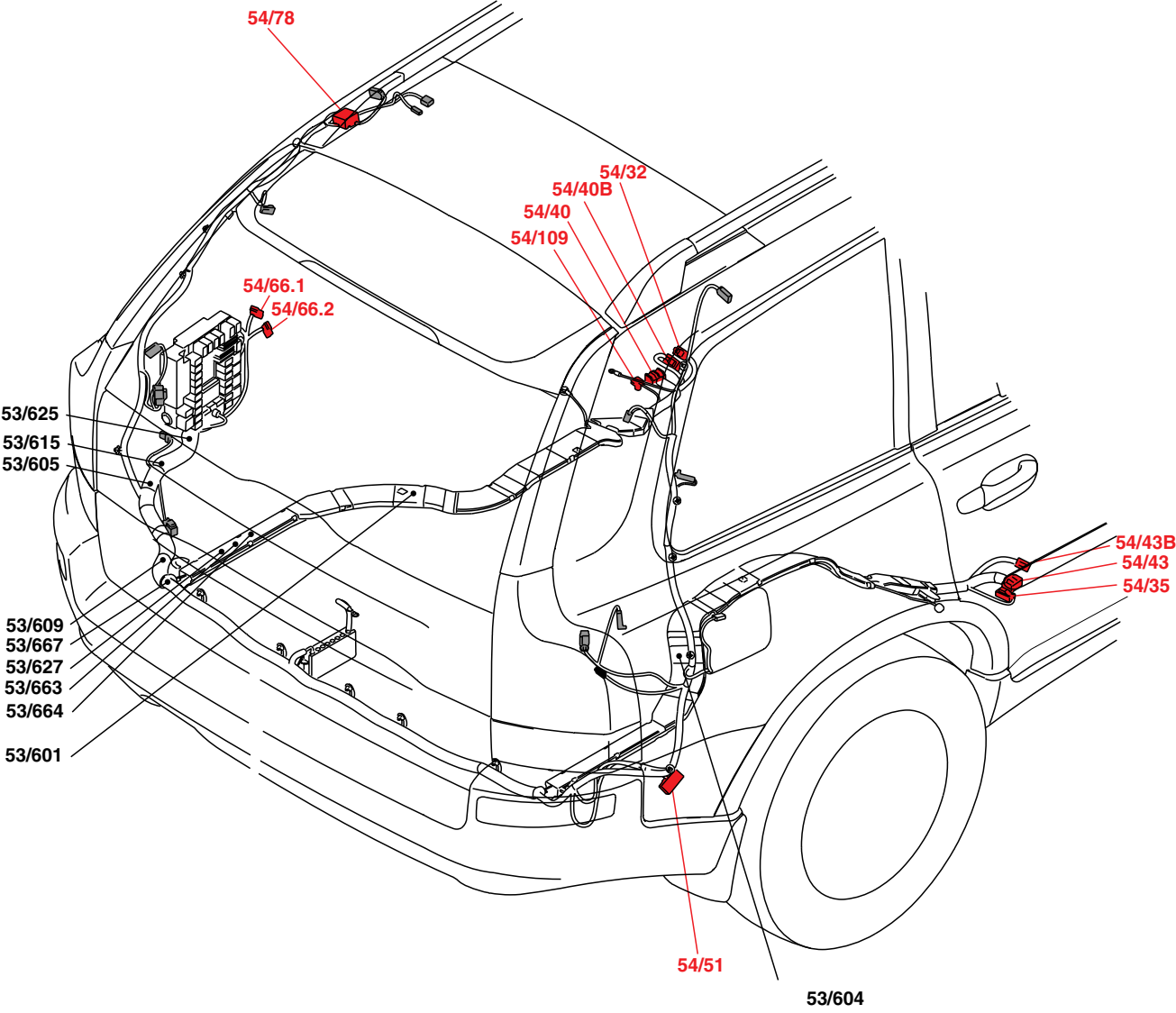


Rear passenger compartment harness

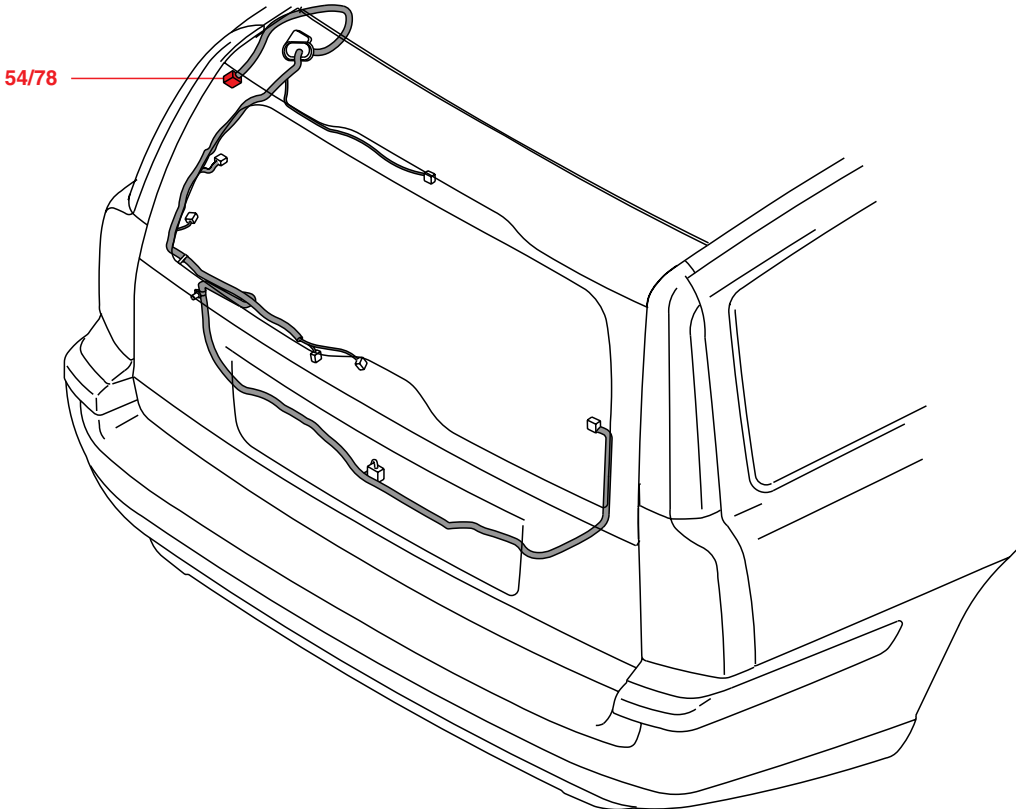
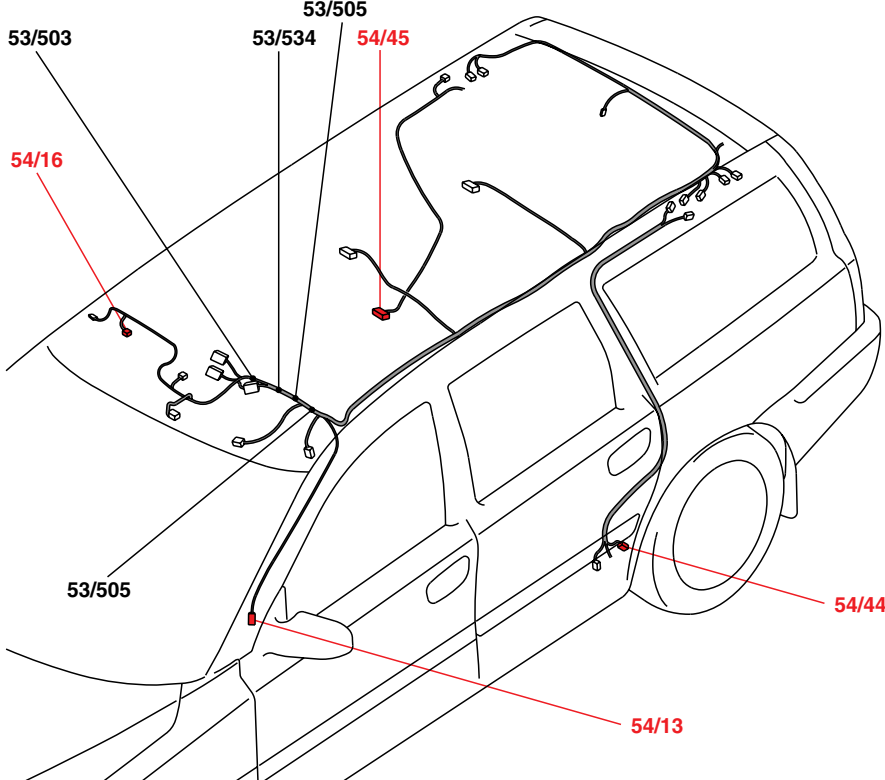
Cargo compartment harness



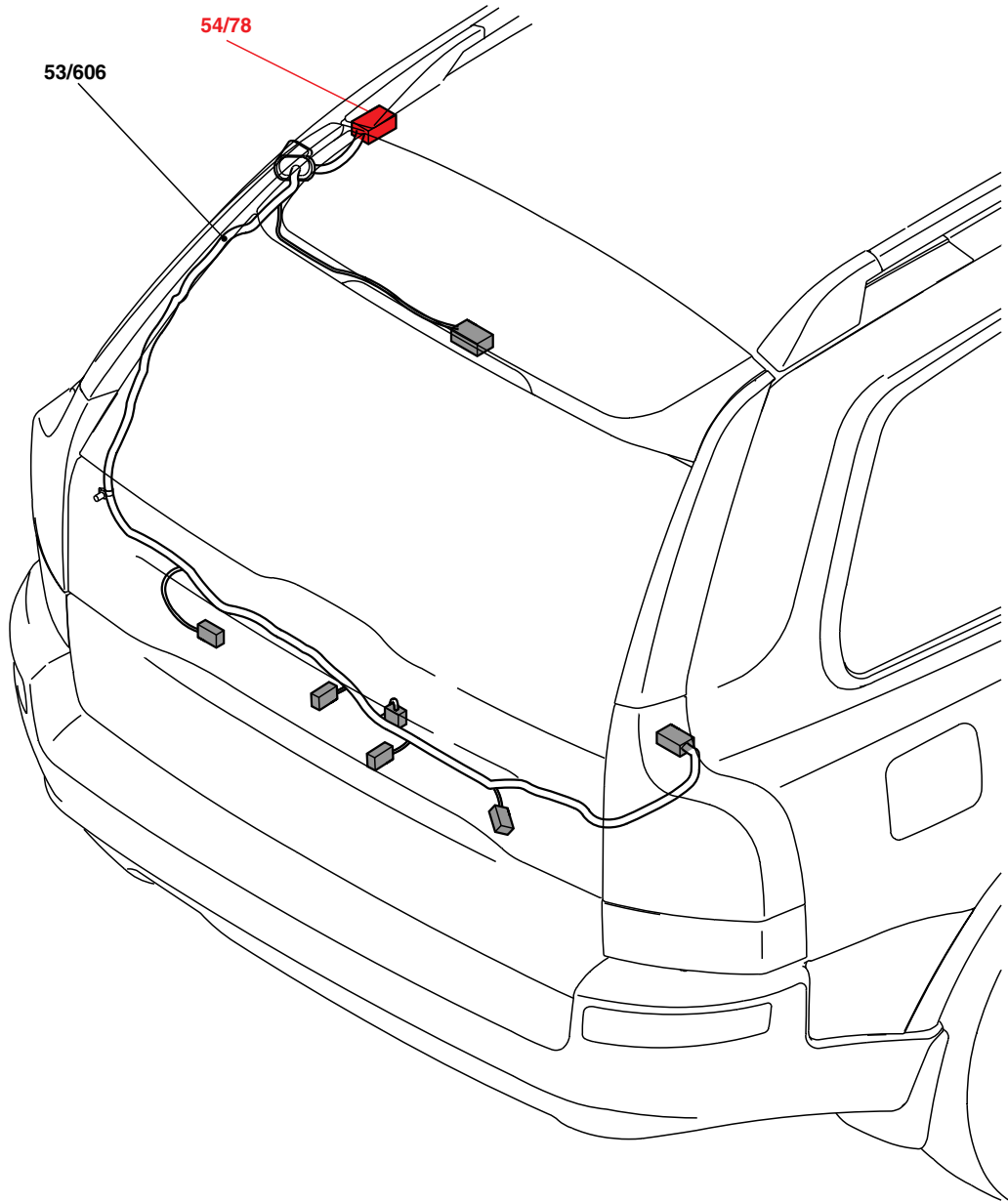
Cable harness routing in vehicle Cargo compartment harness XC90



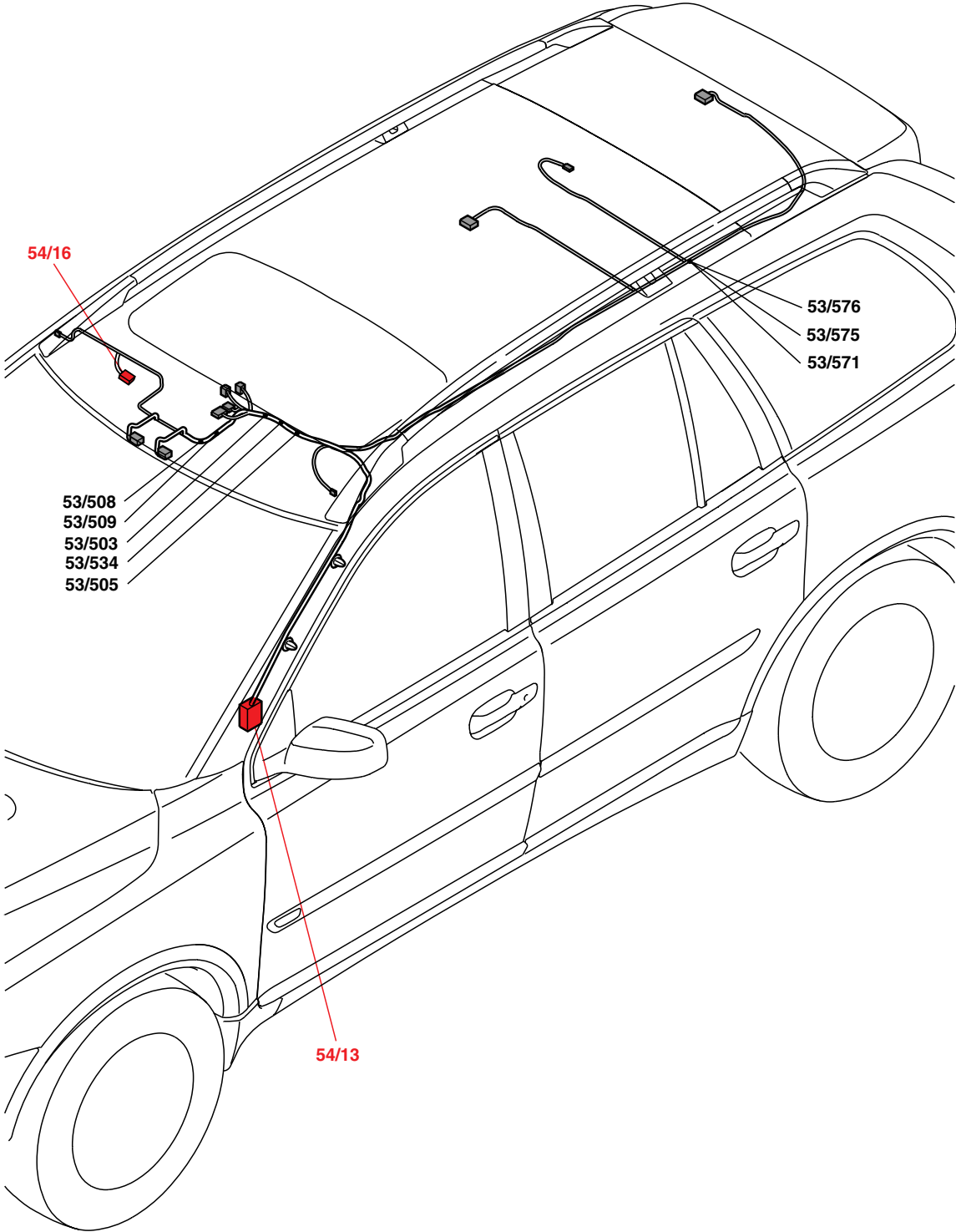
Inflatable curtain harness V70
Tailgate harness V70 and Roof harness V70



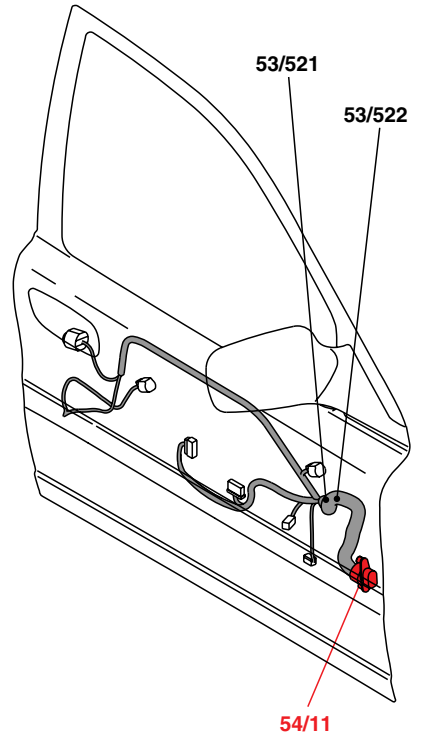
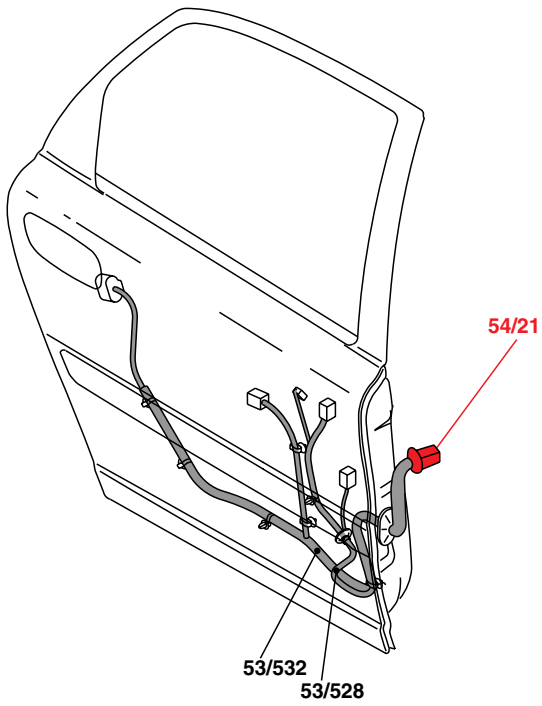
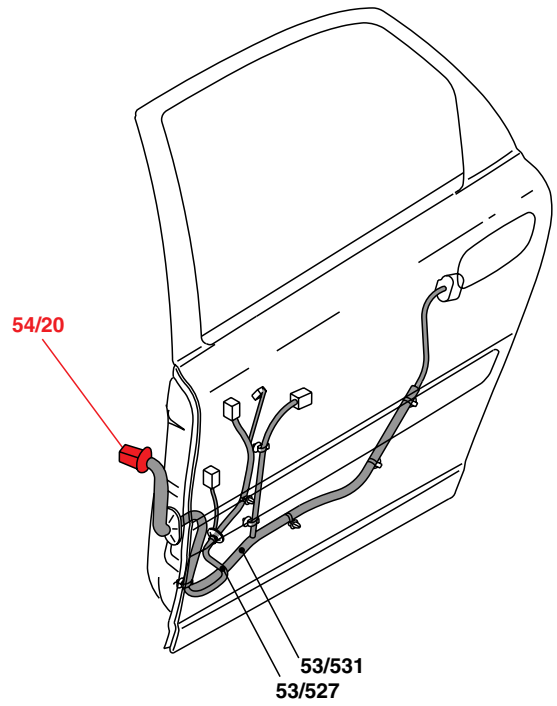
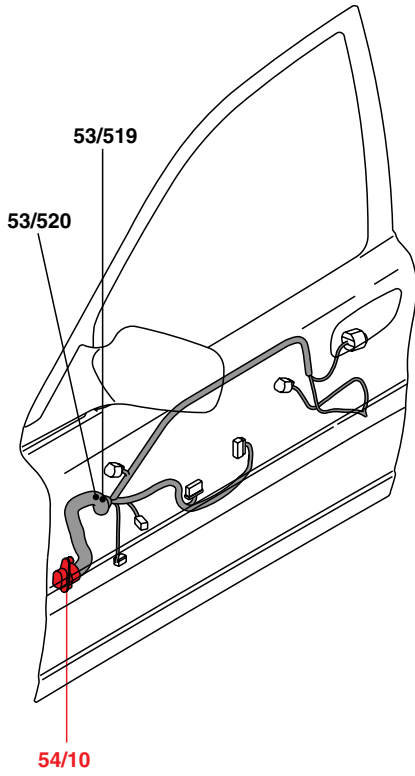
Cable harness routing in vehicle Tailgate harness XC90



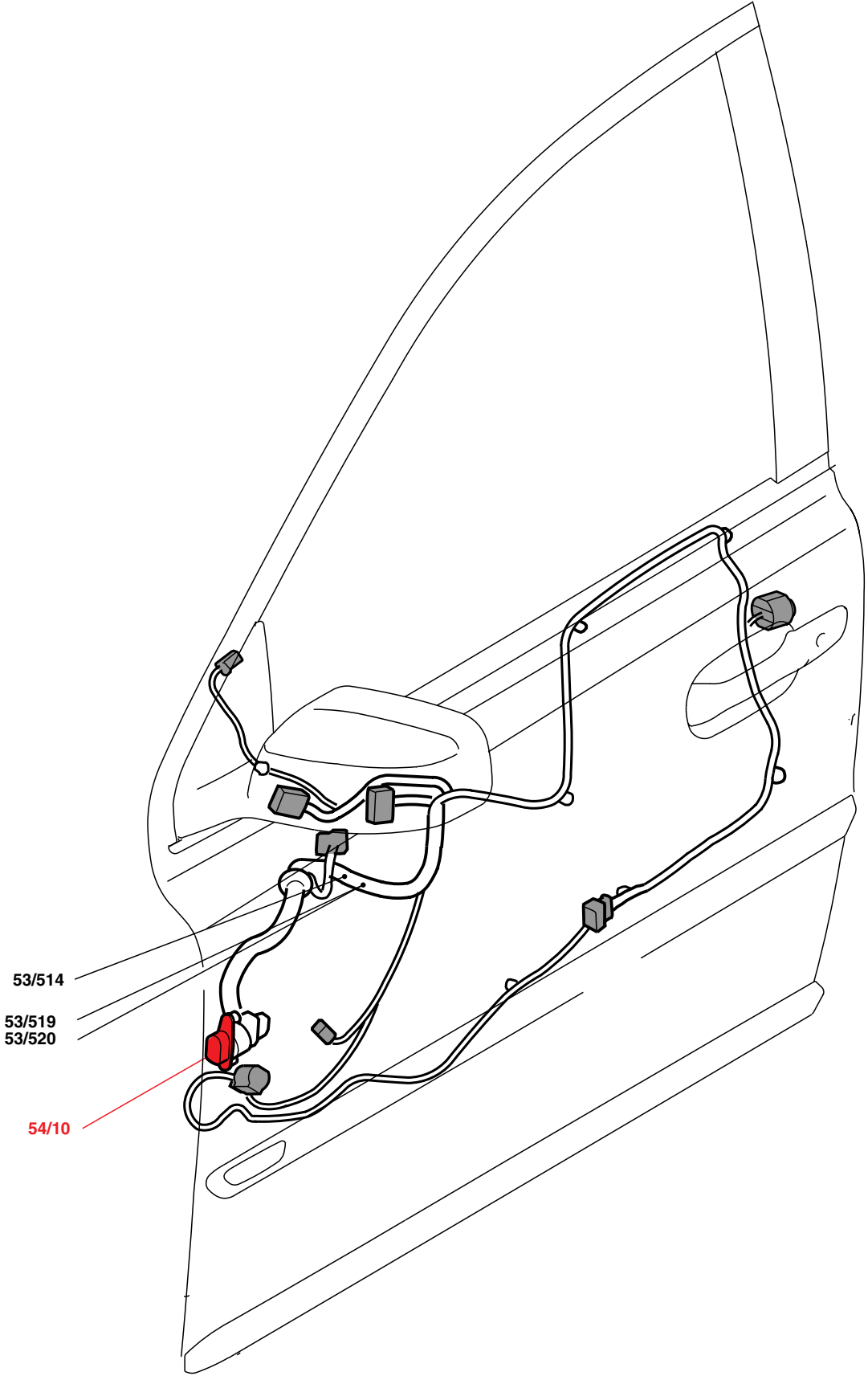
**Cable harness routing in vehicle
Roof harness XC90**



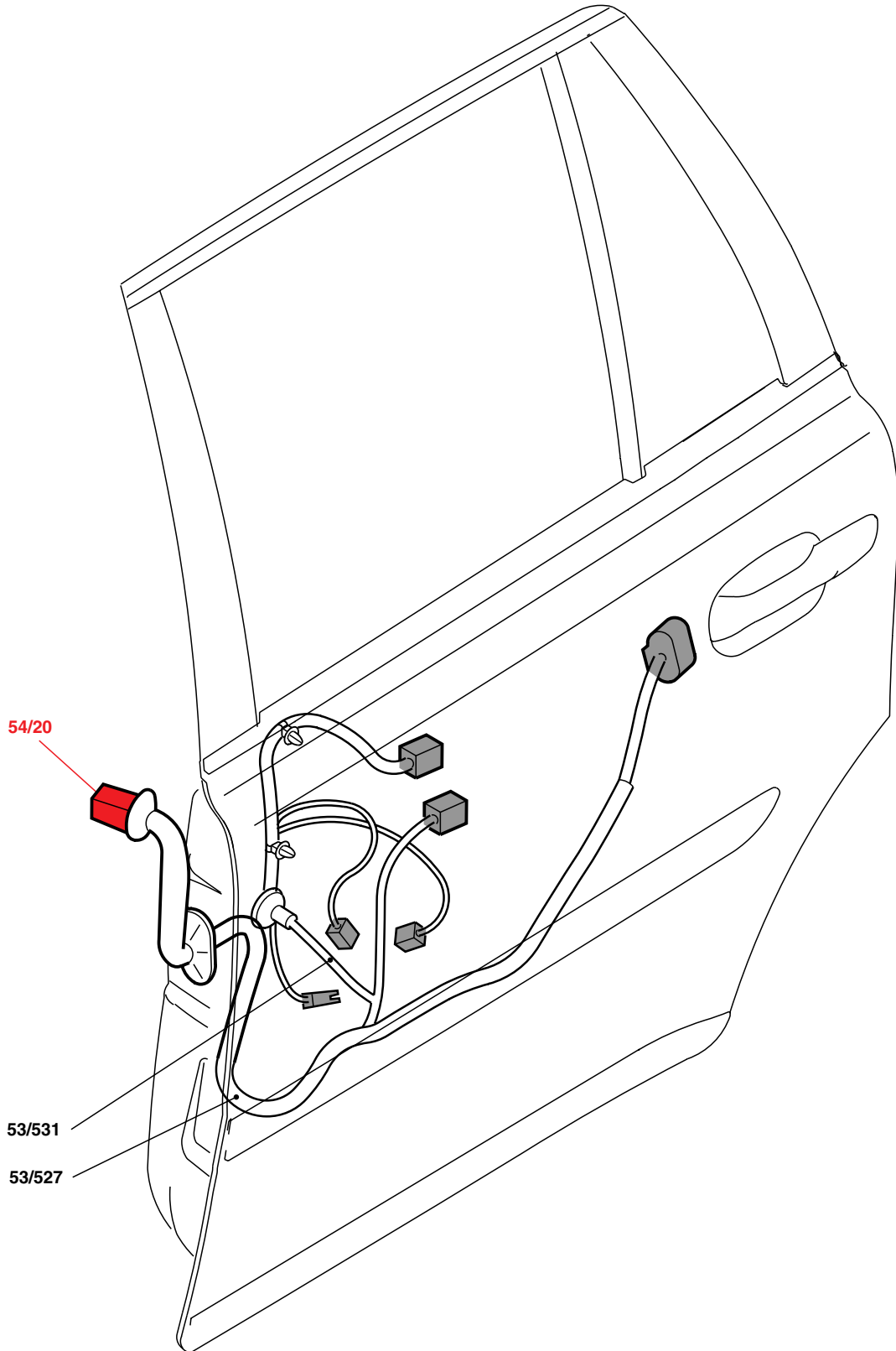
Cable harness routing in vehicle Harness, doors V70



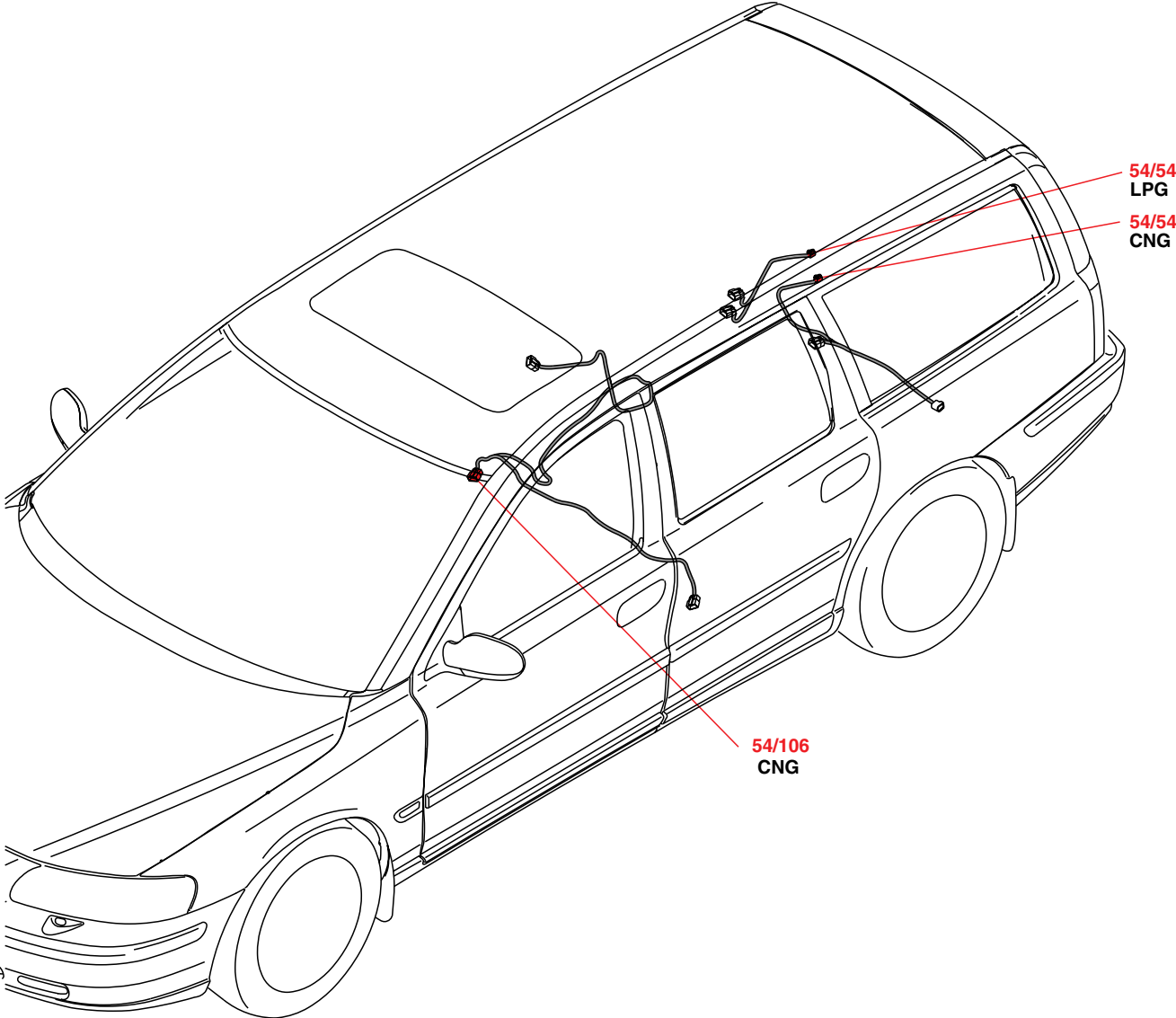
Cable harness routing in vehicle
Front door harness XC90

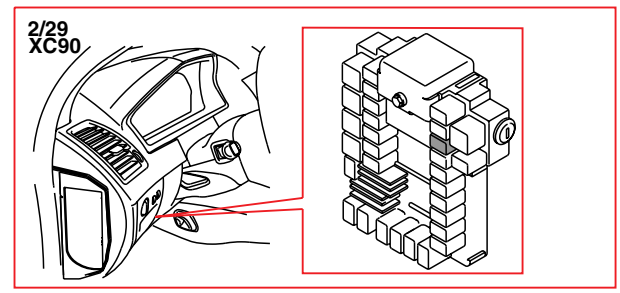
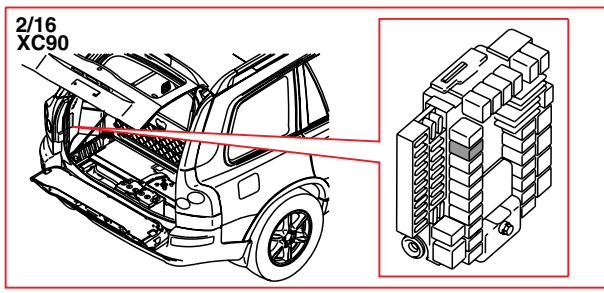
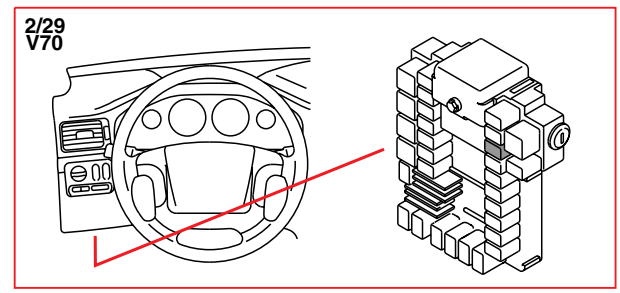
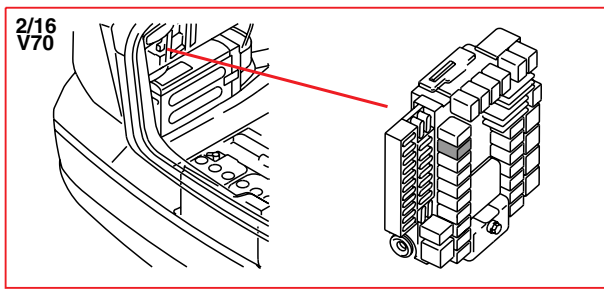
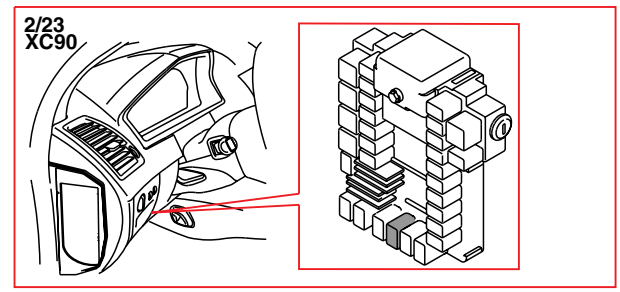
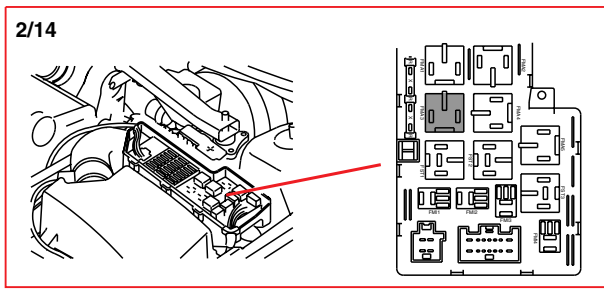
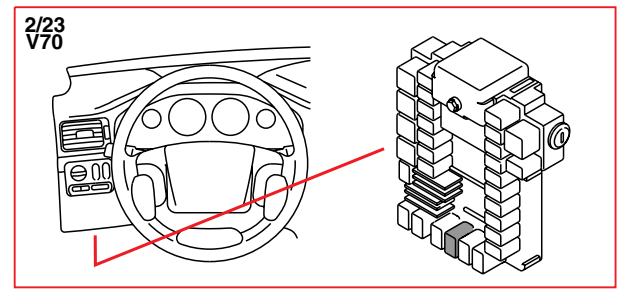
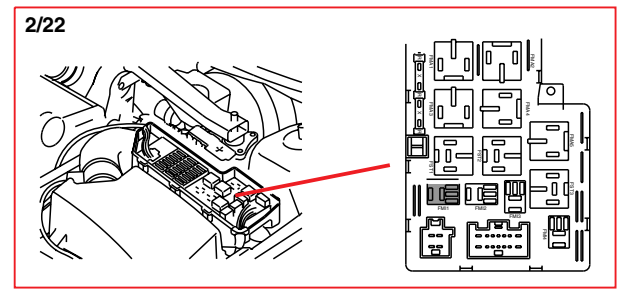
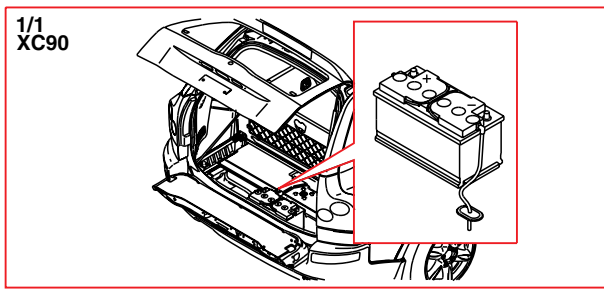
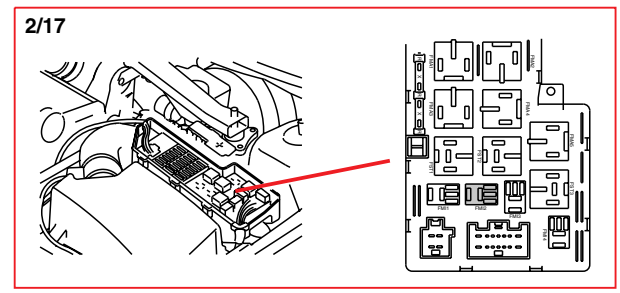
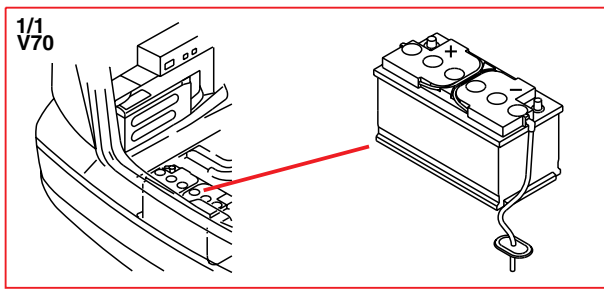


Cable harness routing in vehicle Rear door harness XC90



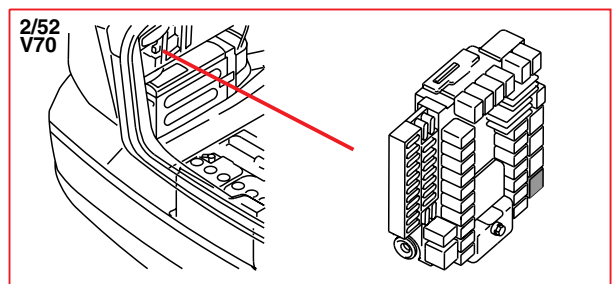
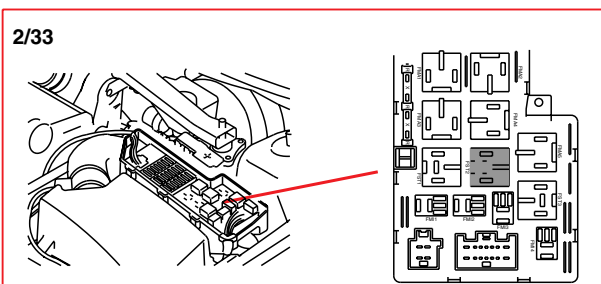
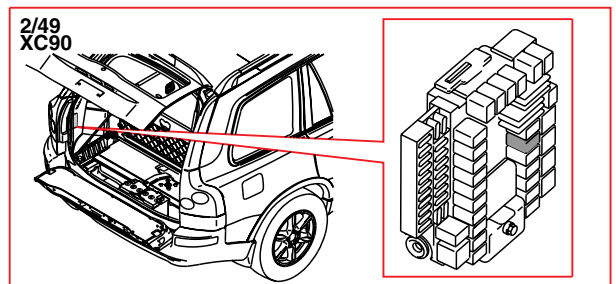
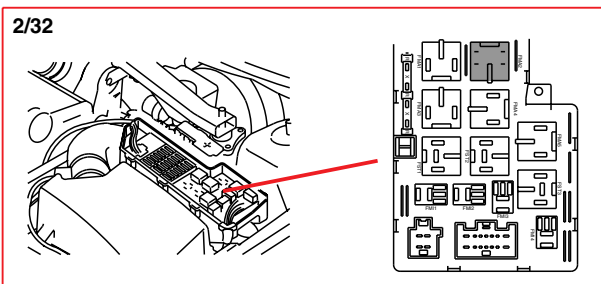
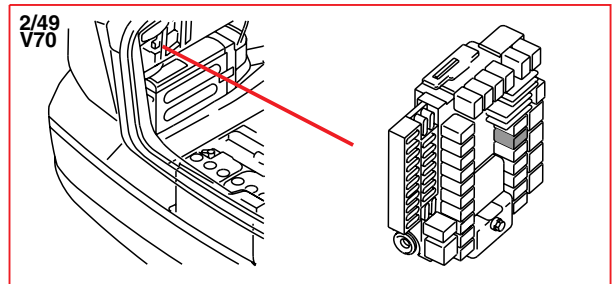
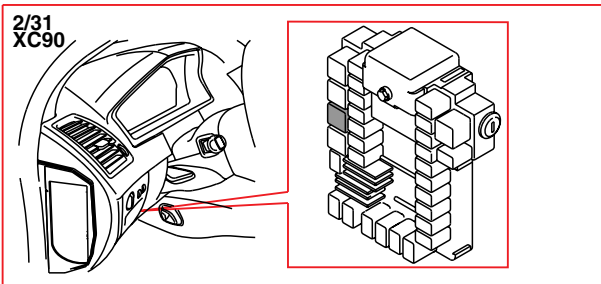
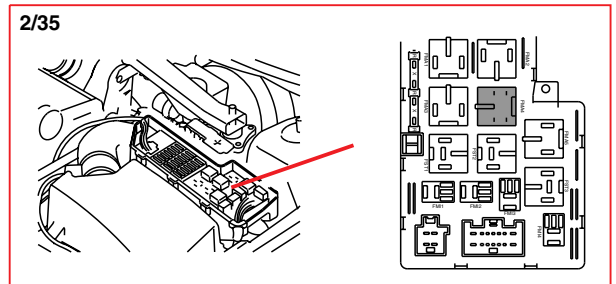
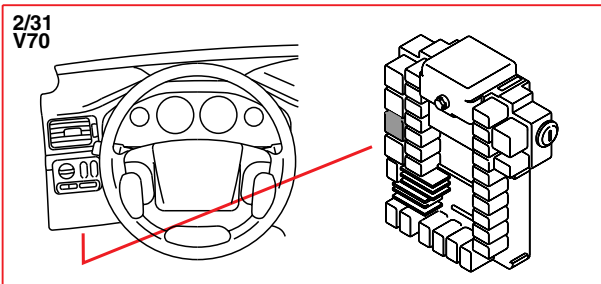
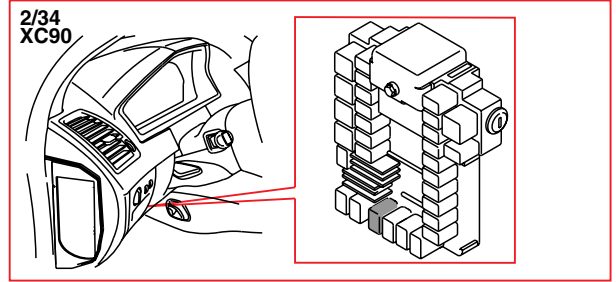
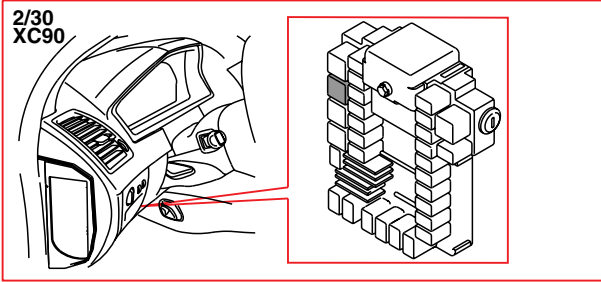
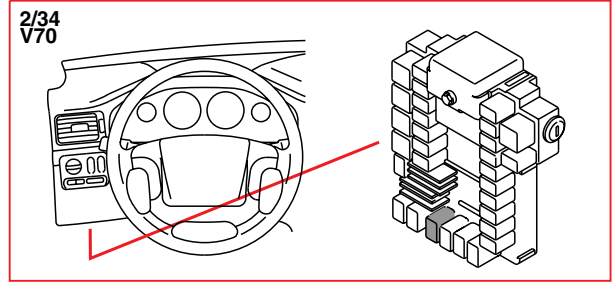
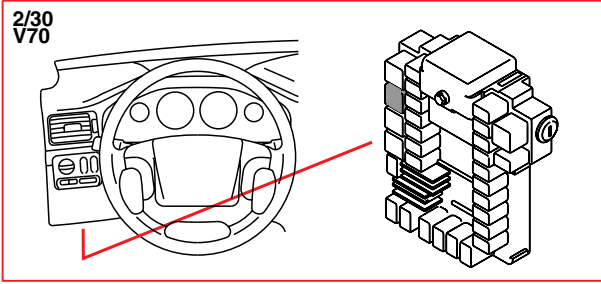
Cable harness routing in vehicle
Bi-fuel harnesses





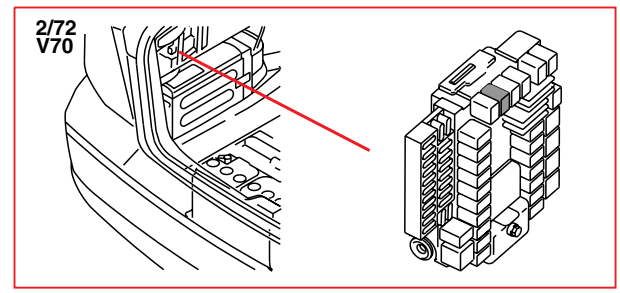
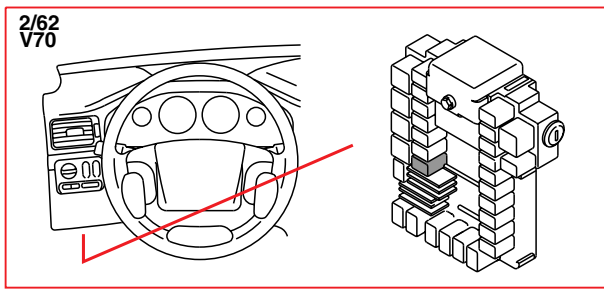
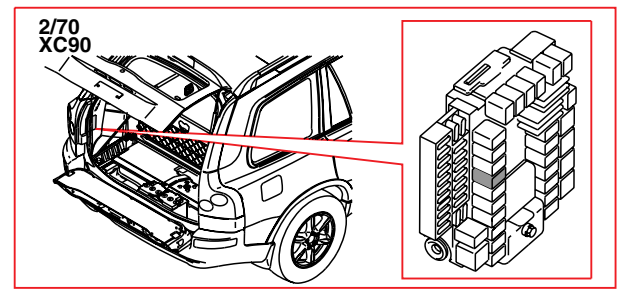
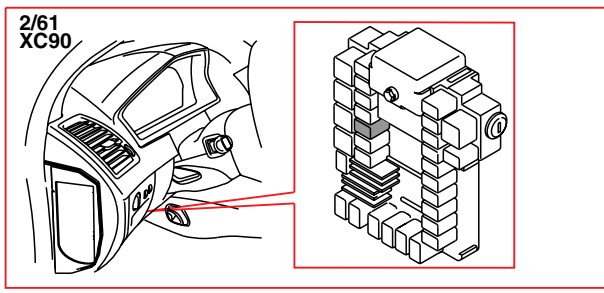
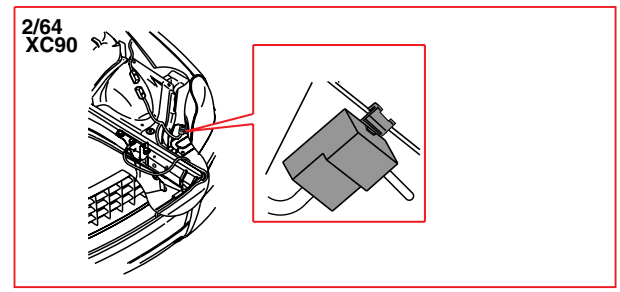
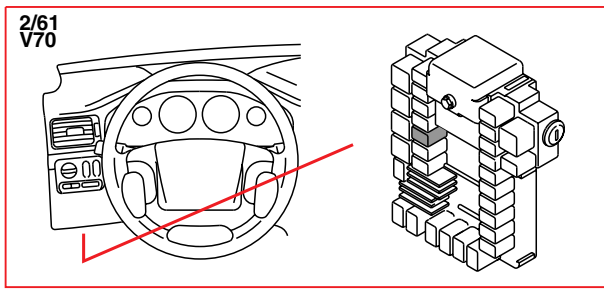
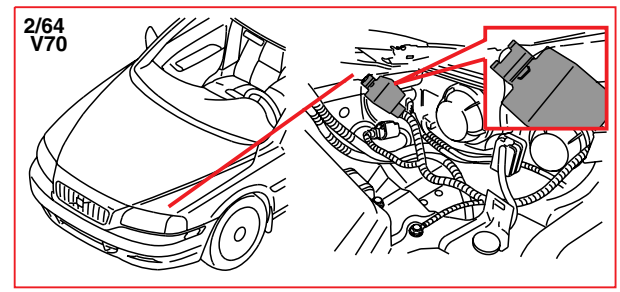
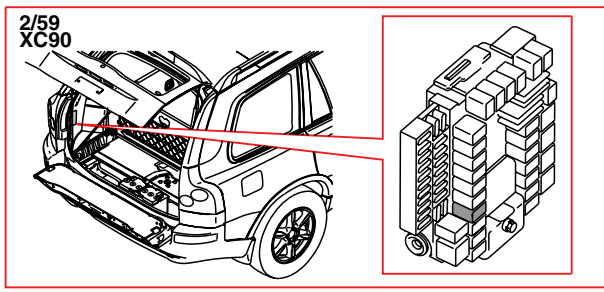
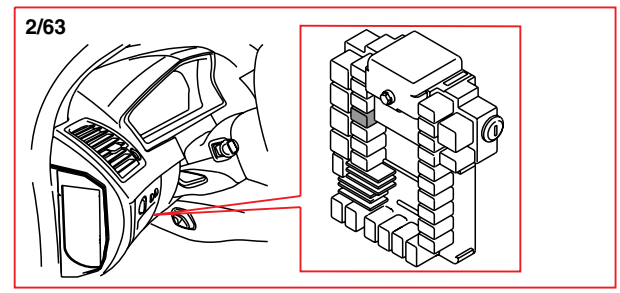
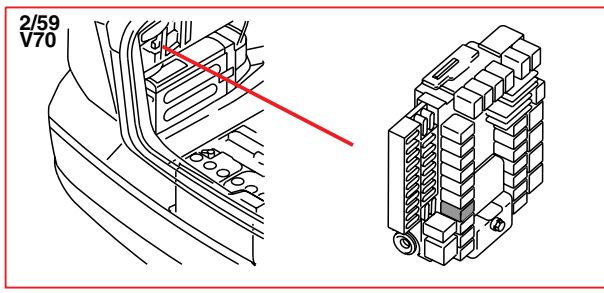
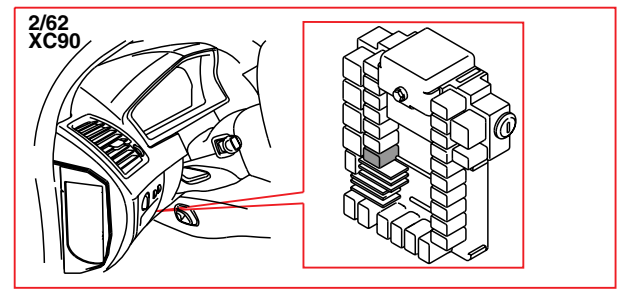
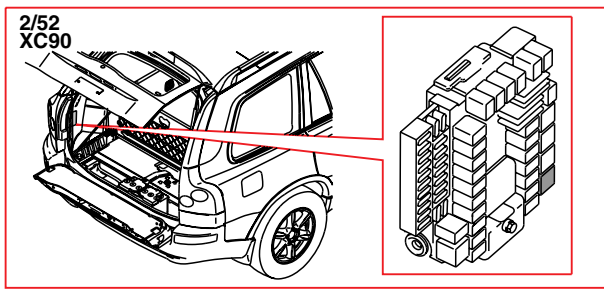
Component illustrations

2/30 - 2/52 V70



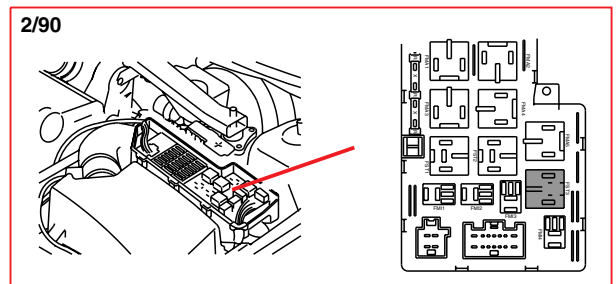
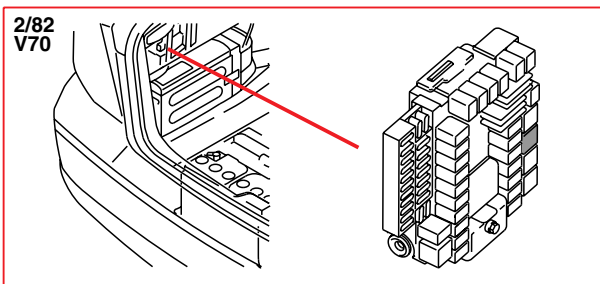
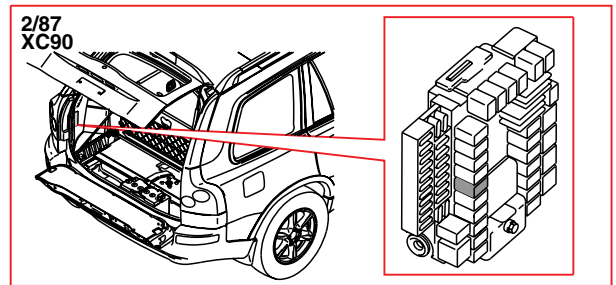
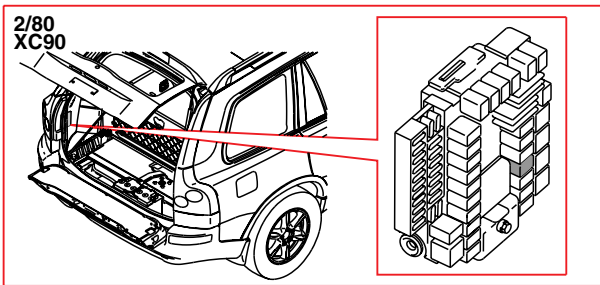
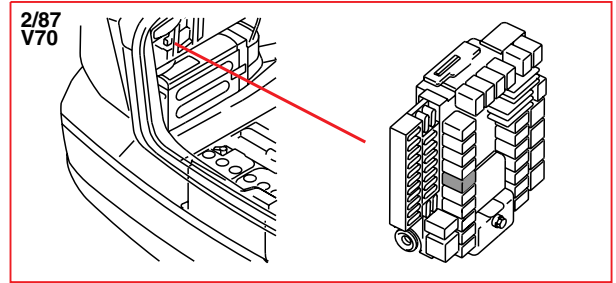
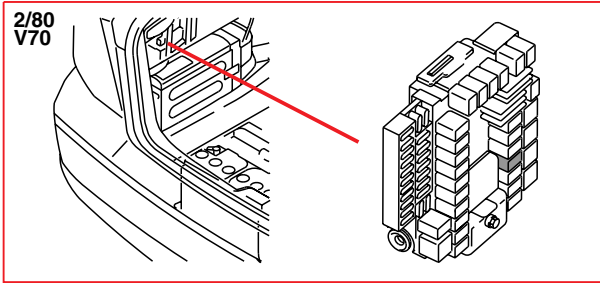
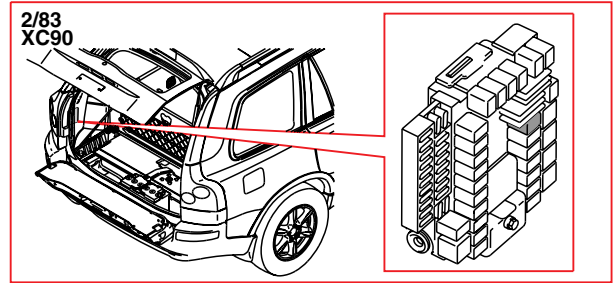
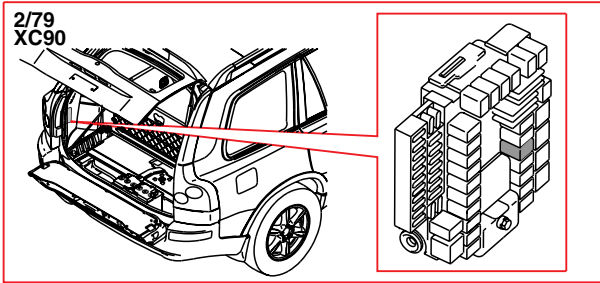
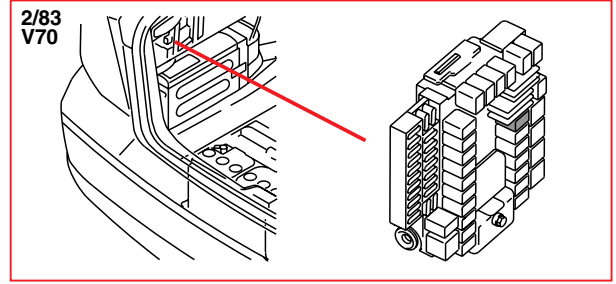
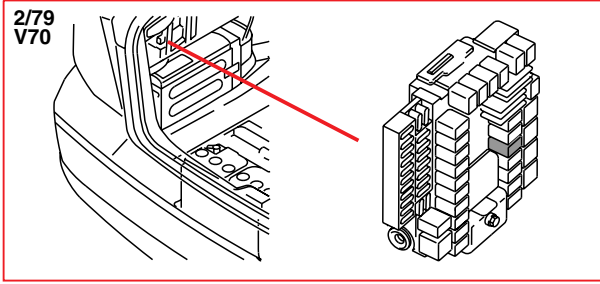
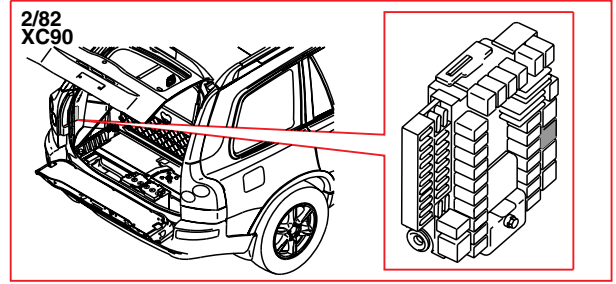
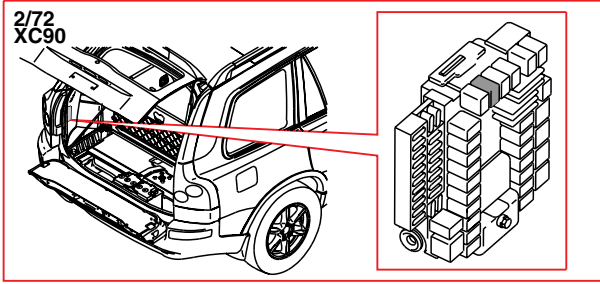
Component illustrations

2/52 XC90 - 2/72 V70



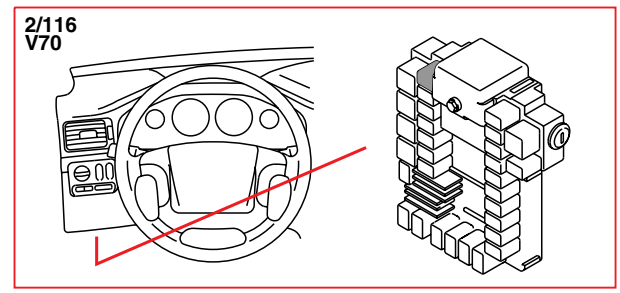
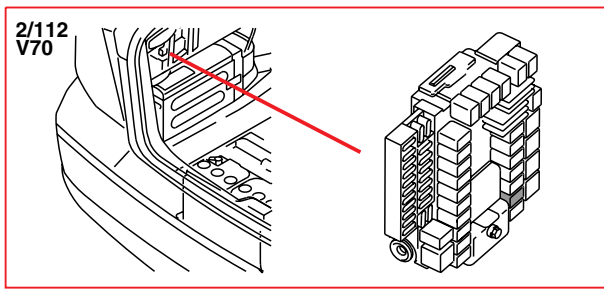
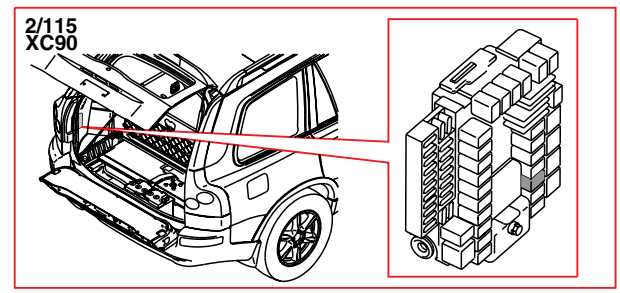
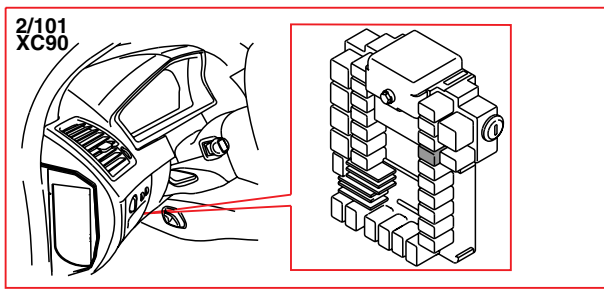
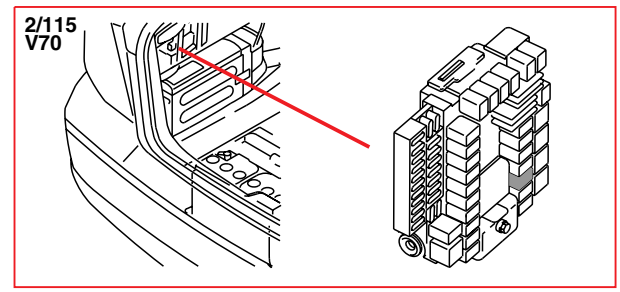
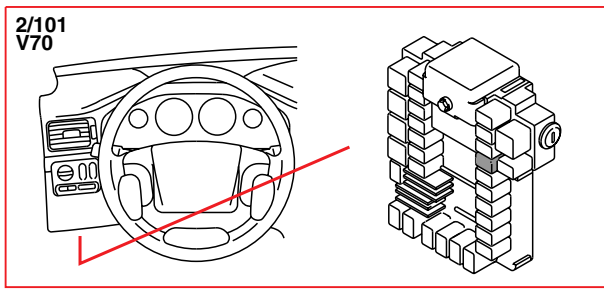
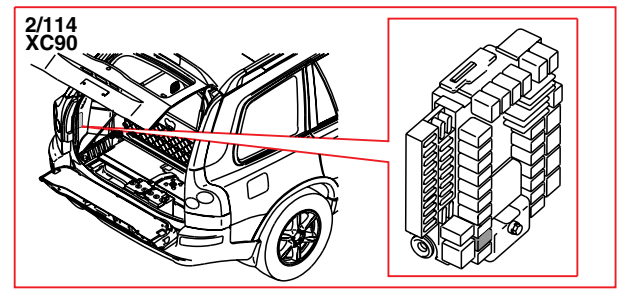
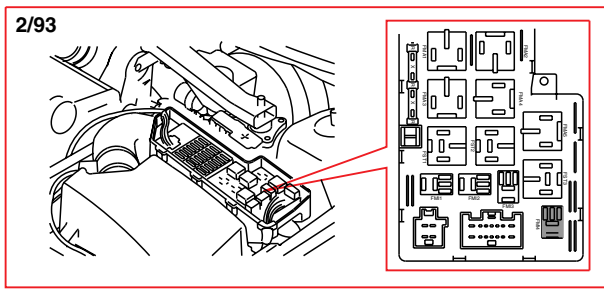
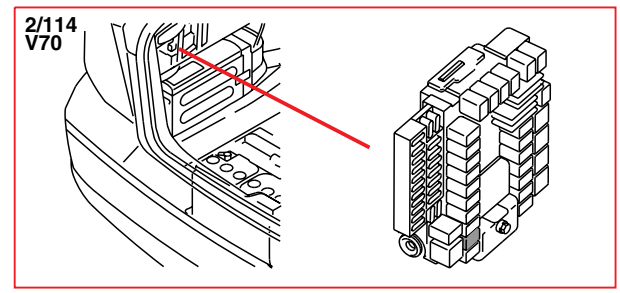
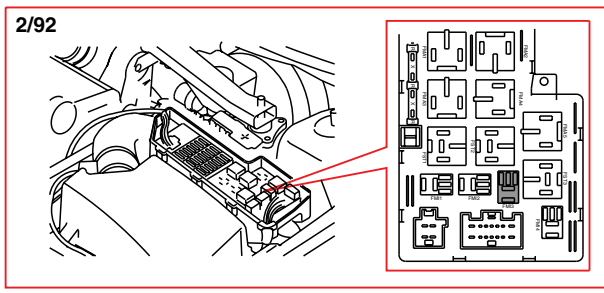
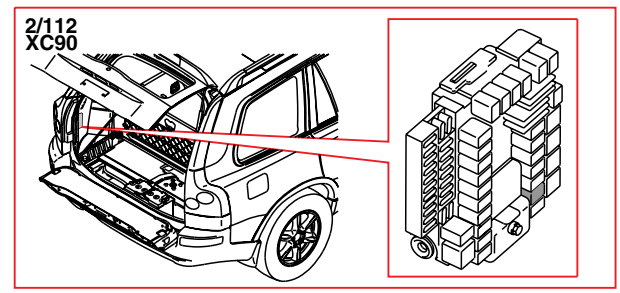
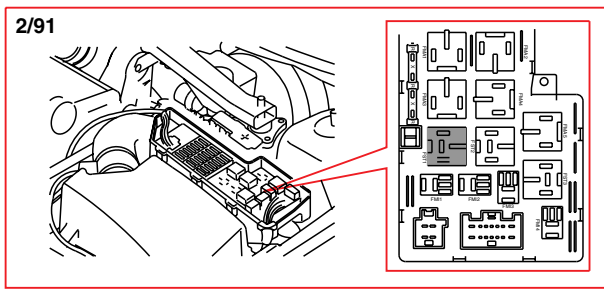
Component illustrations

2/72 XC90 - 2/90



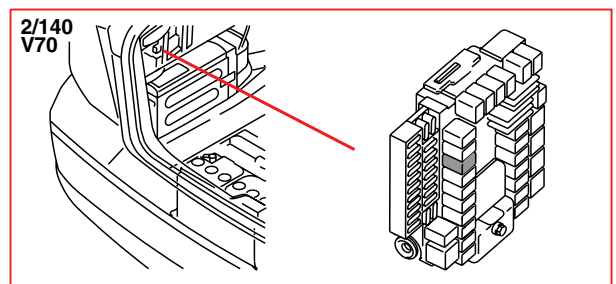
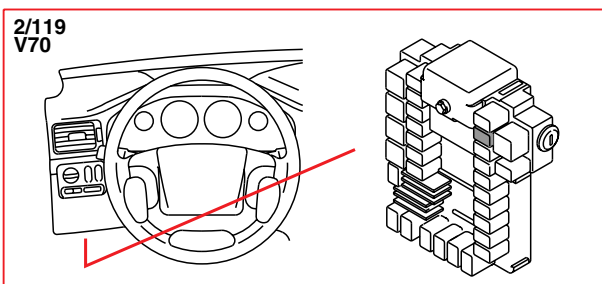
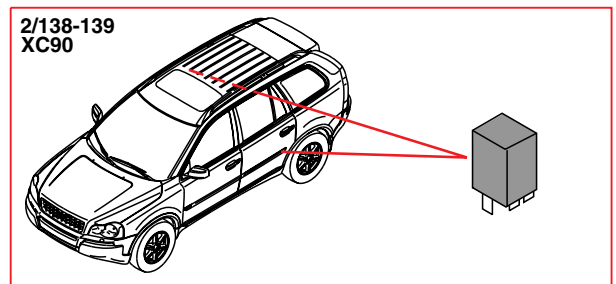
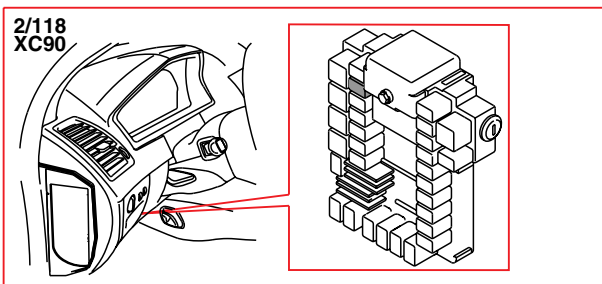
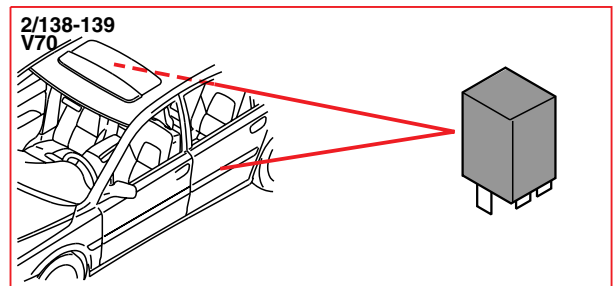
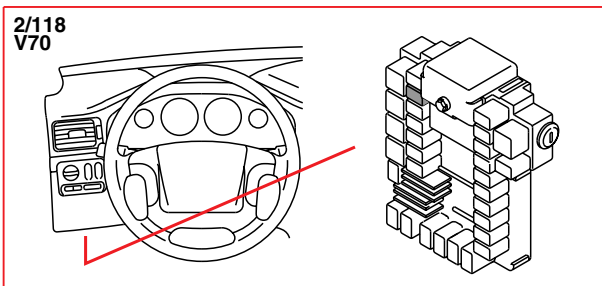
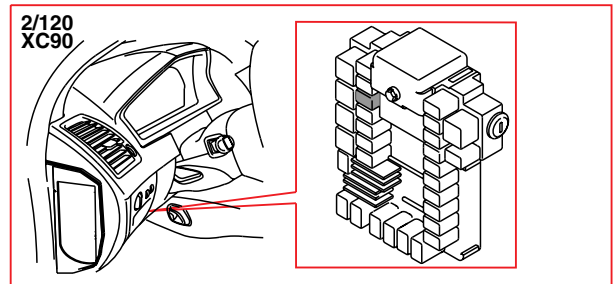
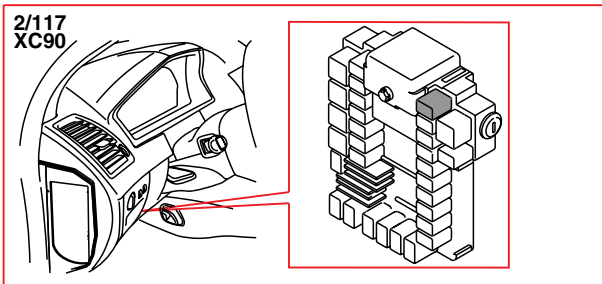
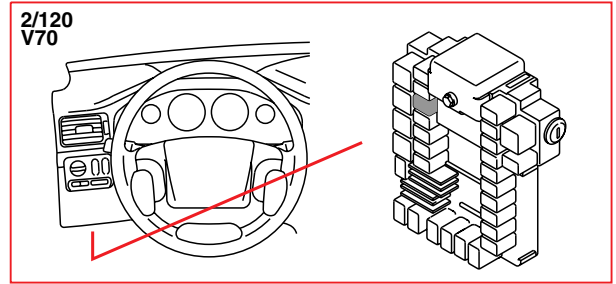
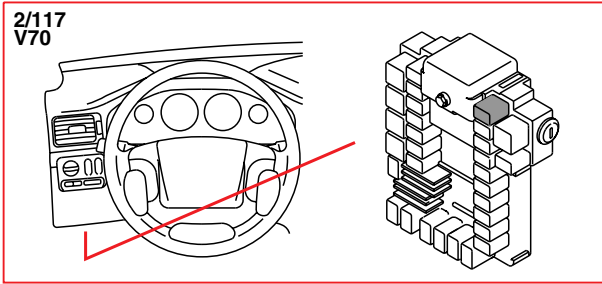
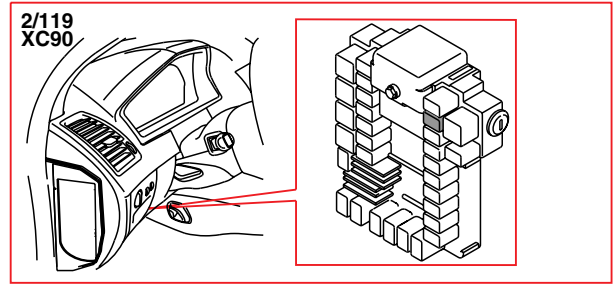
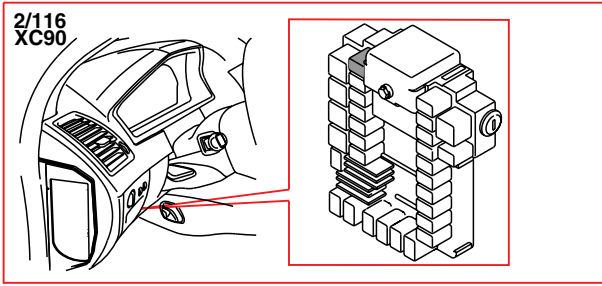
Component illustrations

2/91 - 2/116 V70



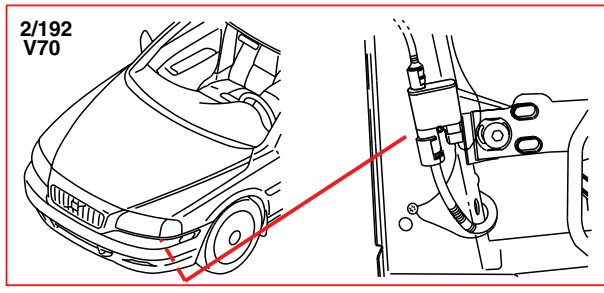
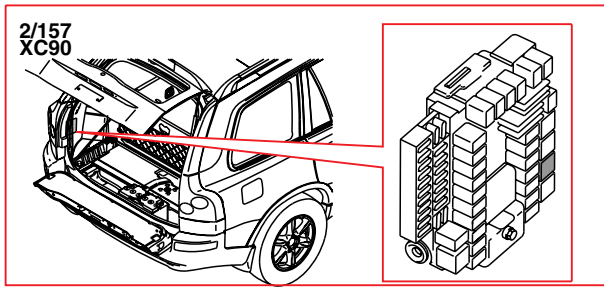
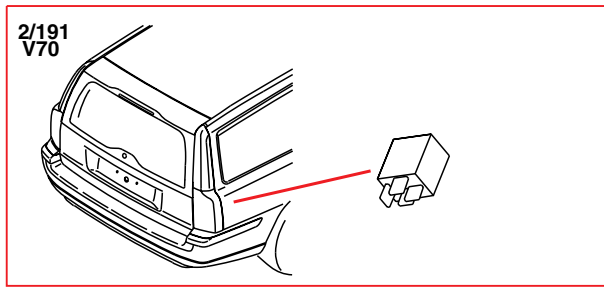
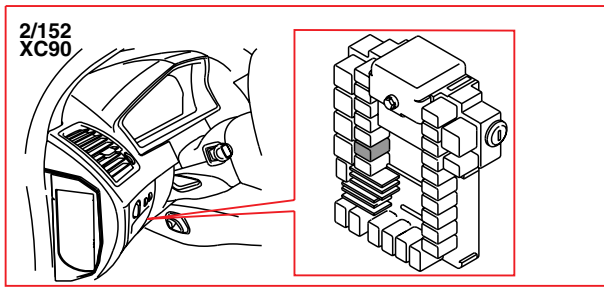
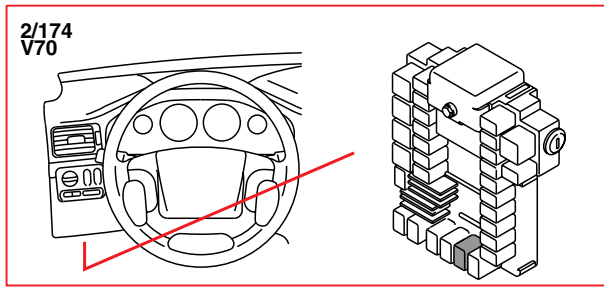
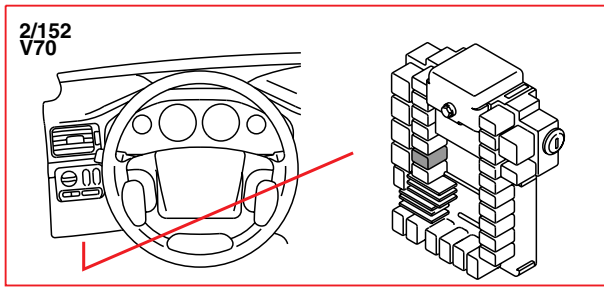
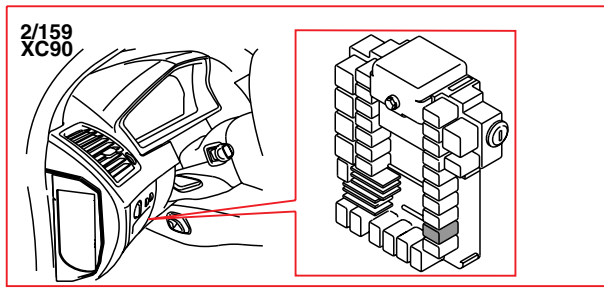
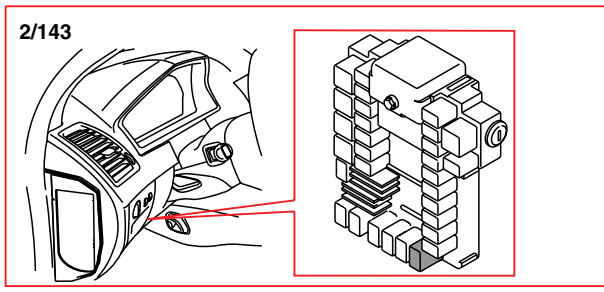
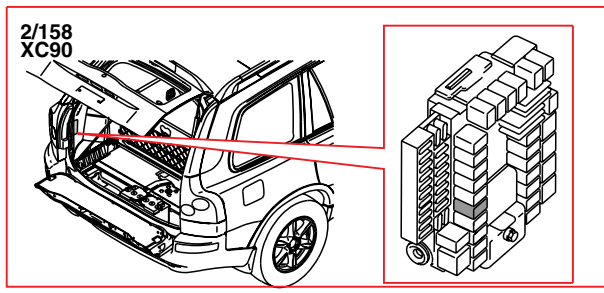
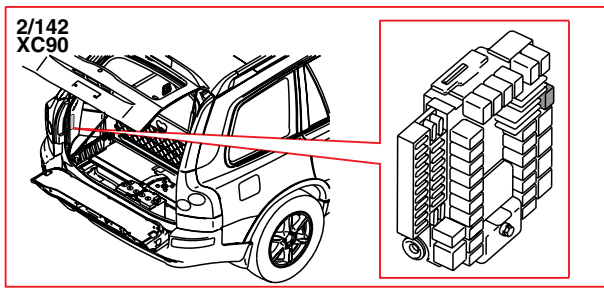
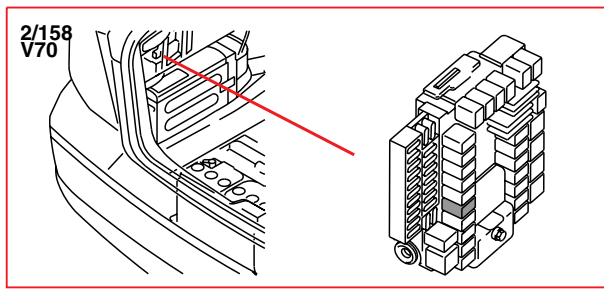
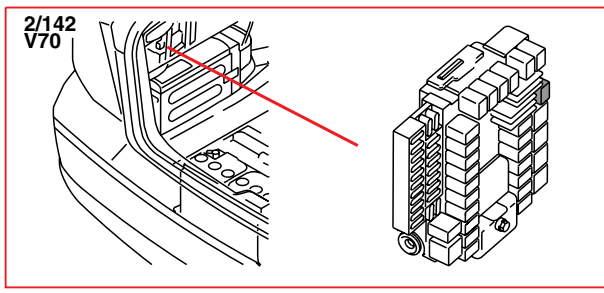
Component illustrations

2/116 XC90 - 2/140



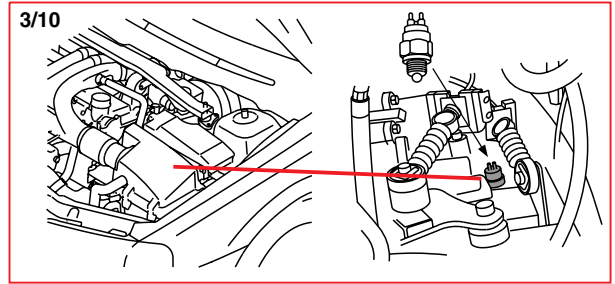
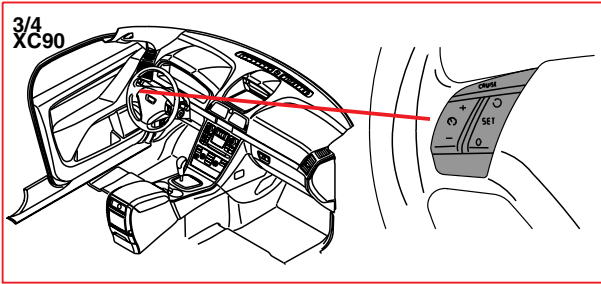
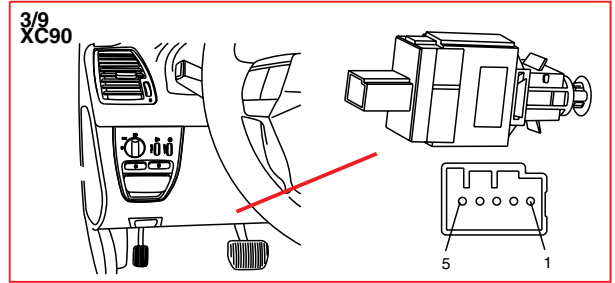
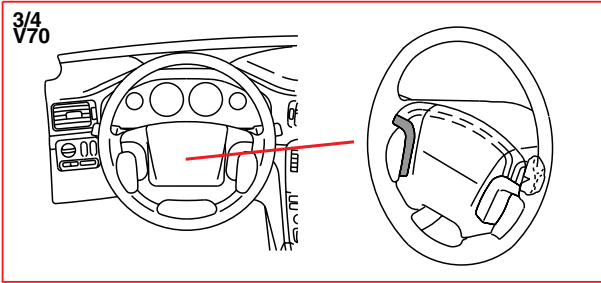
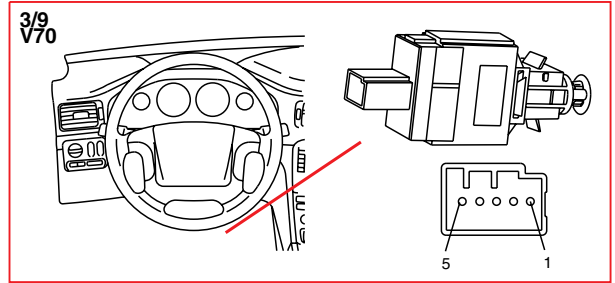
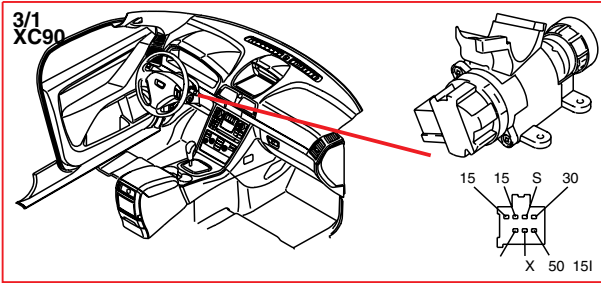
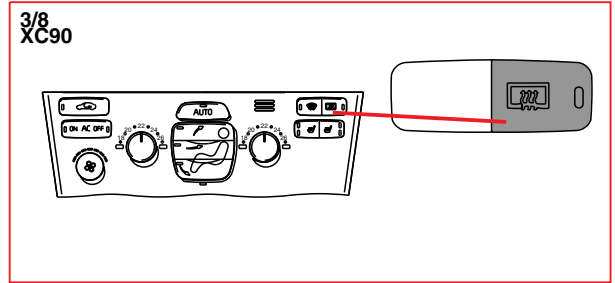
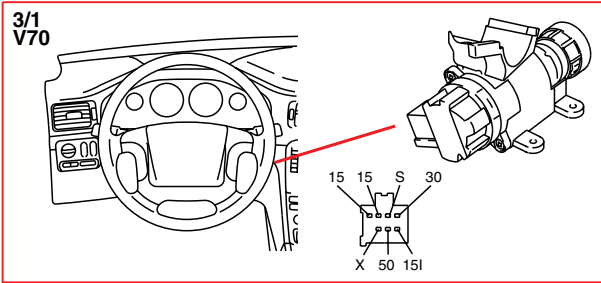
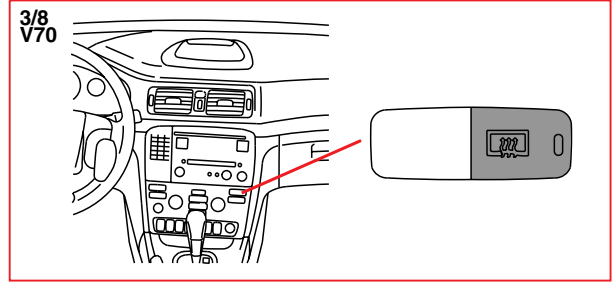
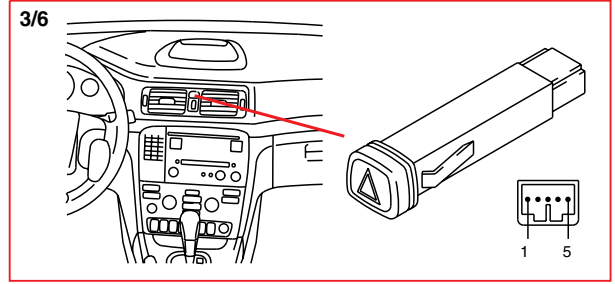
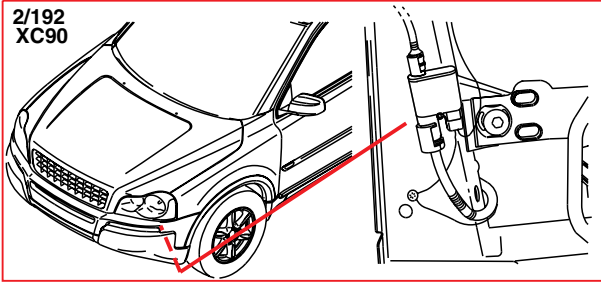
Component illustrations

2/142 - 2/192 V70



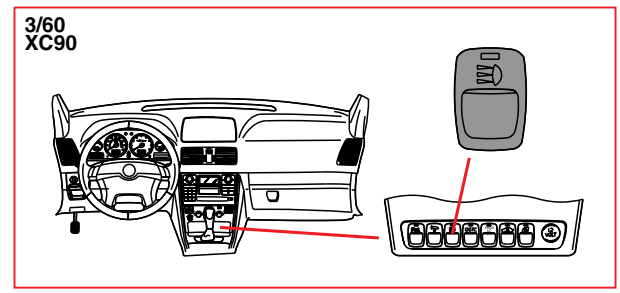
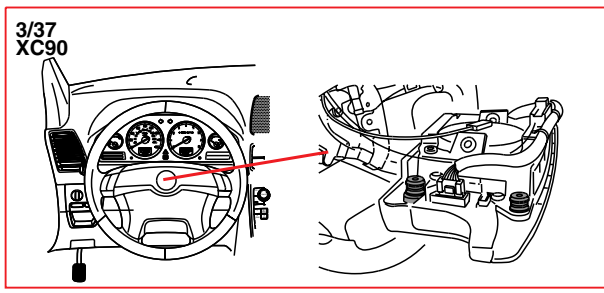
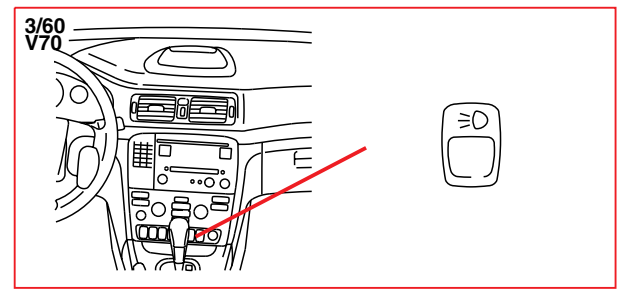
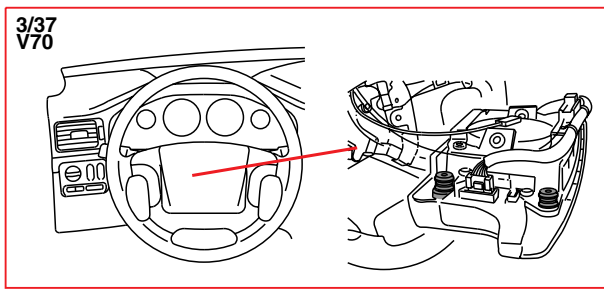
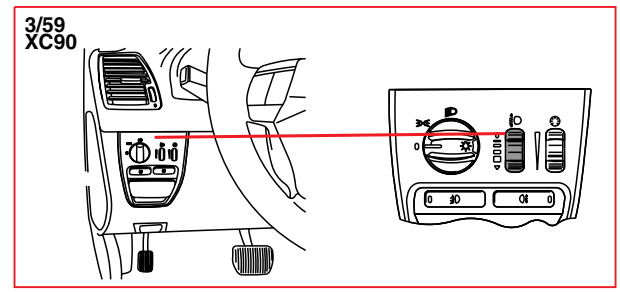
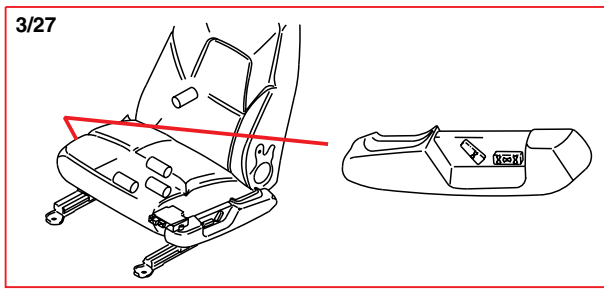
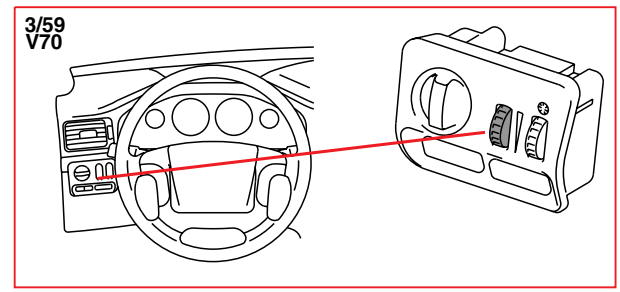
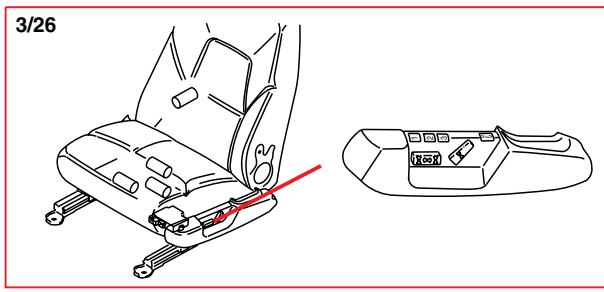
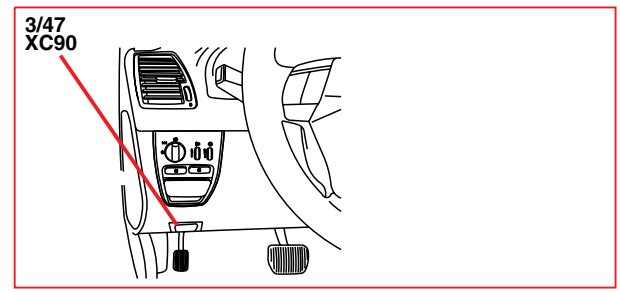
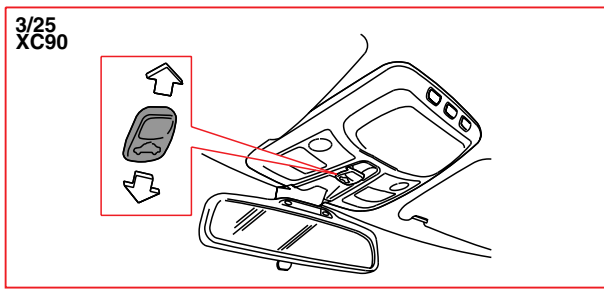
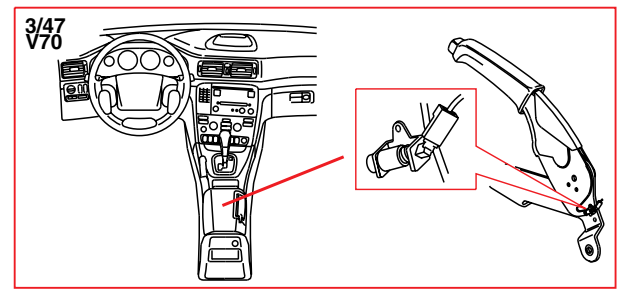
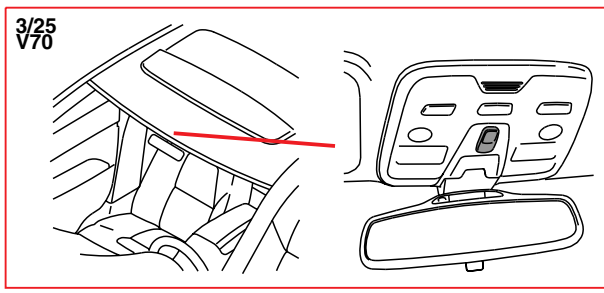
Component illustrations

2/192 XC90 - 3/10



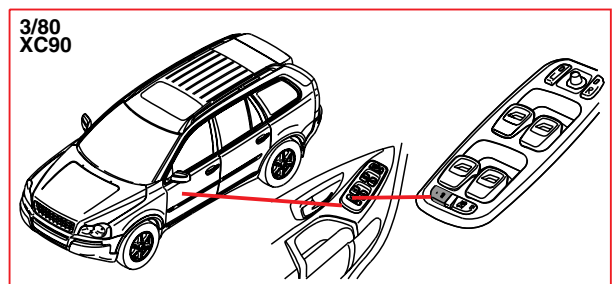
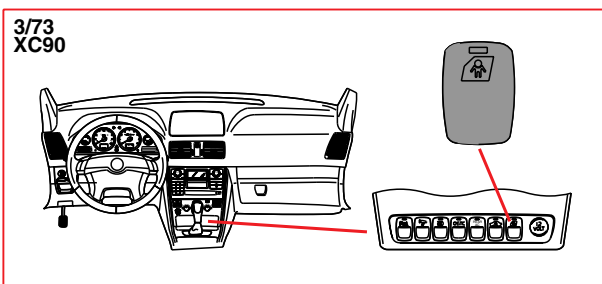
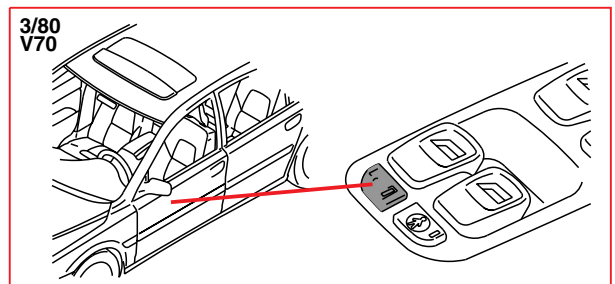
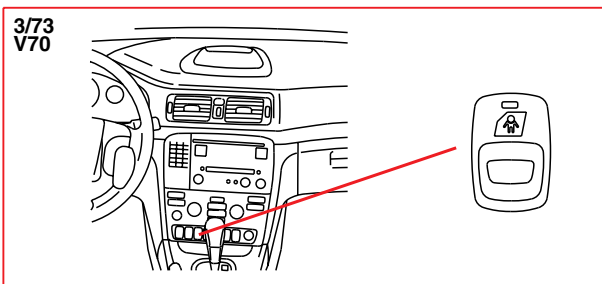
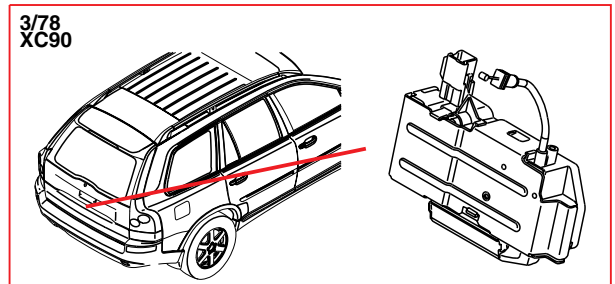
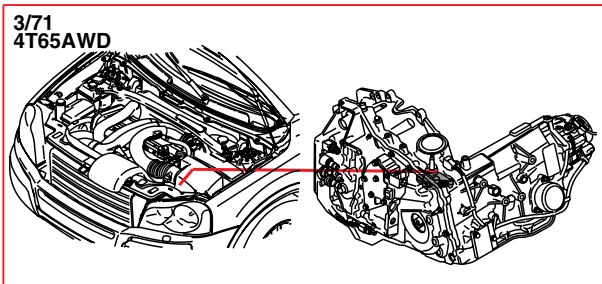
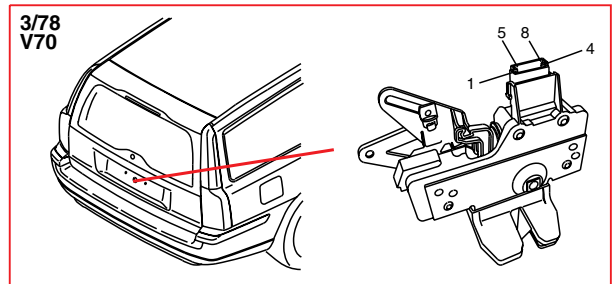
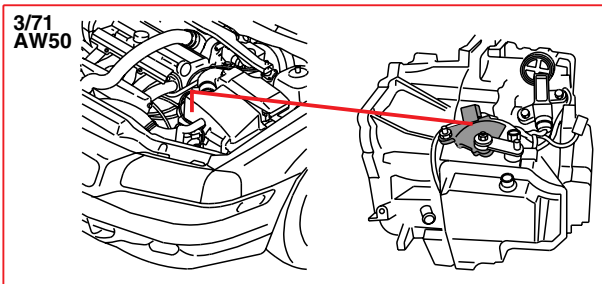
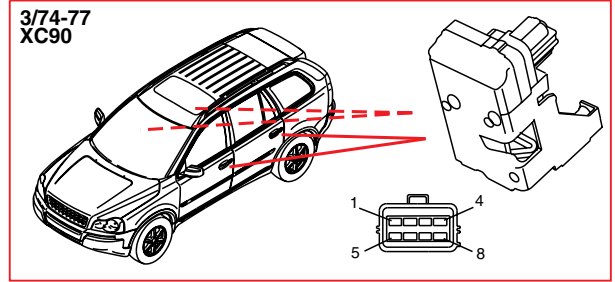
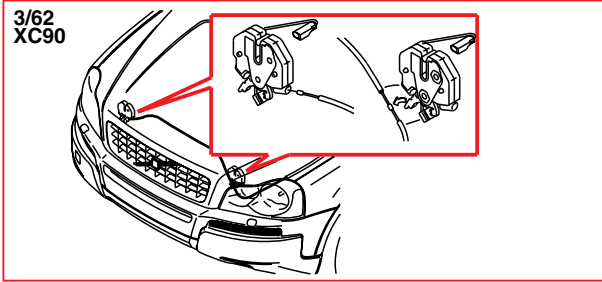
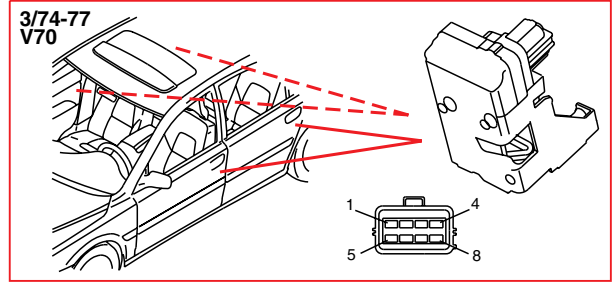
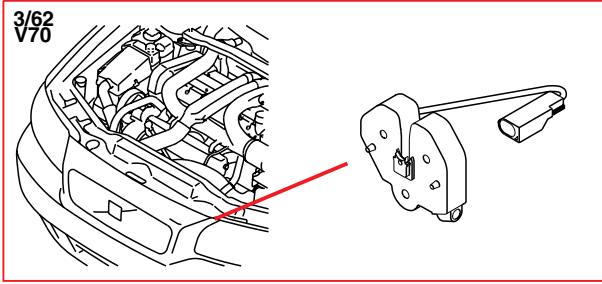
Component illustrations

3/25 - 3/60



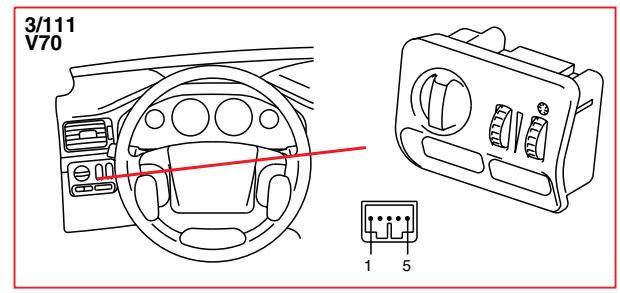
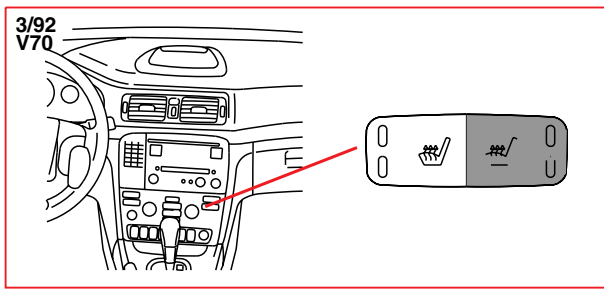
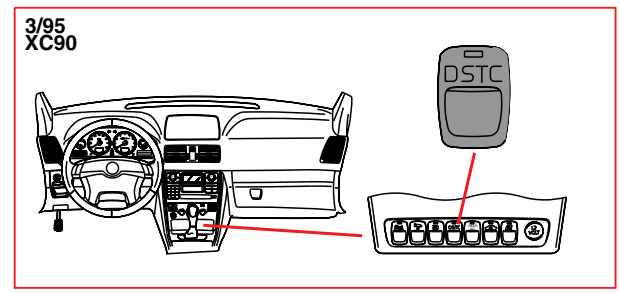
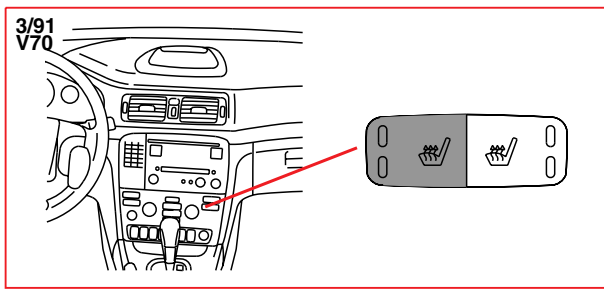
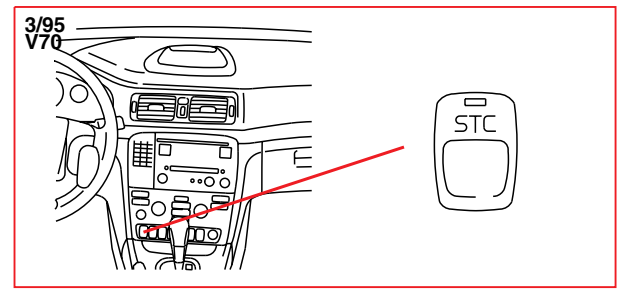
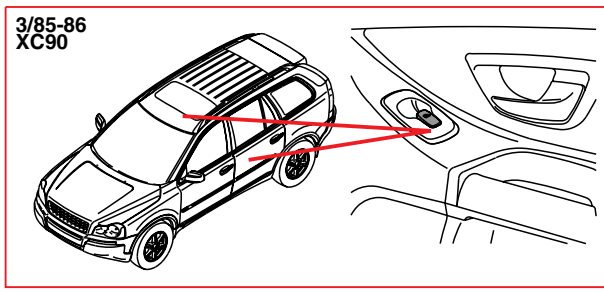
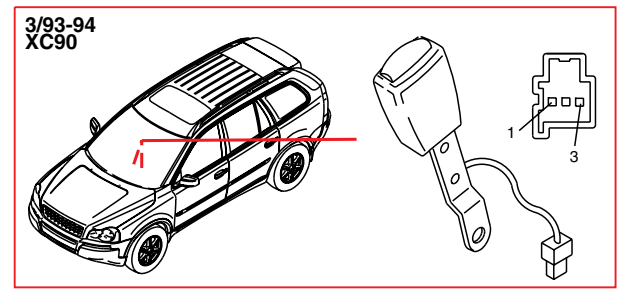
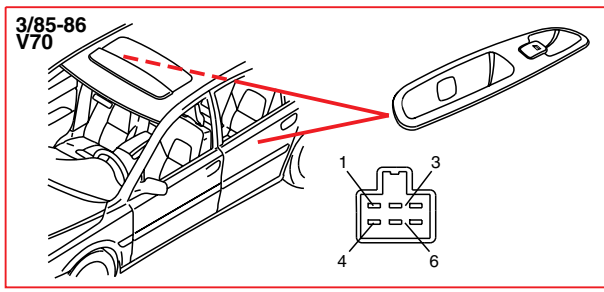
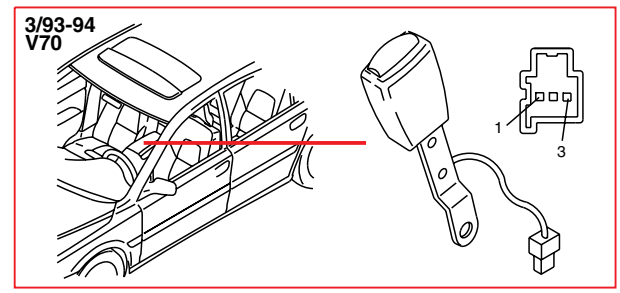
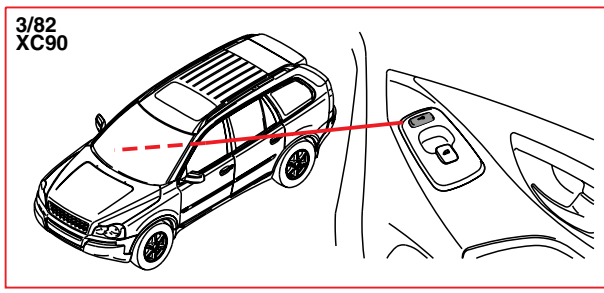
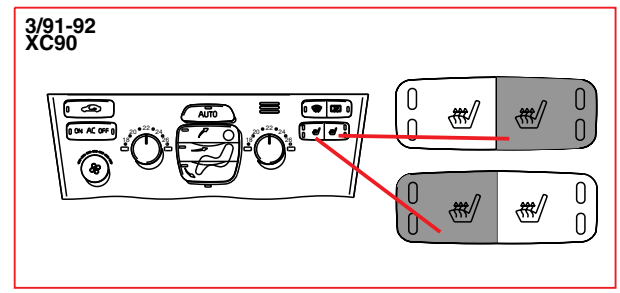
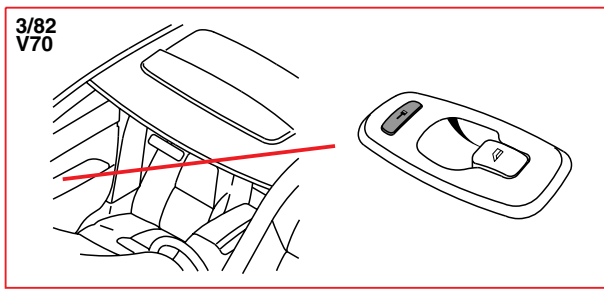
Component illustrations

3/62 - 3/80



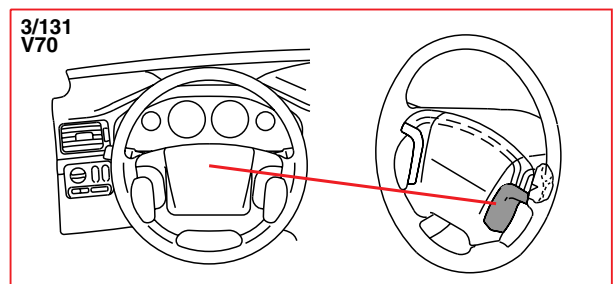
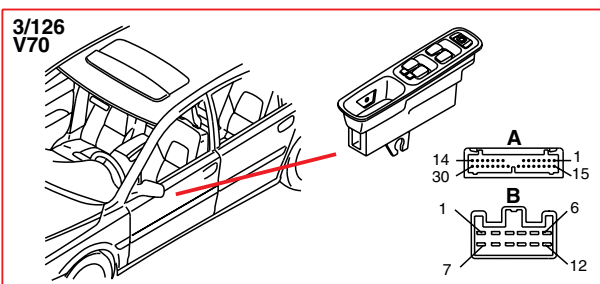
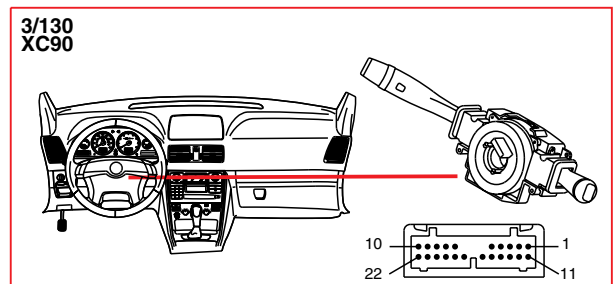
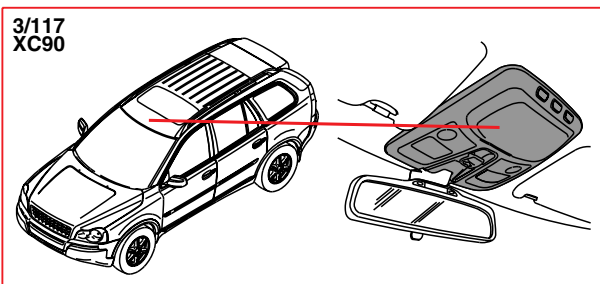
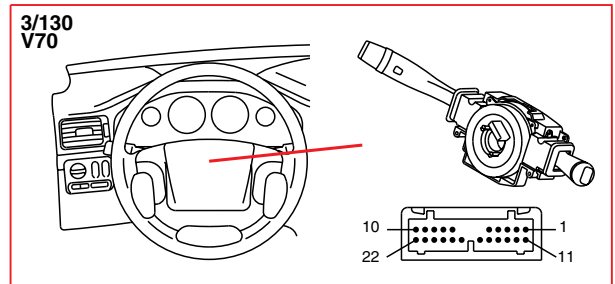
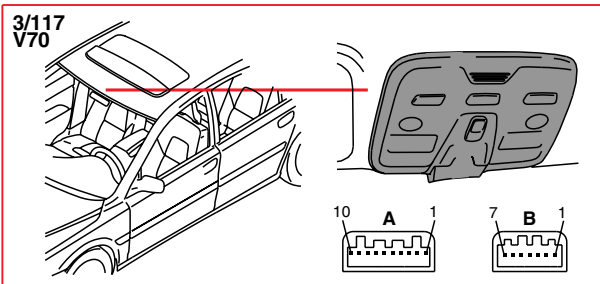
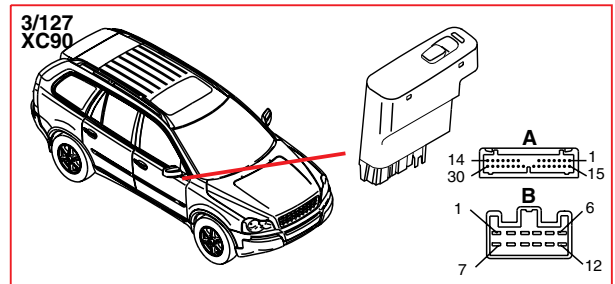
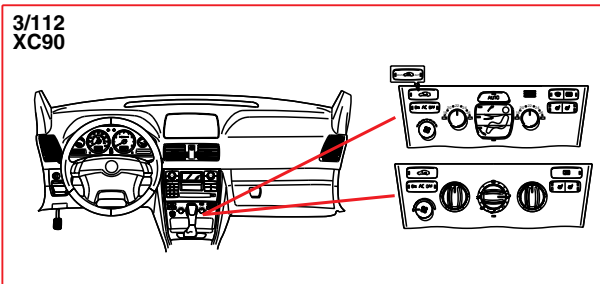
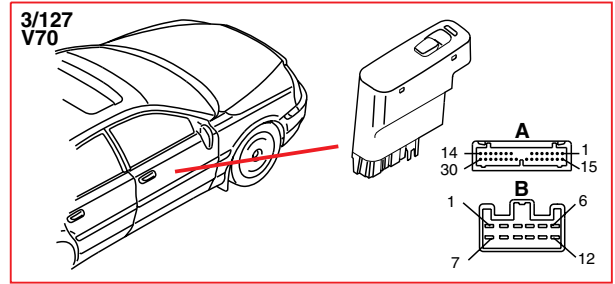
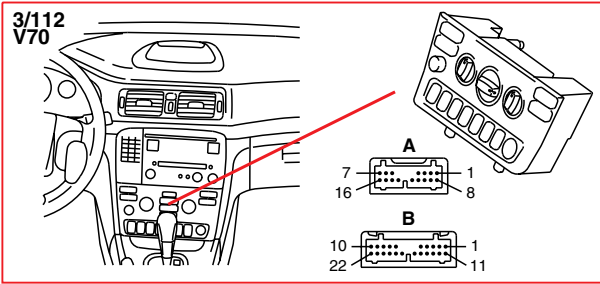
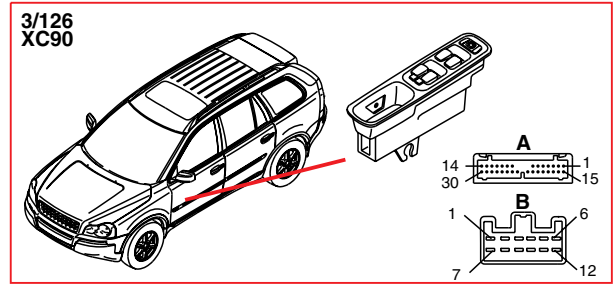
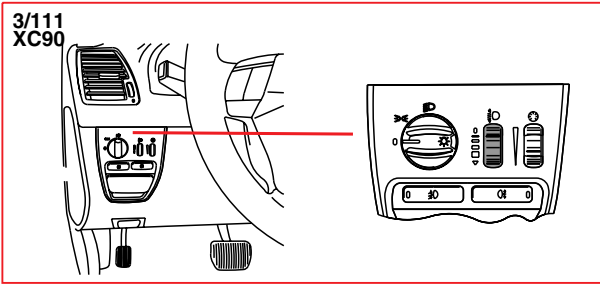
Component illustrations

3/82 - 3/111 V70



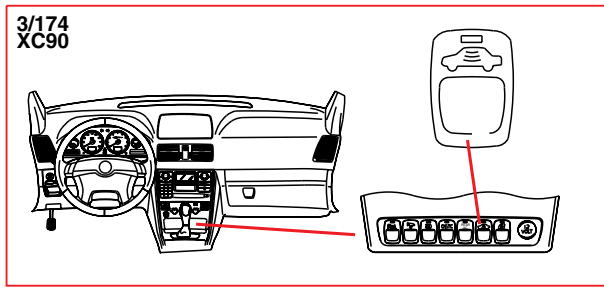
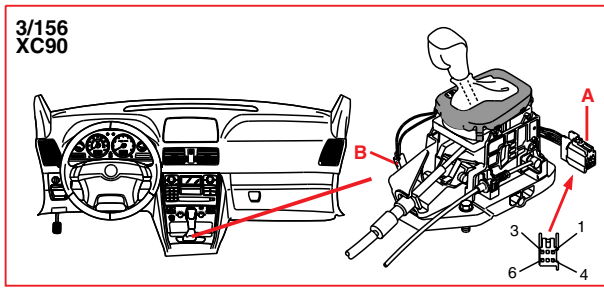
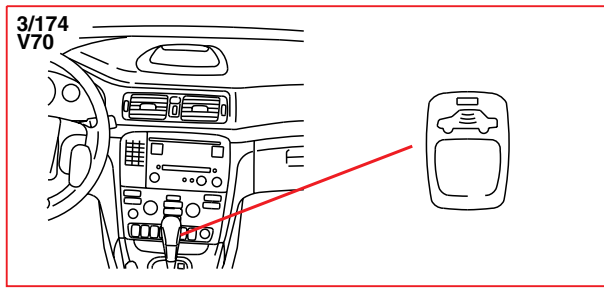
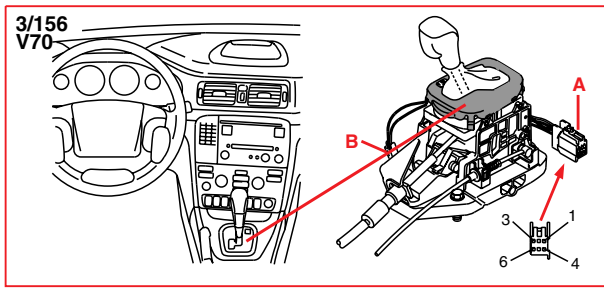
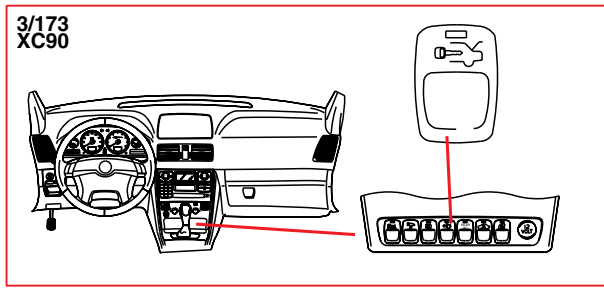
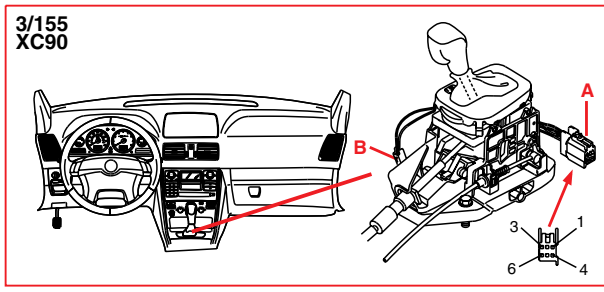
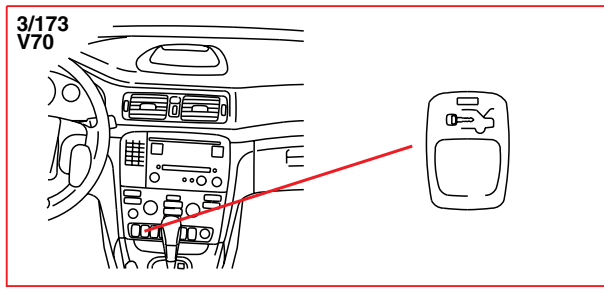
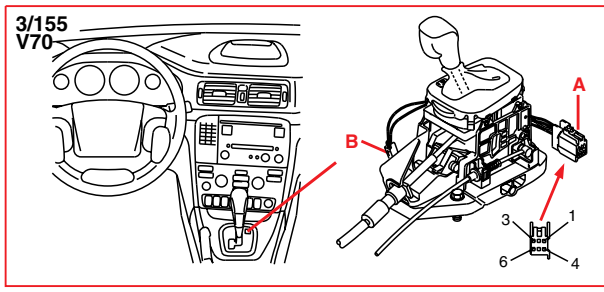
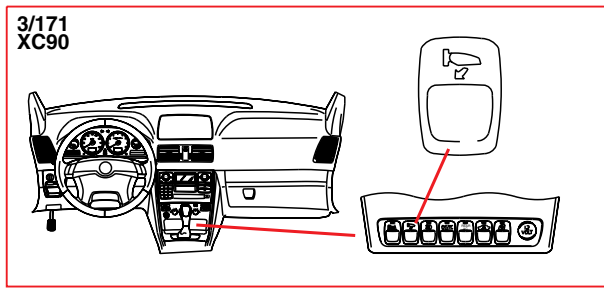
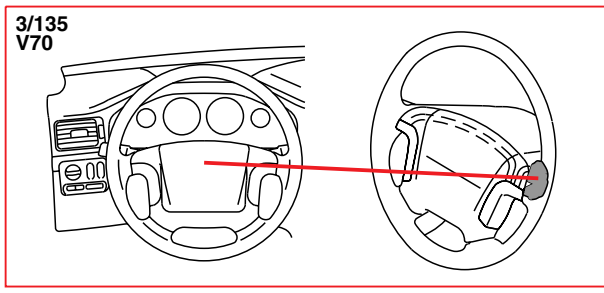
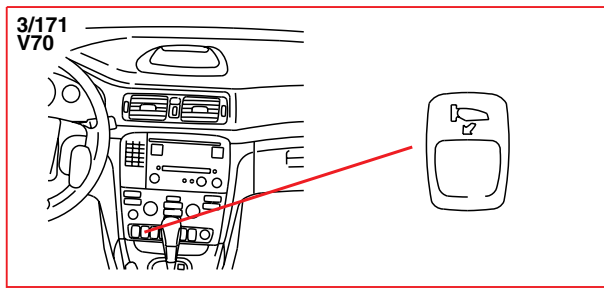
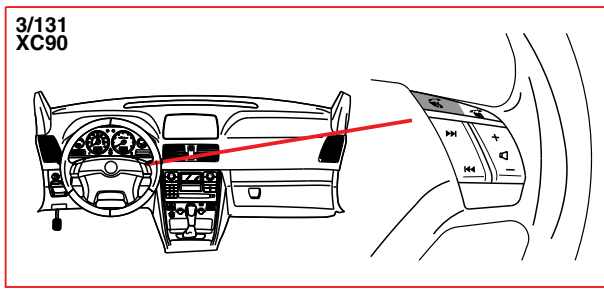
Component illustrations

3/111 XC90 - 3/131 V70



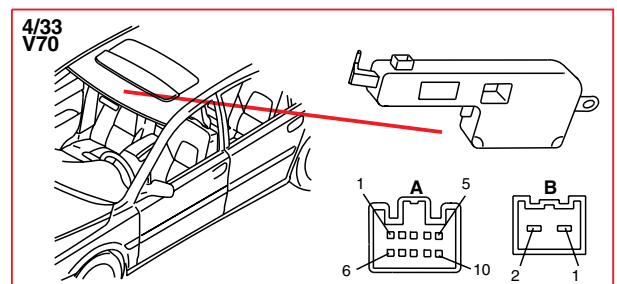
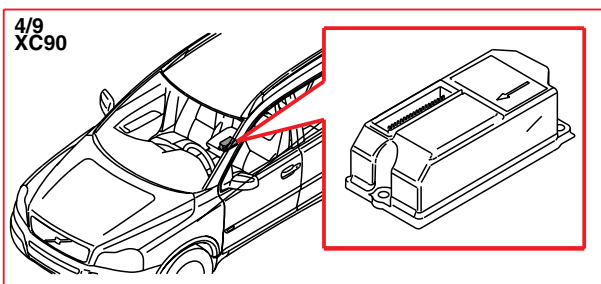
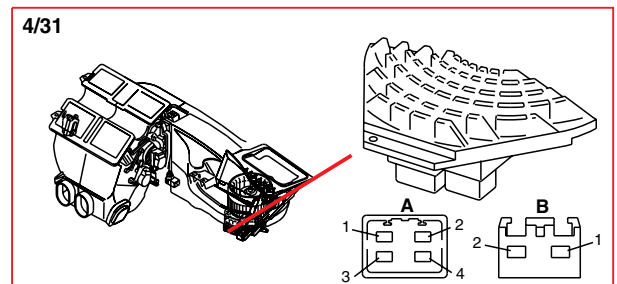
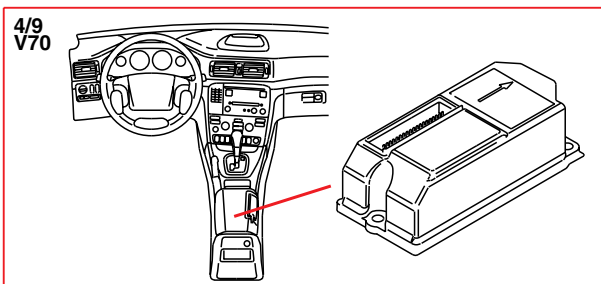
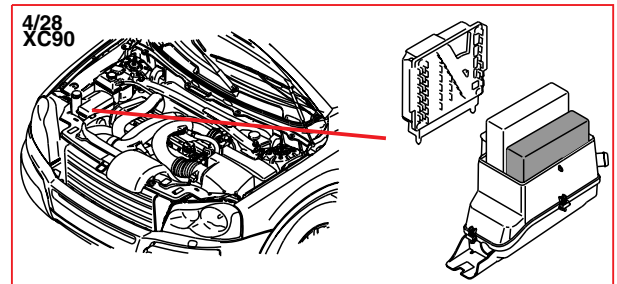
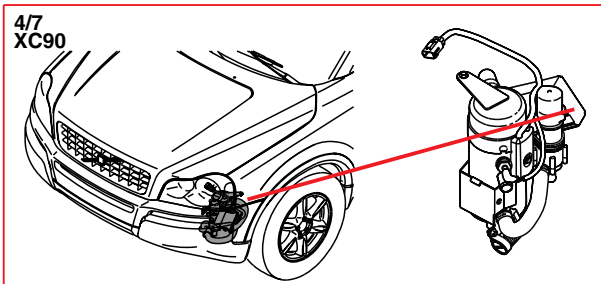
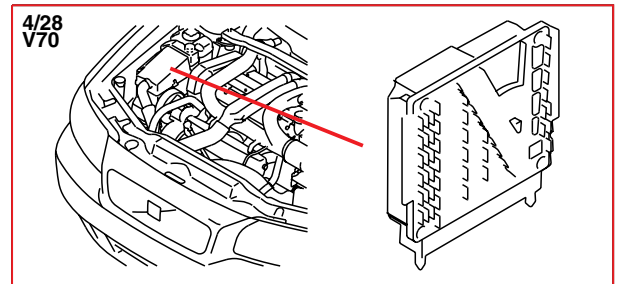
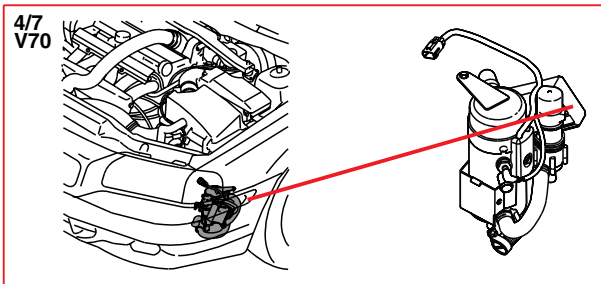
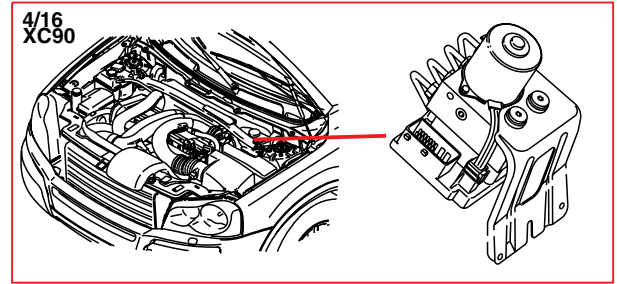
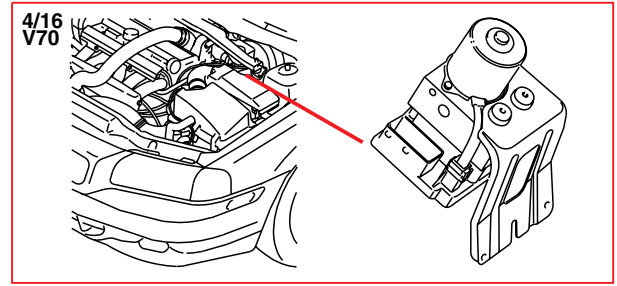

Component illustrations

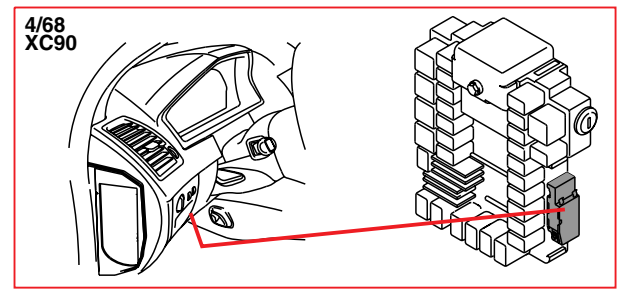
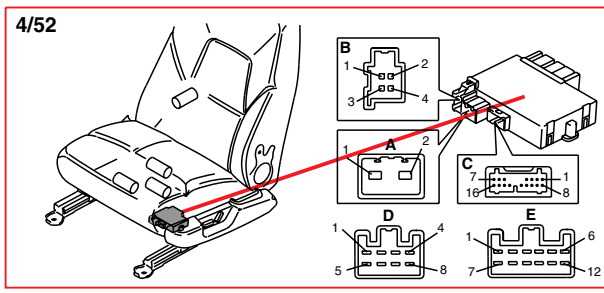
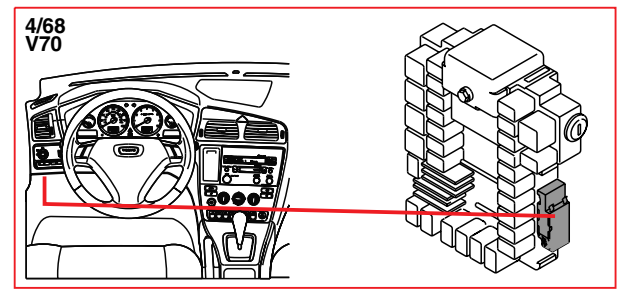
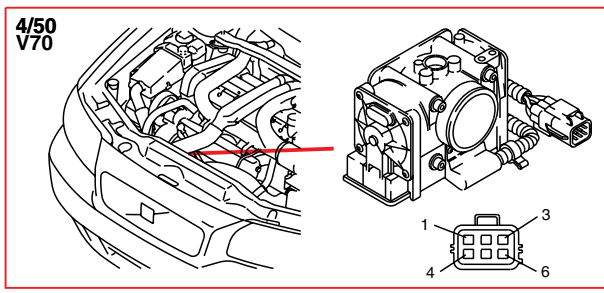
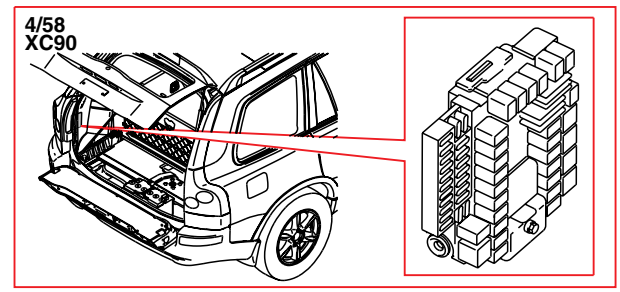
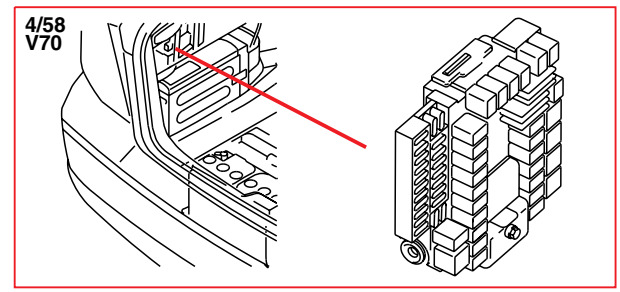
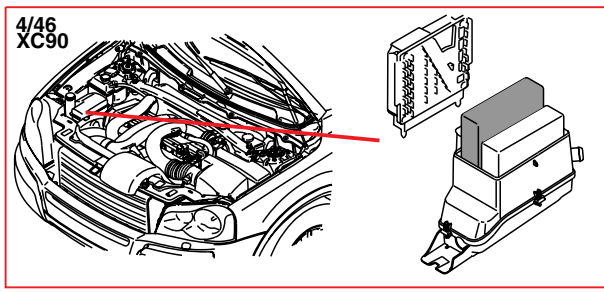
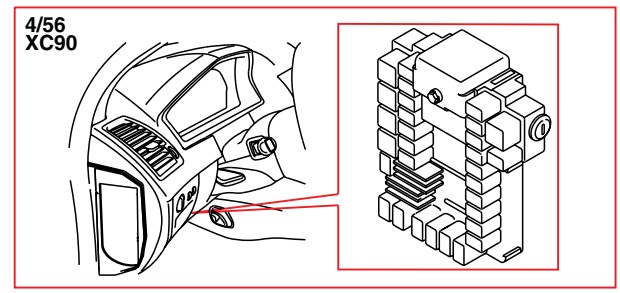
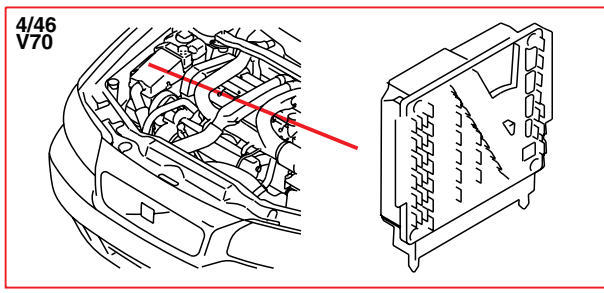
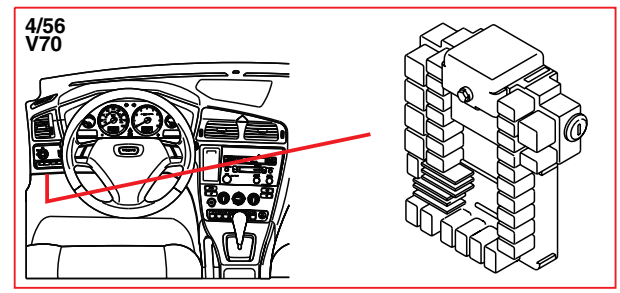
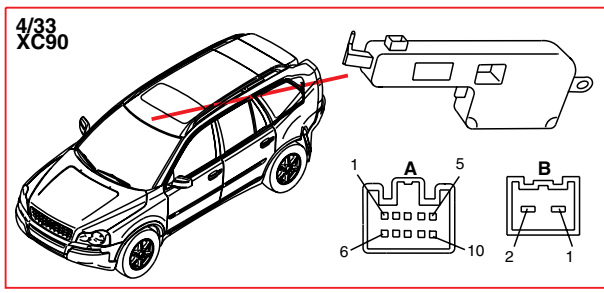
3/131 XC90 - 3/174



Component illustrations

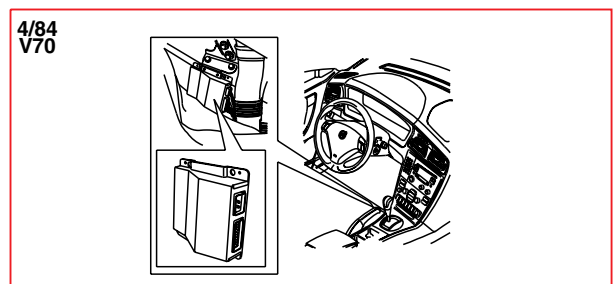
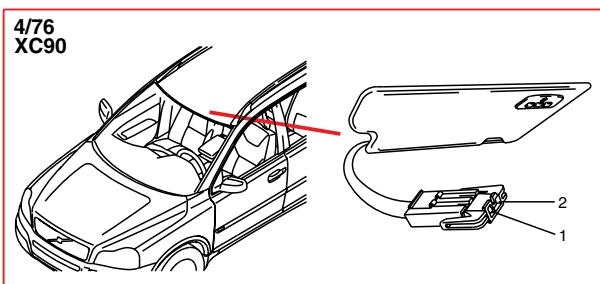
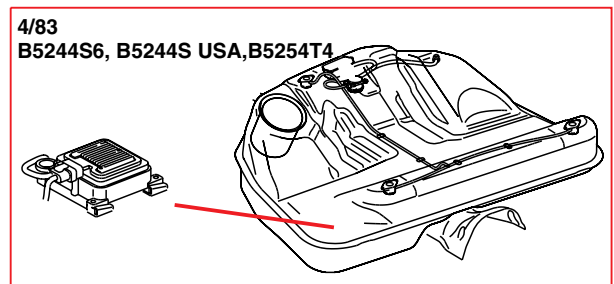
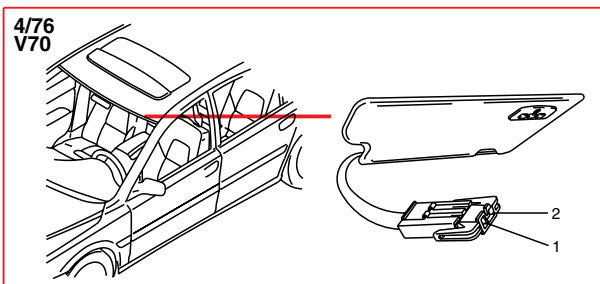
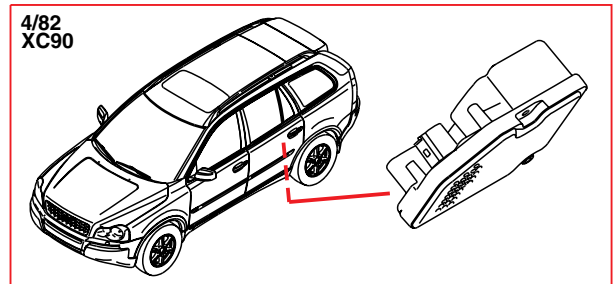
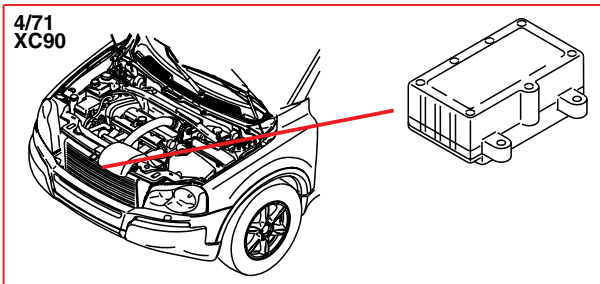
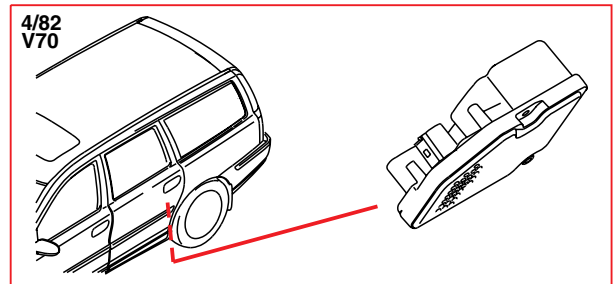
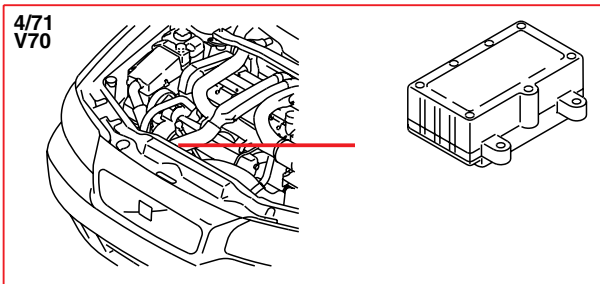
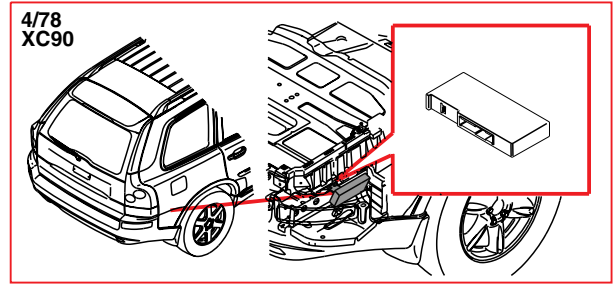
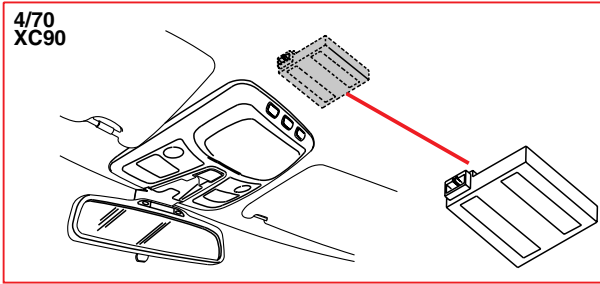
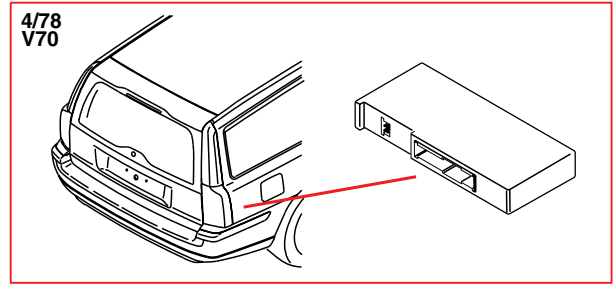
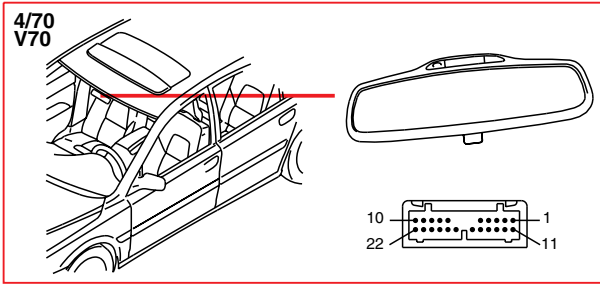
3/225 - 4/33 V70





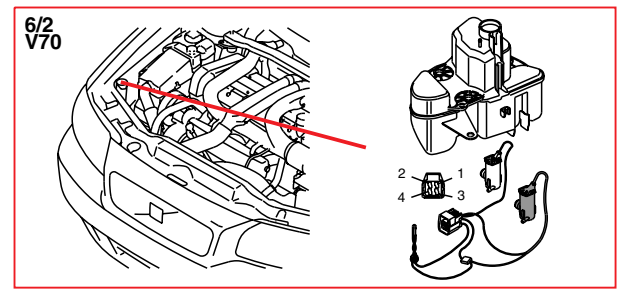
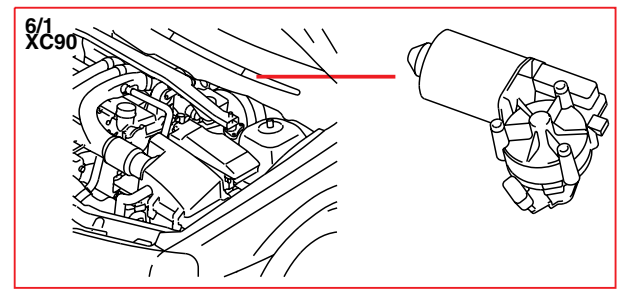
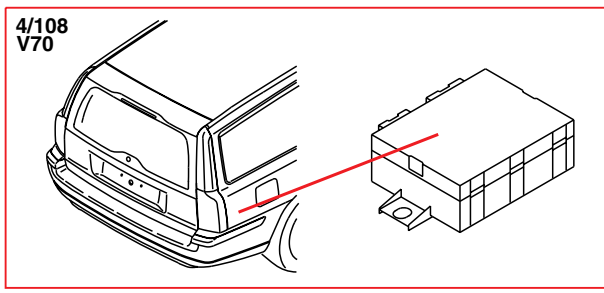
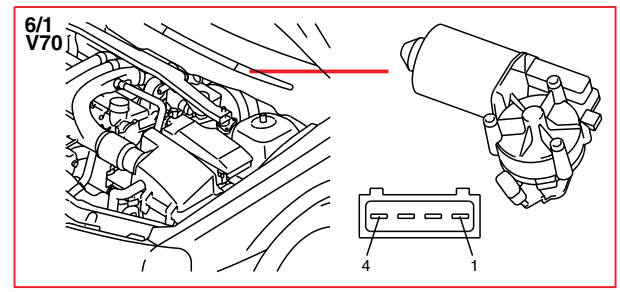
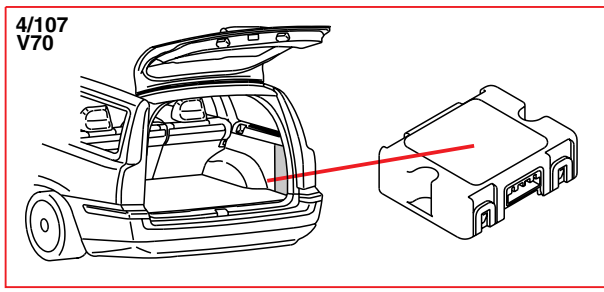
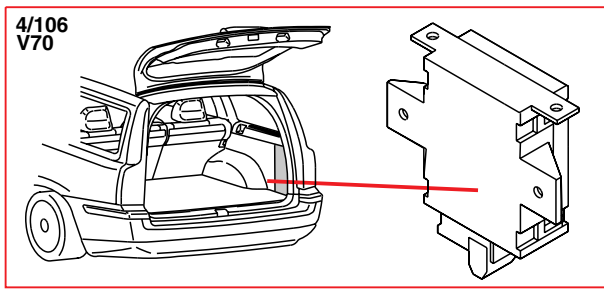
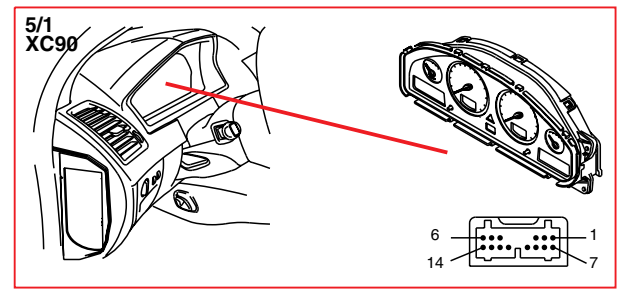
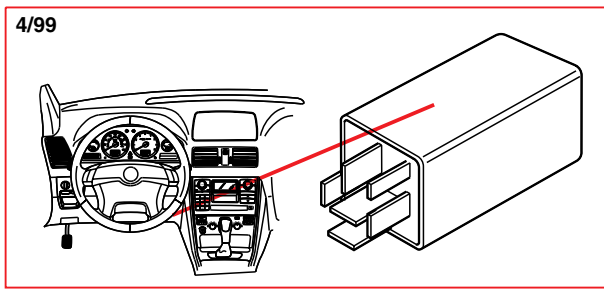
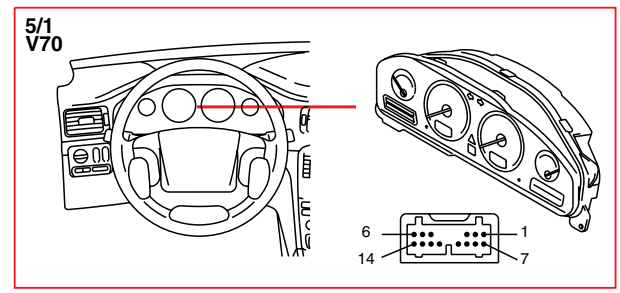
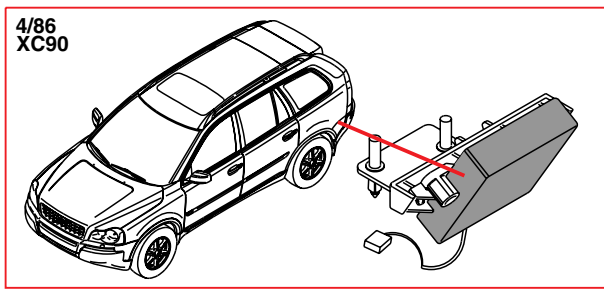
Component illustrations

4/70 - 4/84



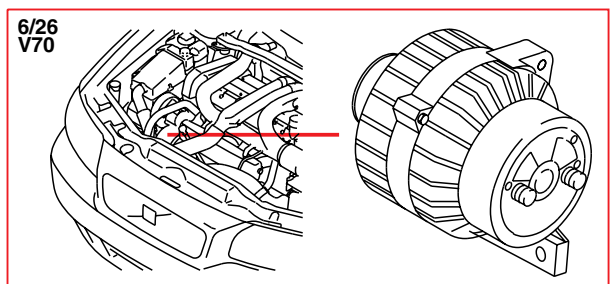
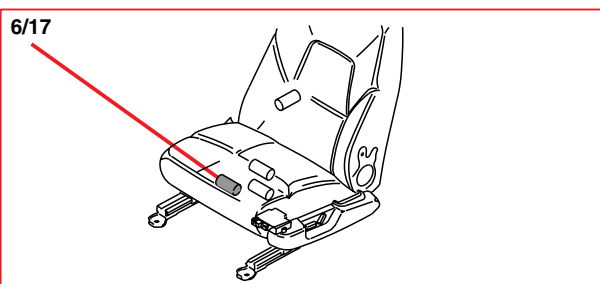
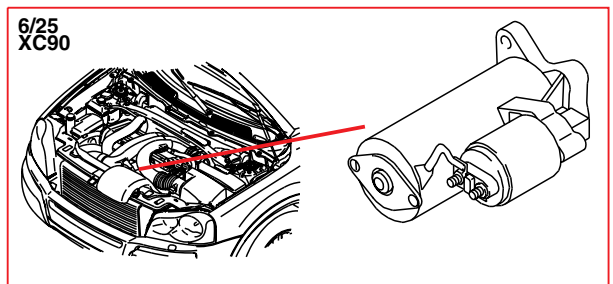
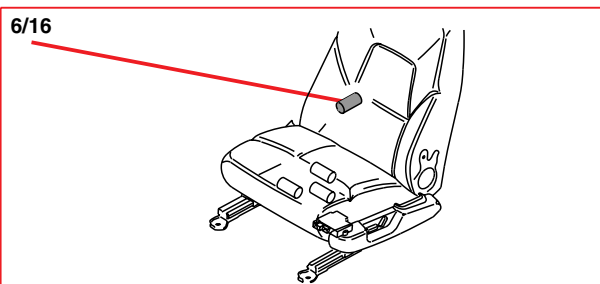
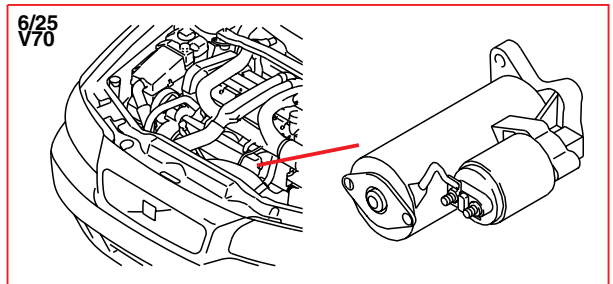
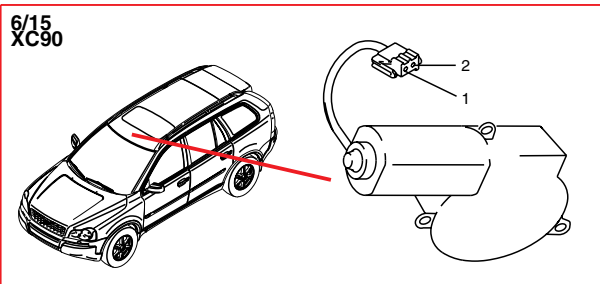
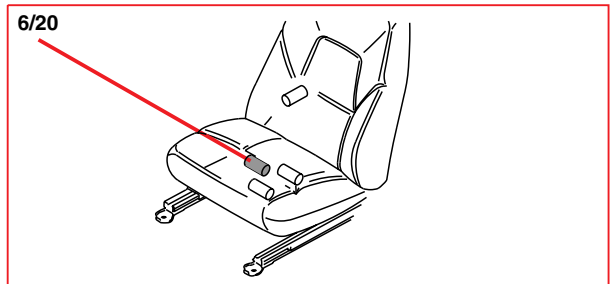
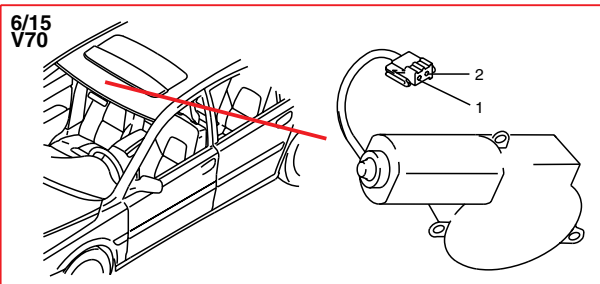
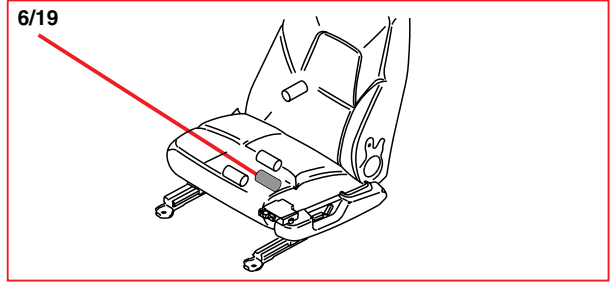
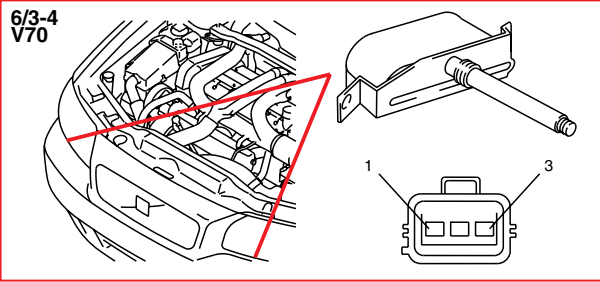
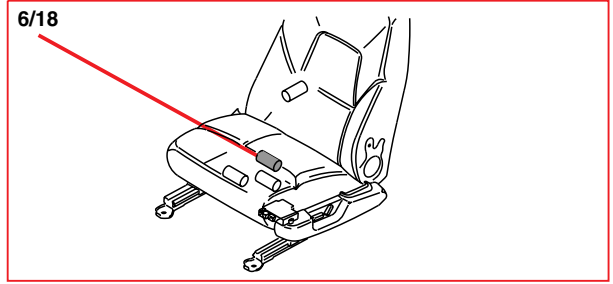
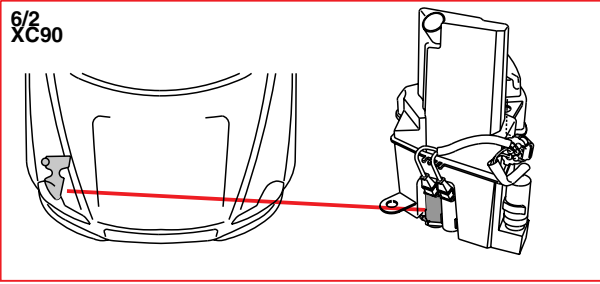
Component illustrations

4/86 - 6/2 V70



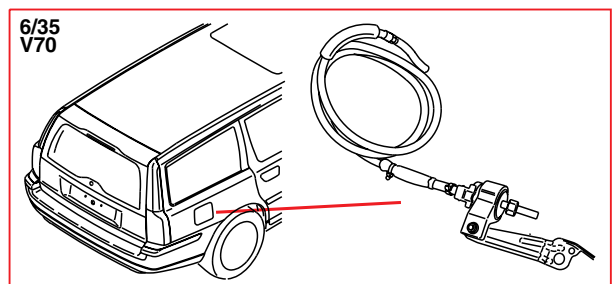
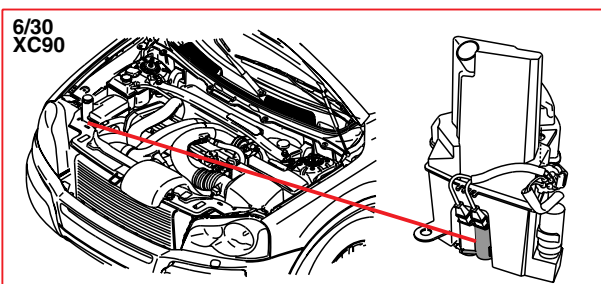
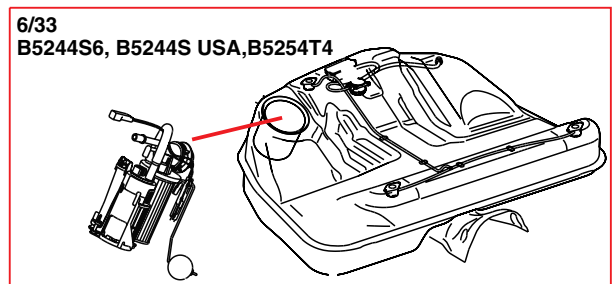
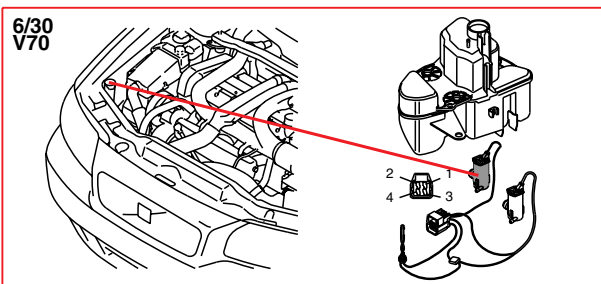
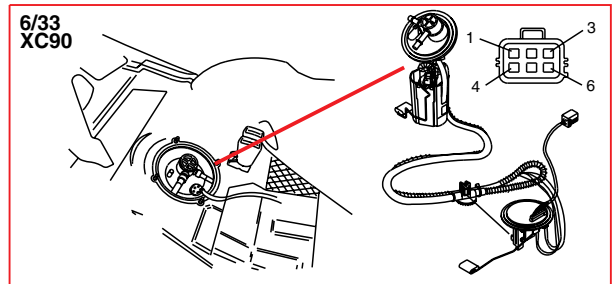
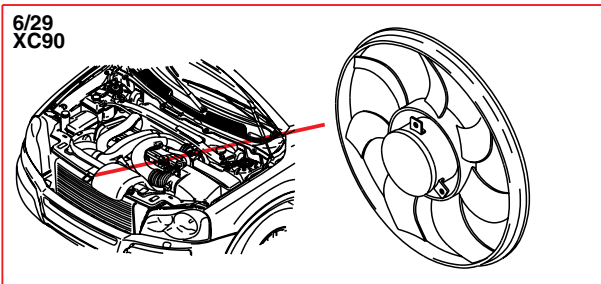
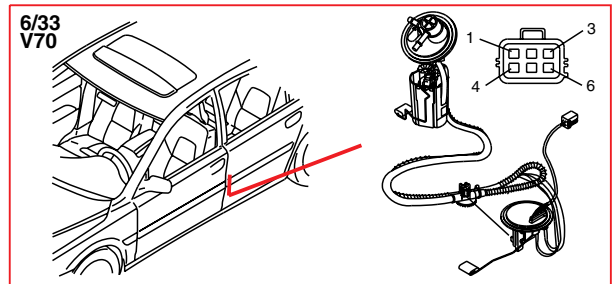
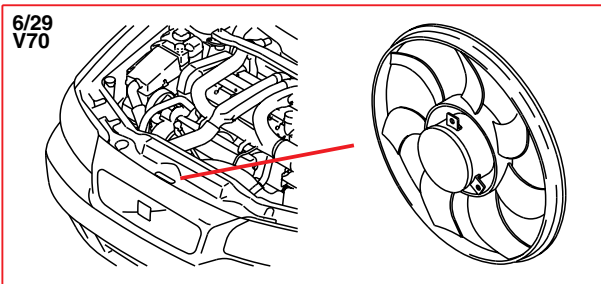
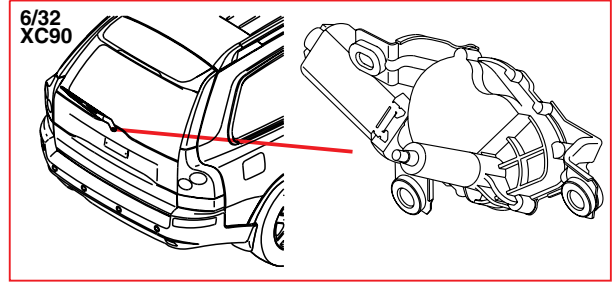
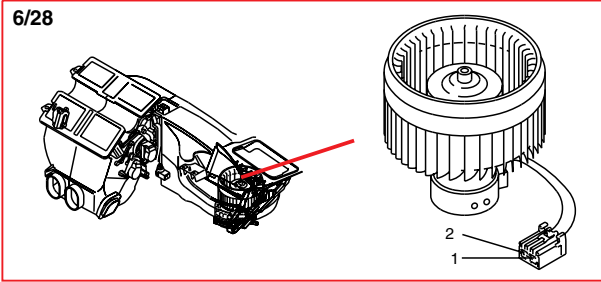
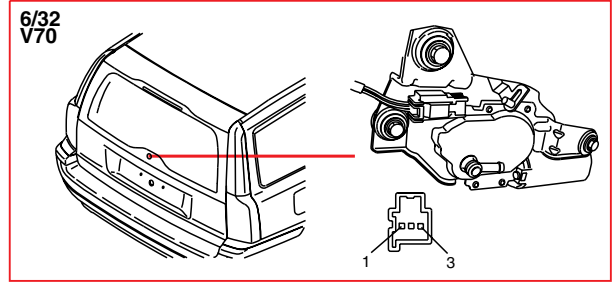
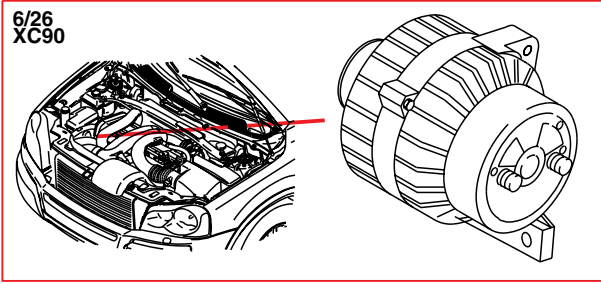
Component illustrations

6/2 XC90 - 6/26 V70



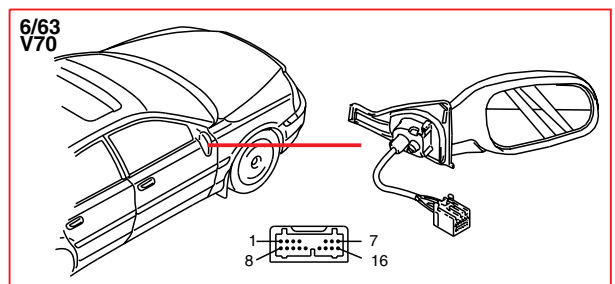
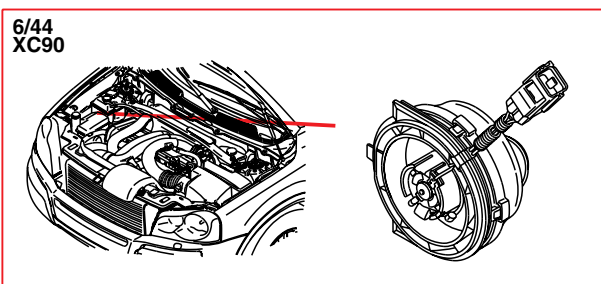
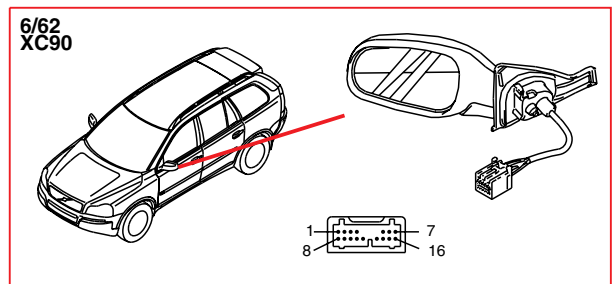
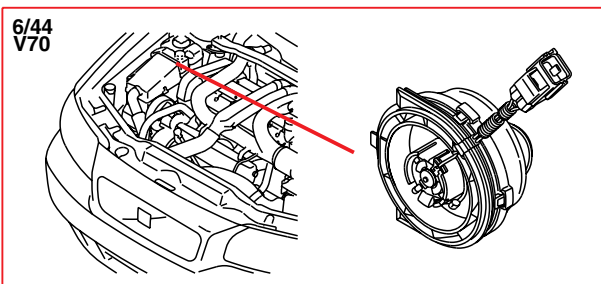
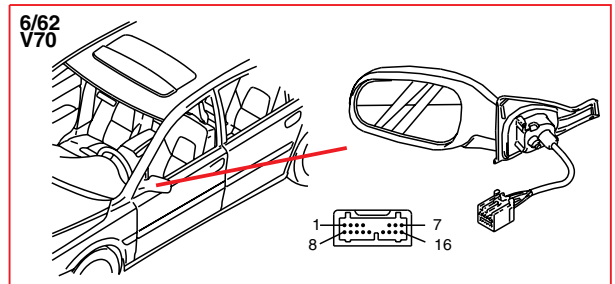
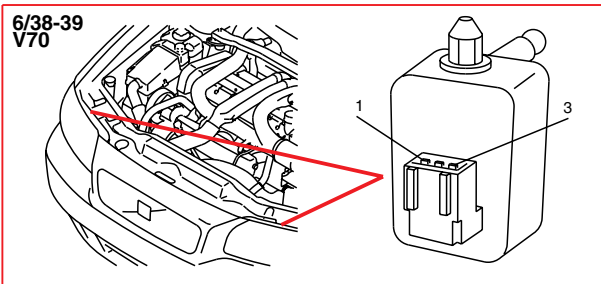
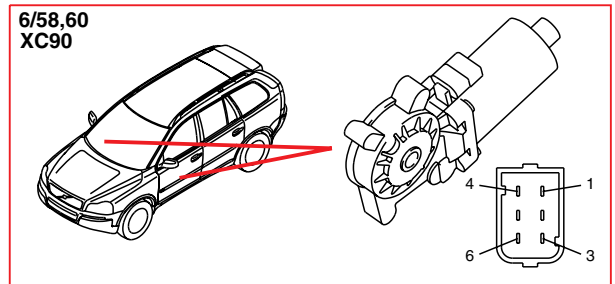
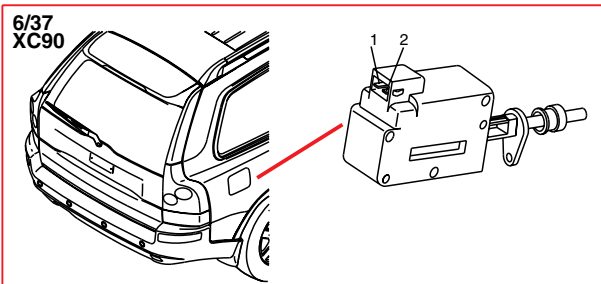
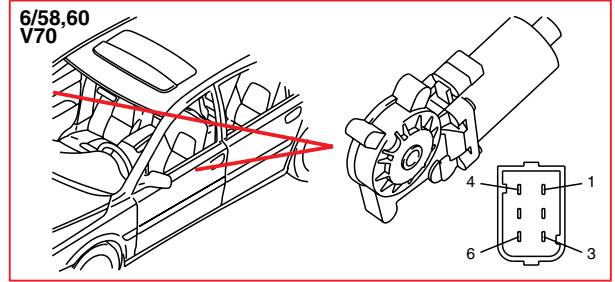
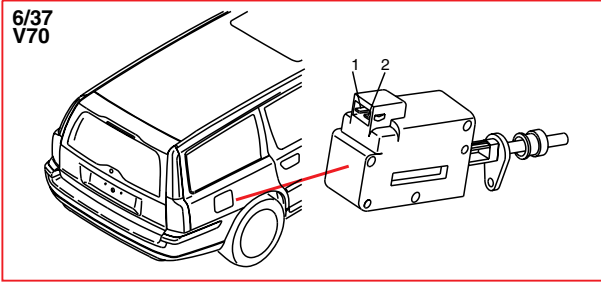
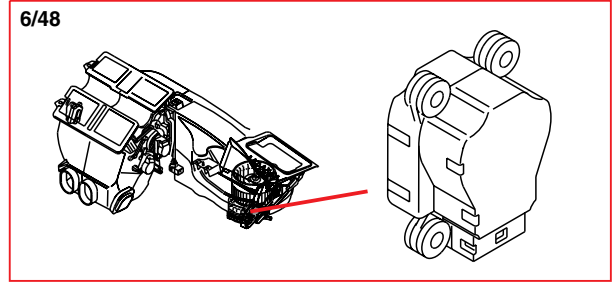
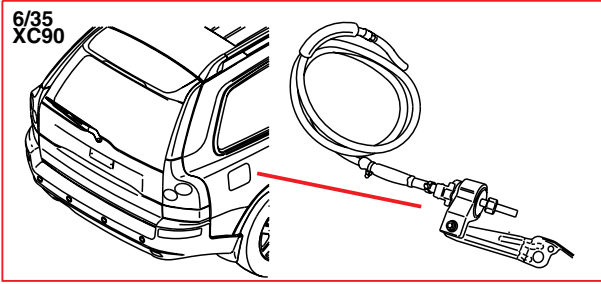
Component illustrations

6/26 XC90 - 6/35 V70



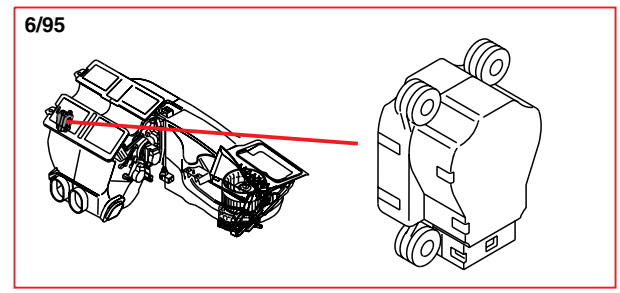
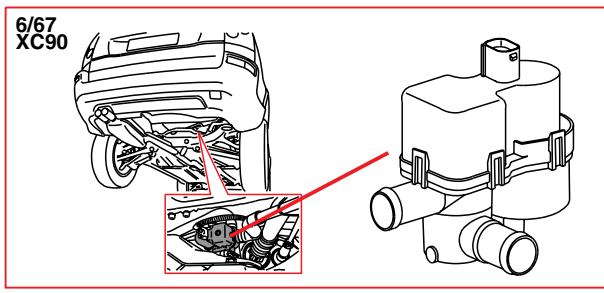
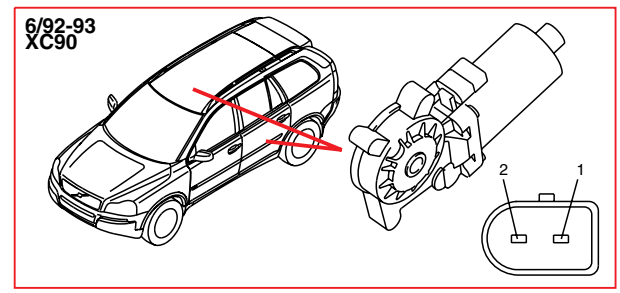
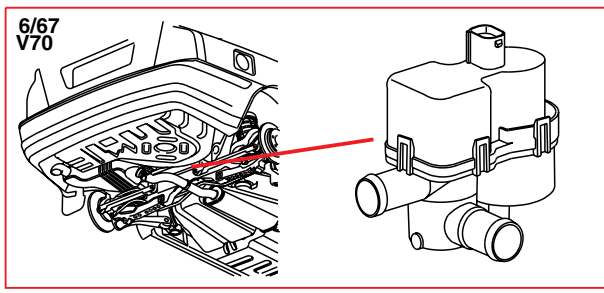
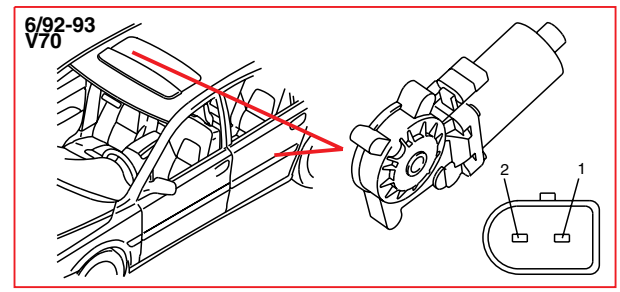
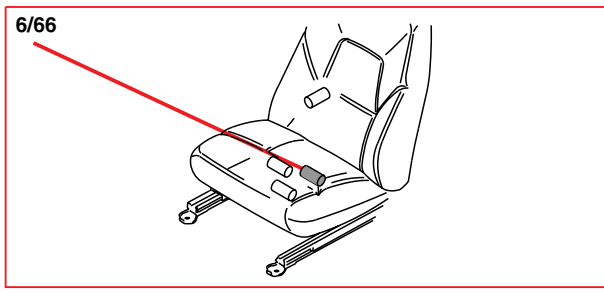
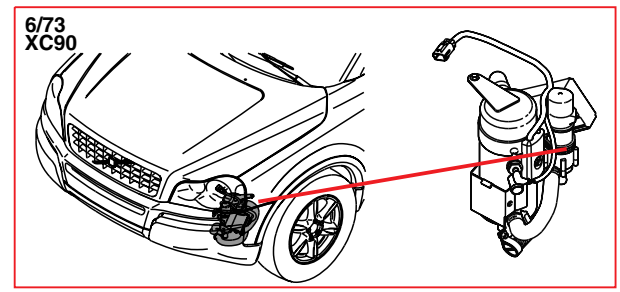
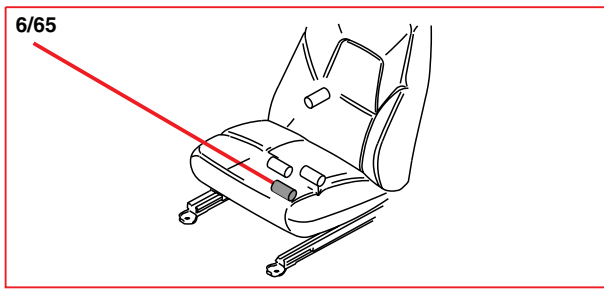
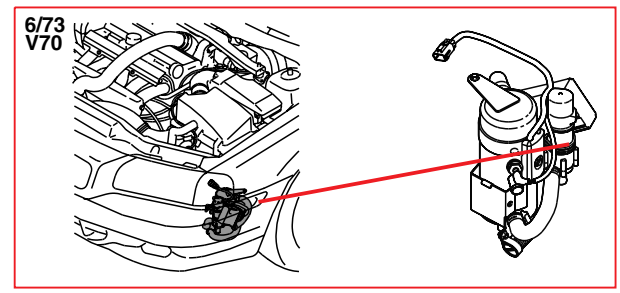
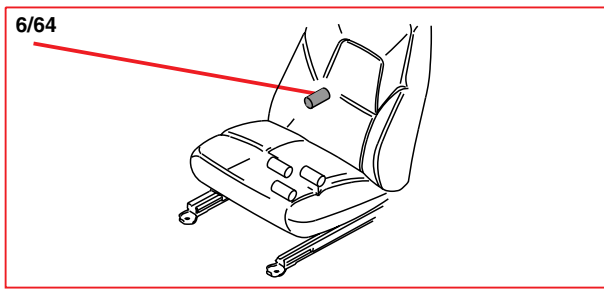
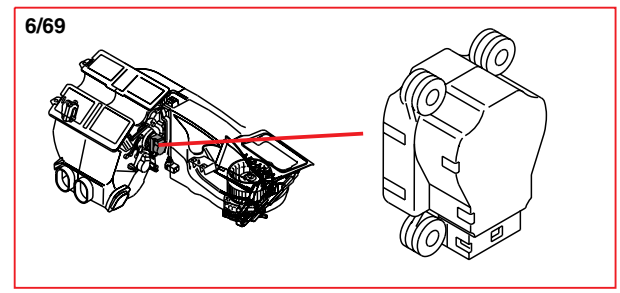
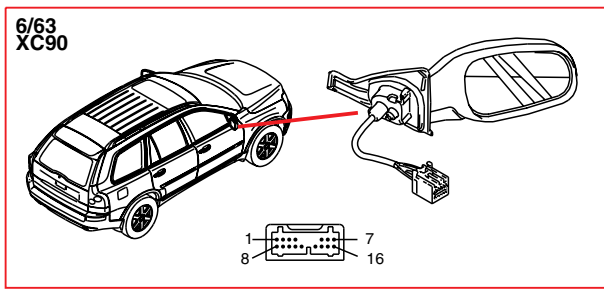
Component illustrations

6/35 XC90 - 6/63



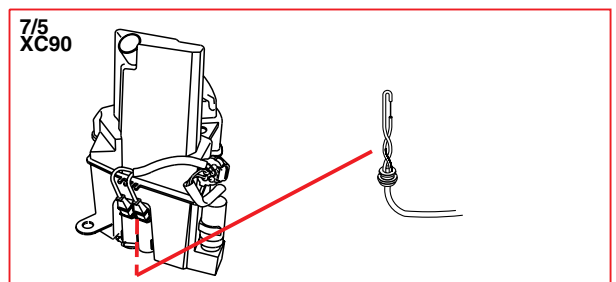
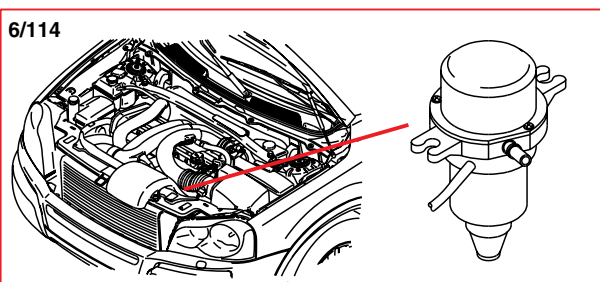
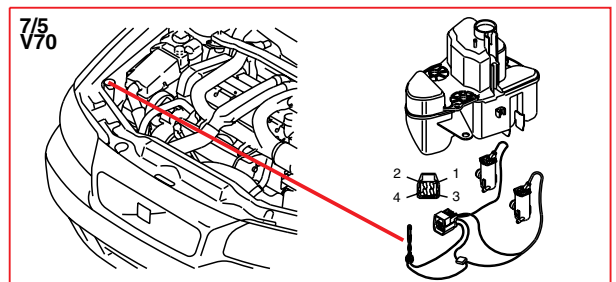
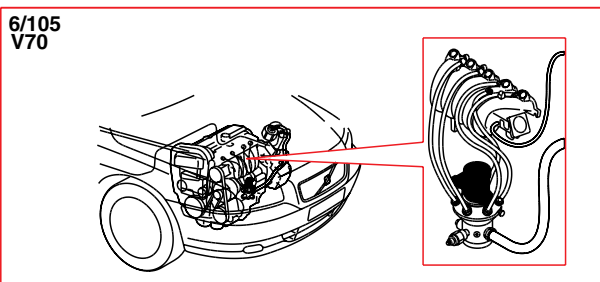
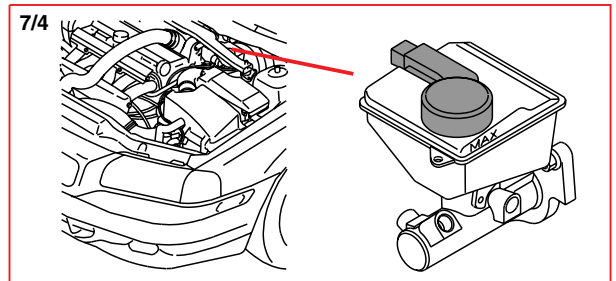
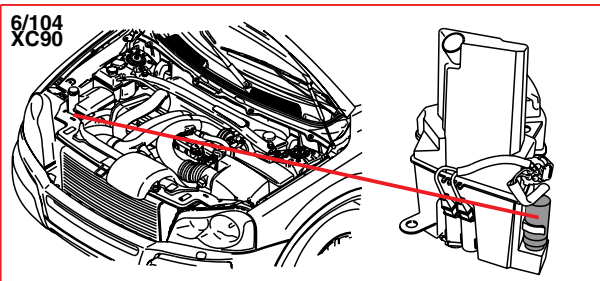
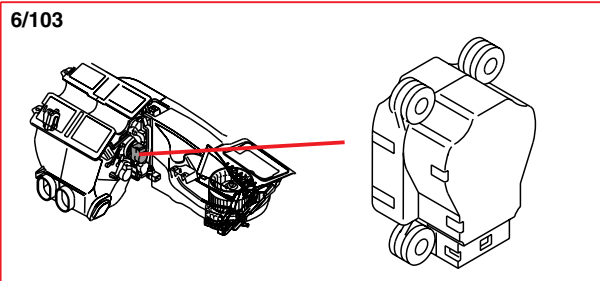
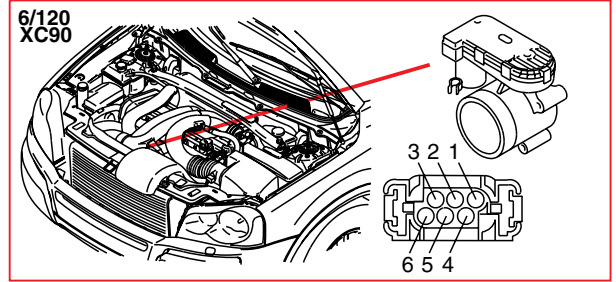
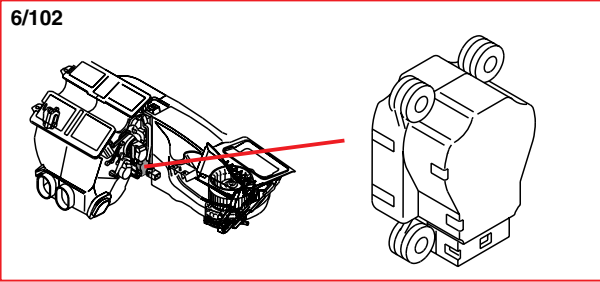
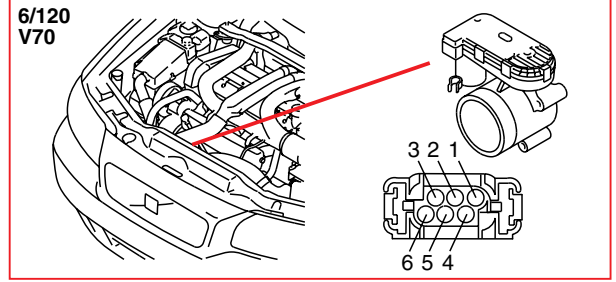
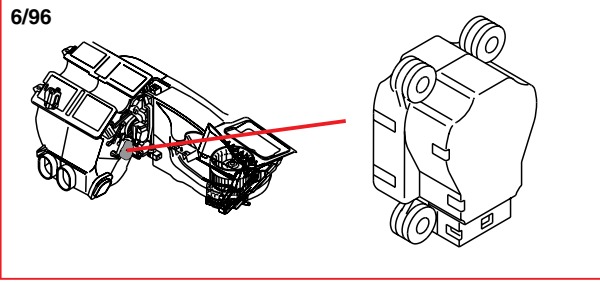
Component illustrations

6/63 XC90 - 6/95



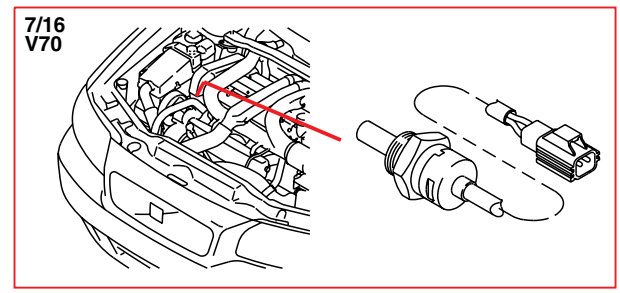
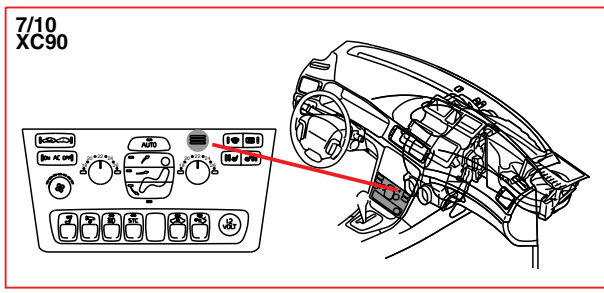
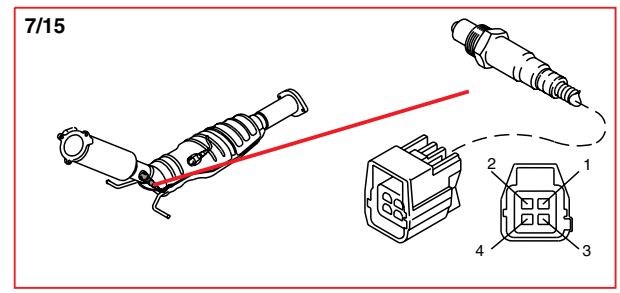
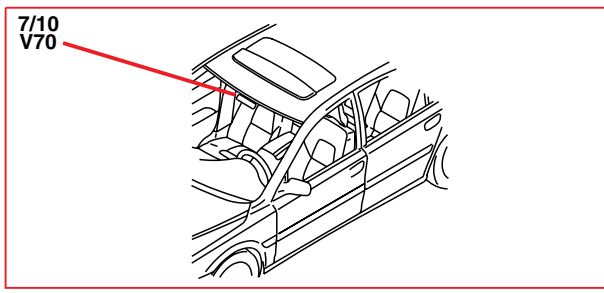
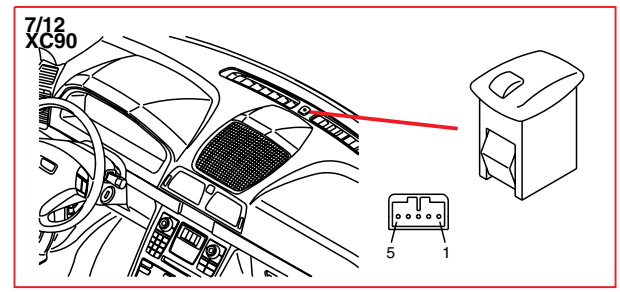
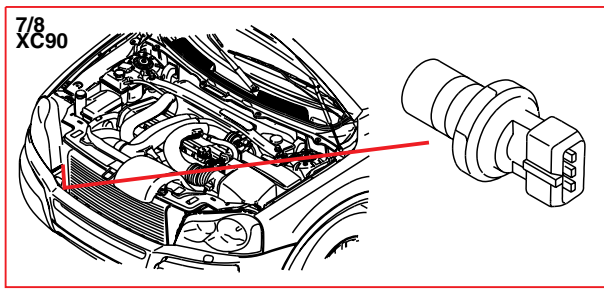
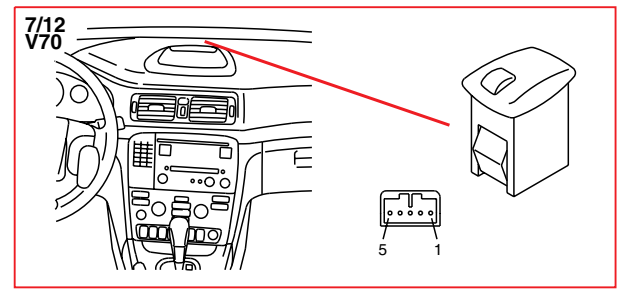
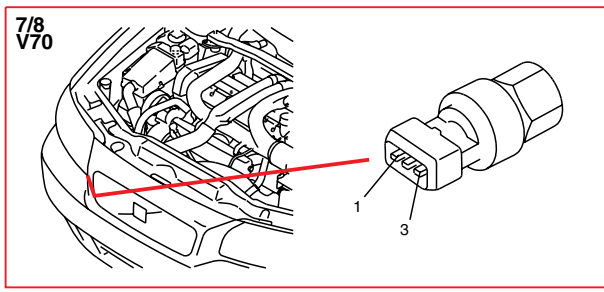
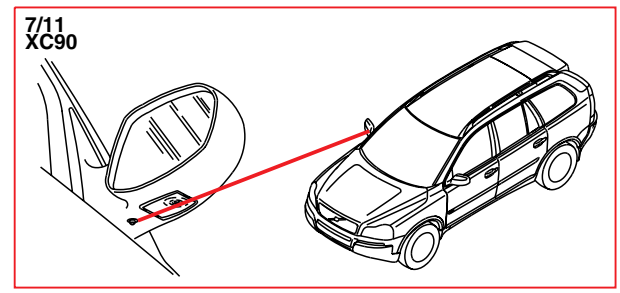
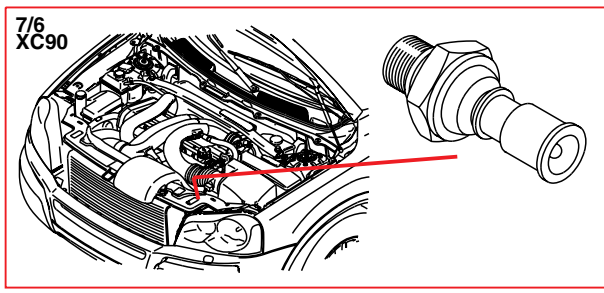
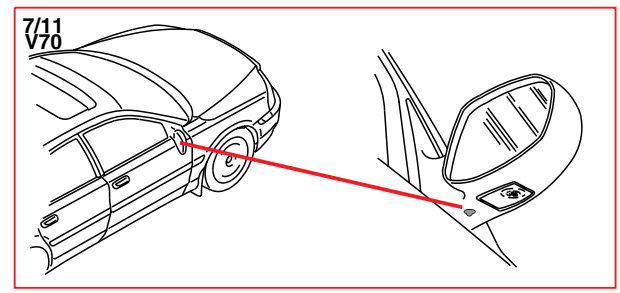
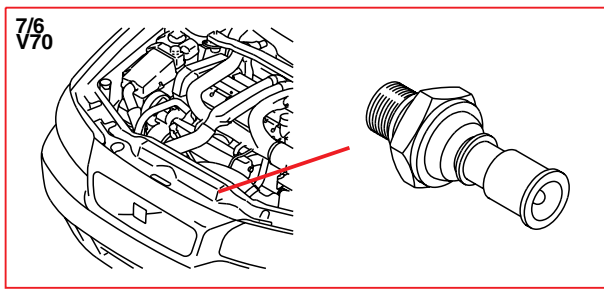
Component illustrations

6/96 - 7/5



Component illustrations

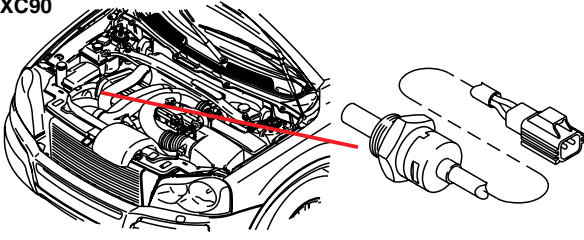
7/6 - 7/16 V70



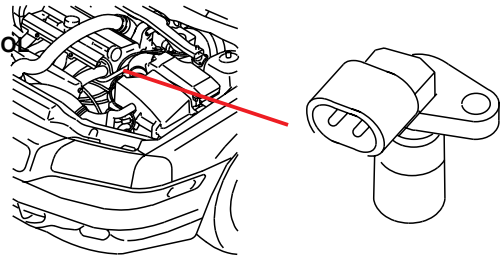
Component illustrations

7/16 XC90 - 7/51 V70

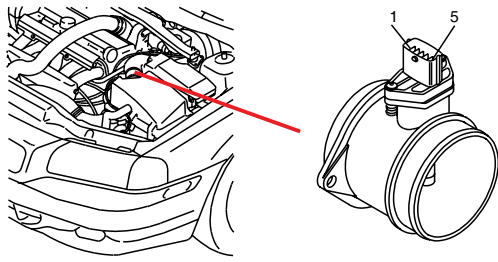
7/16
XC90



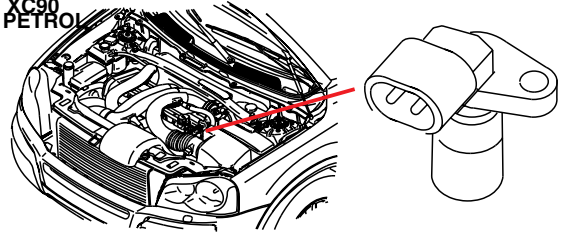
7/25
V70
PETROL



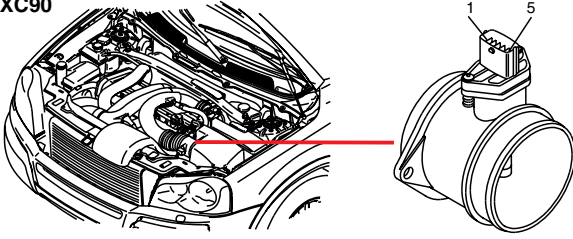
7/17
V70



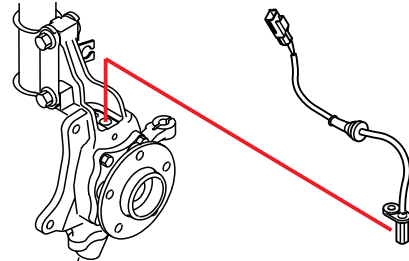
7/25
XC90
PETROL



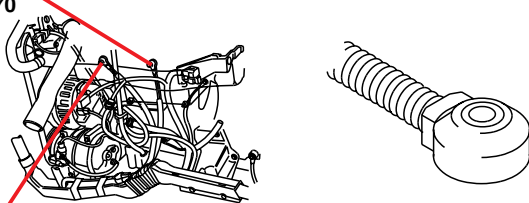
7/17
XC90



7/31-32

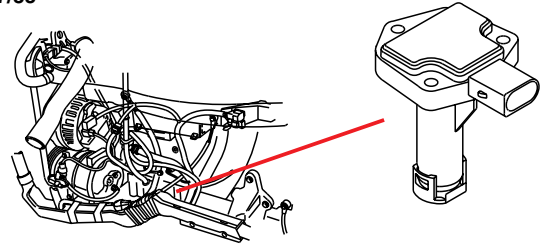


7/23
V70

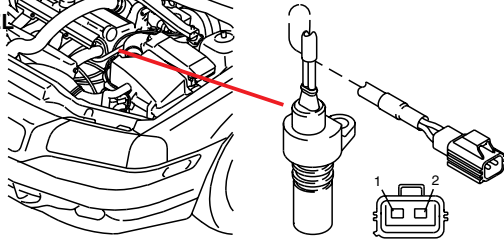


7/24

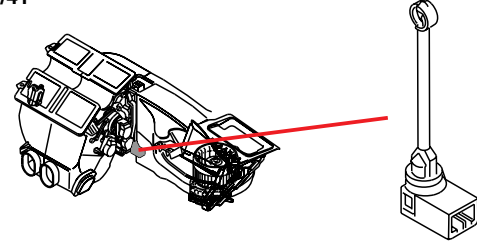
7/35



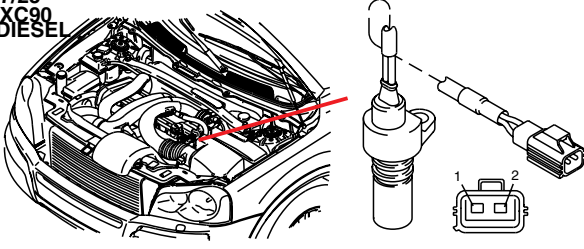
7/25
V70
DIESEL



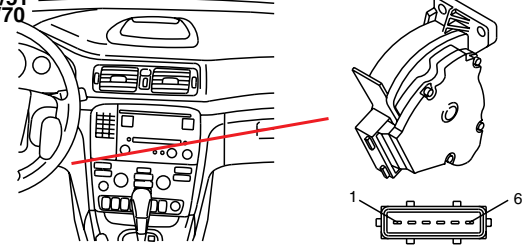
7/41



7/25
XC90
DIESEL

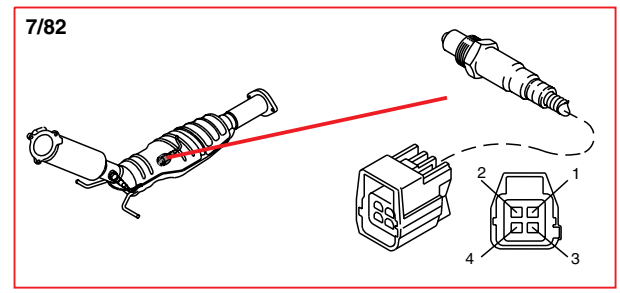
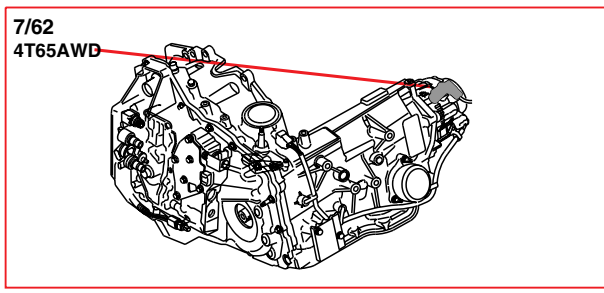
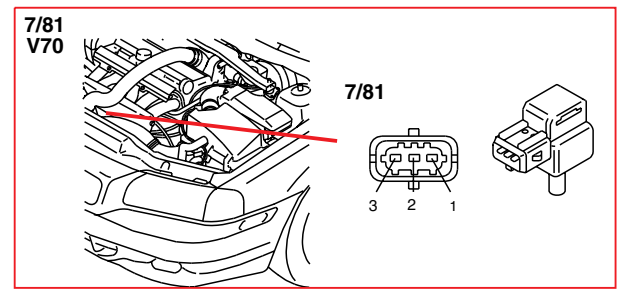
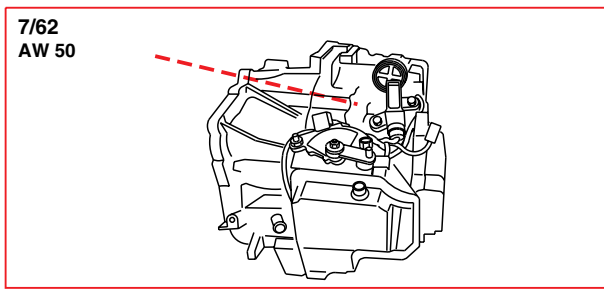
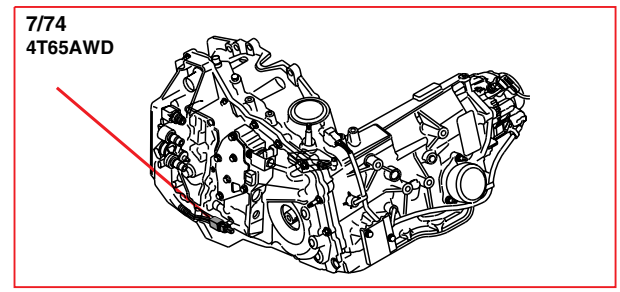
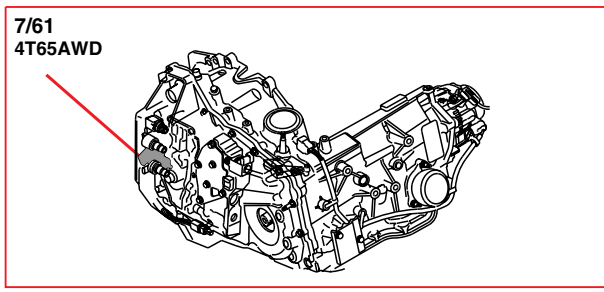
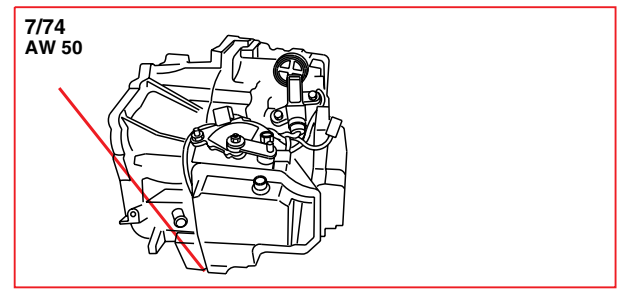
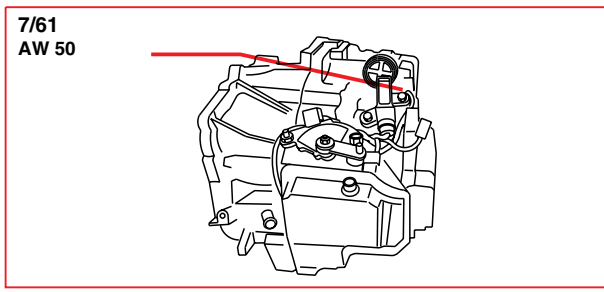
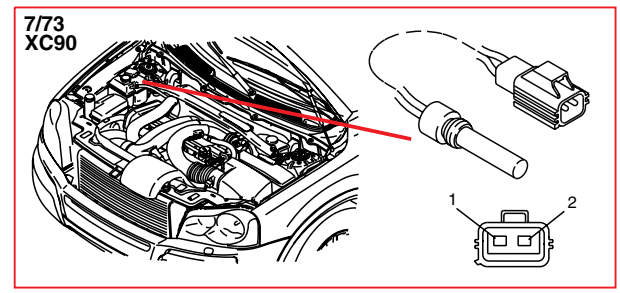
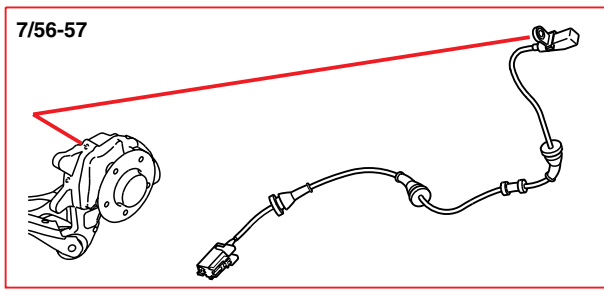
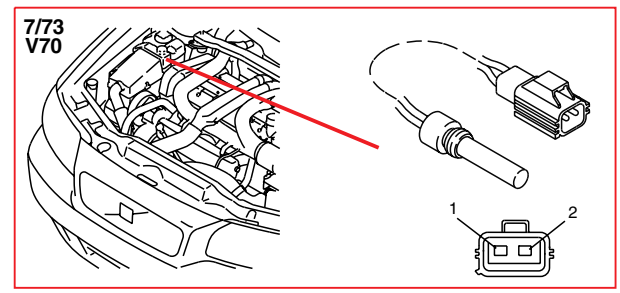
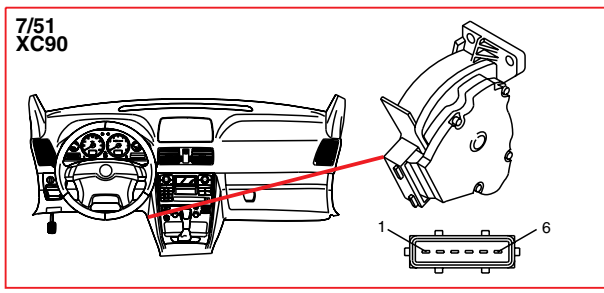


7/51
V70



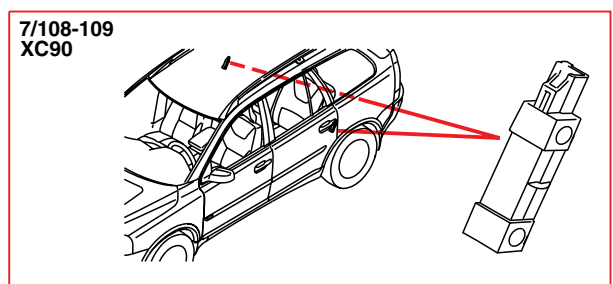
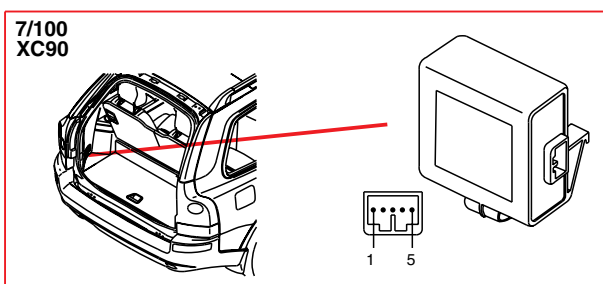
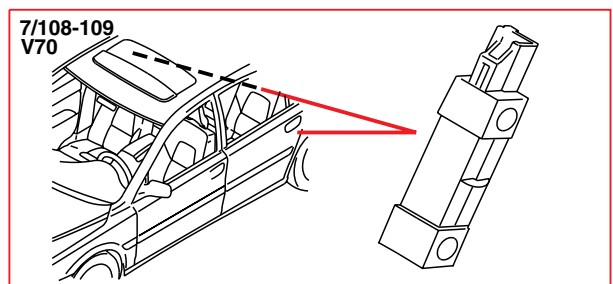
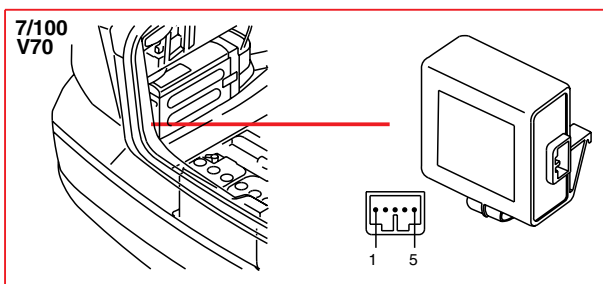
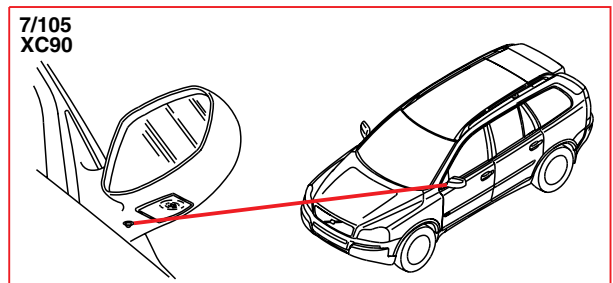
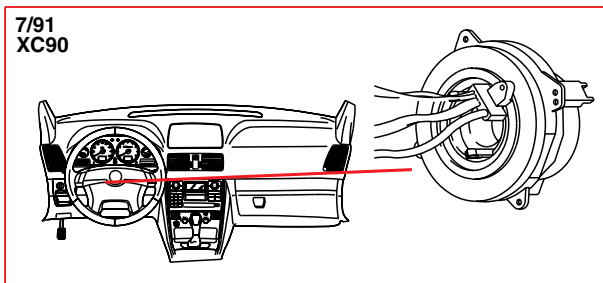
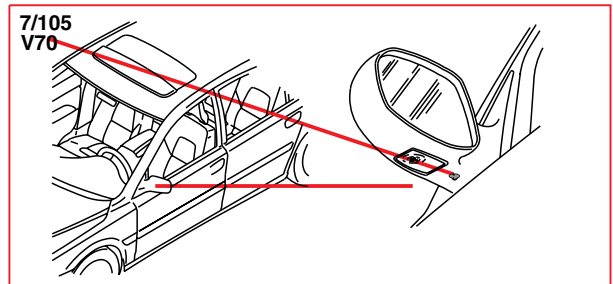
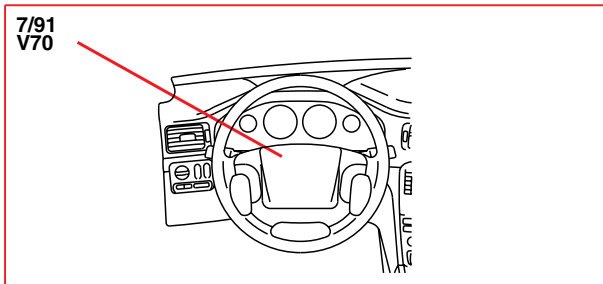
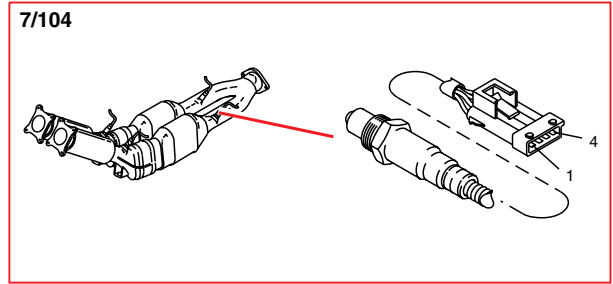
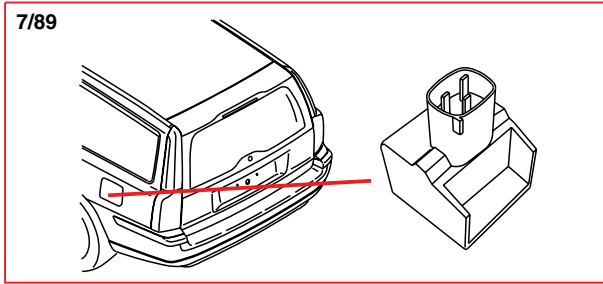
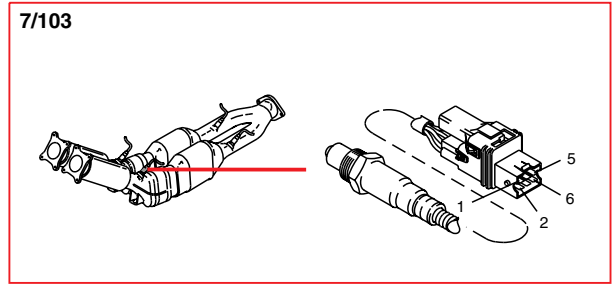
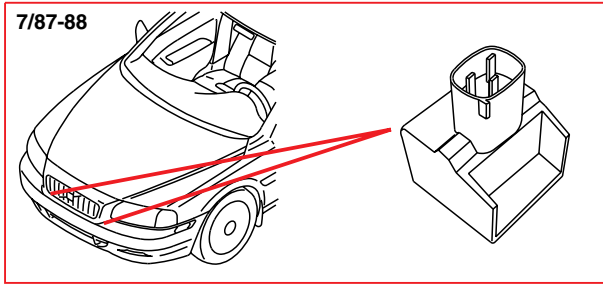
Component illustrations

7/51 XC90 - 7/82



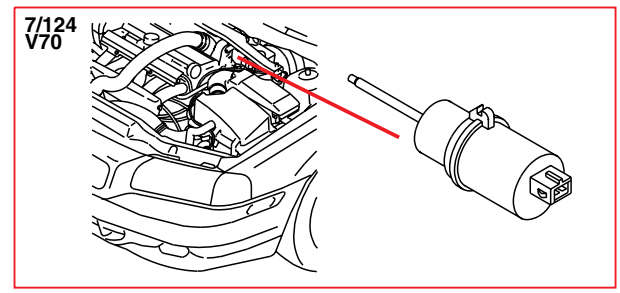
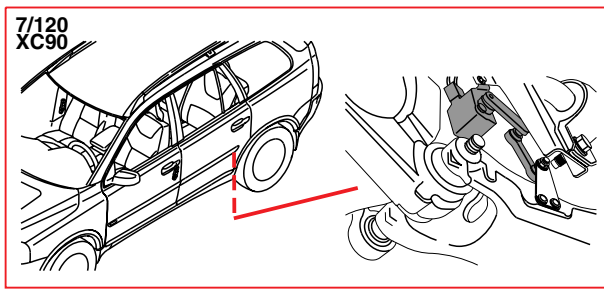
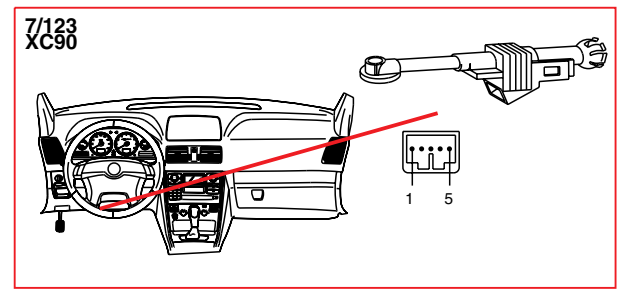
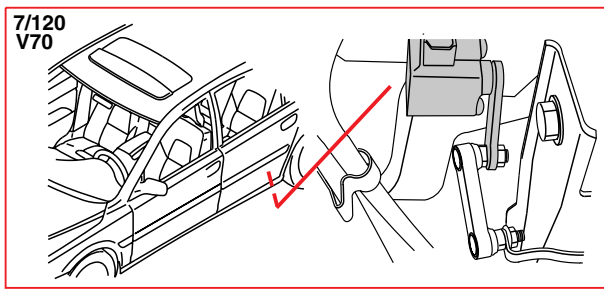
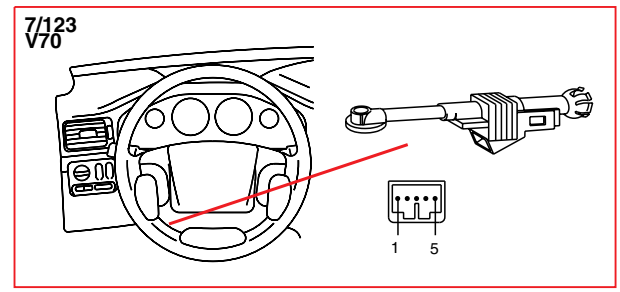
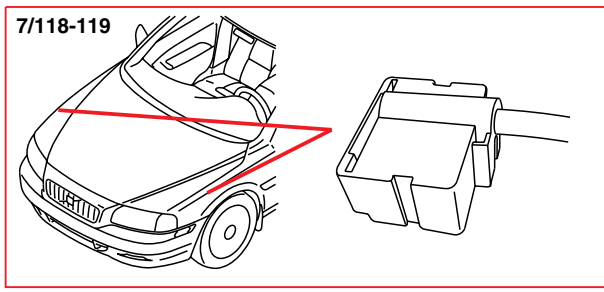
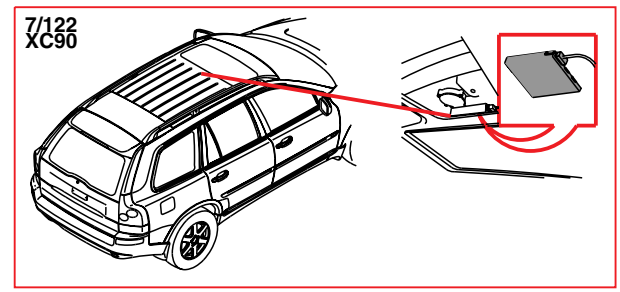
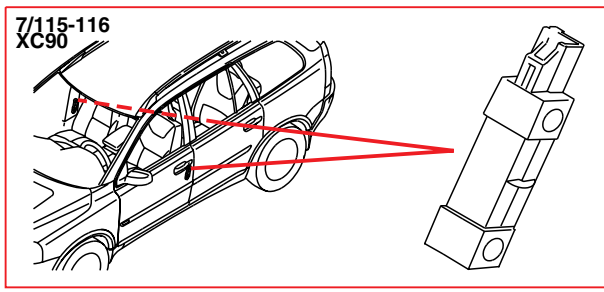
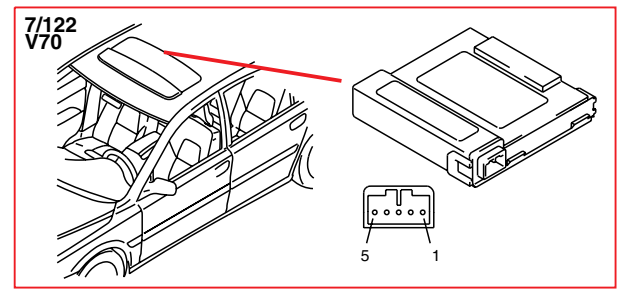
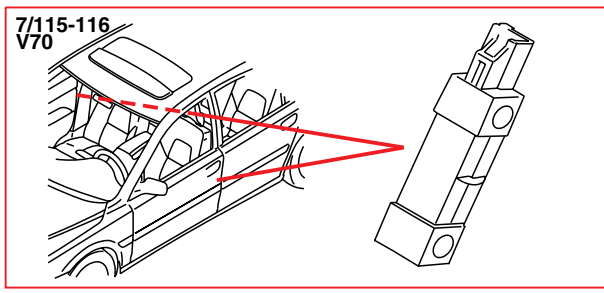
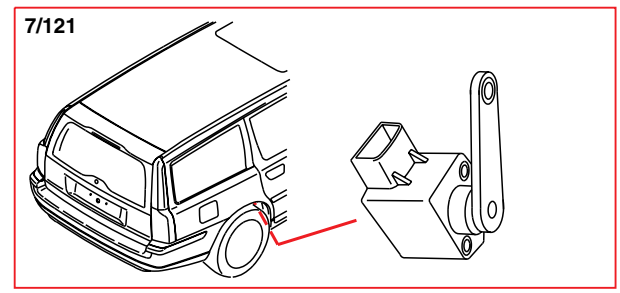
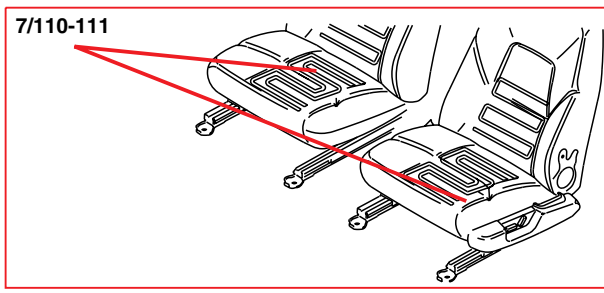
Component illustrations

7/87 - 7/109



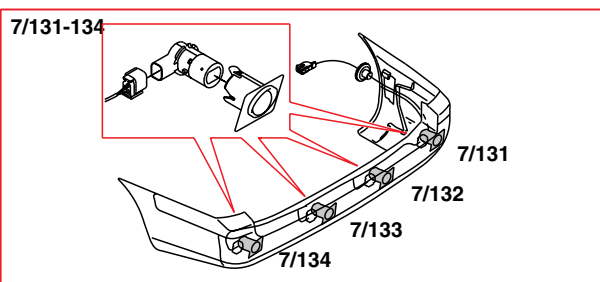
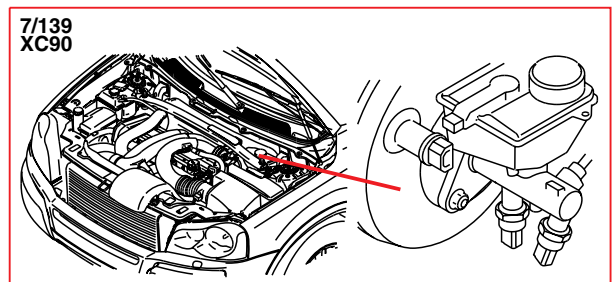
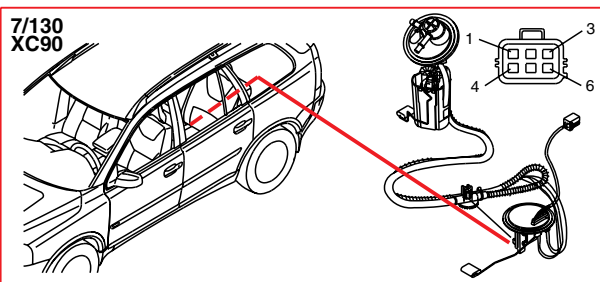
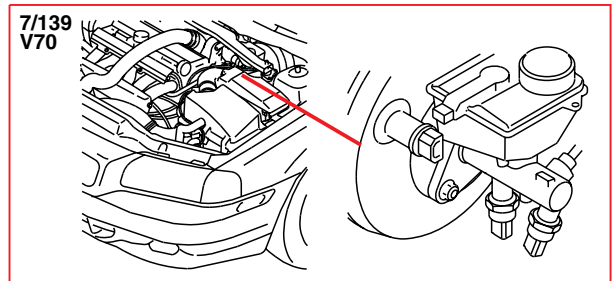
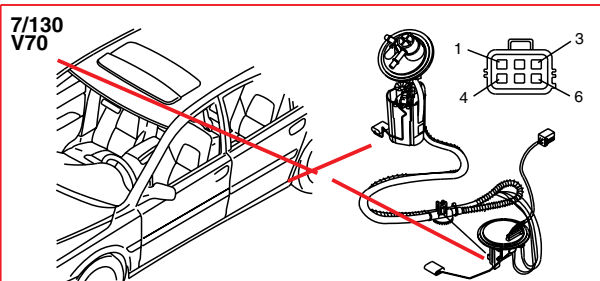
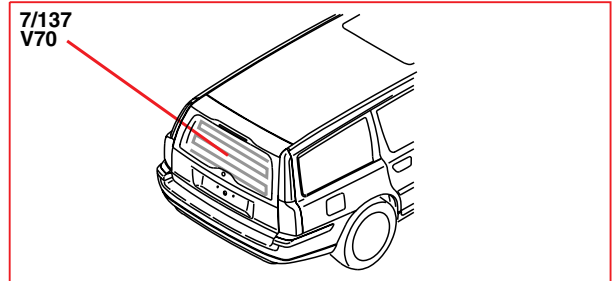
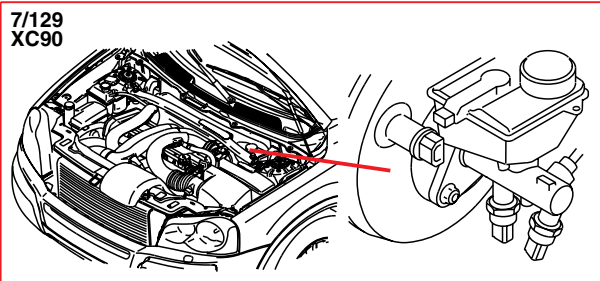
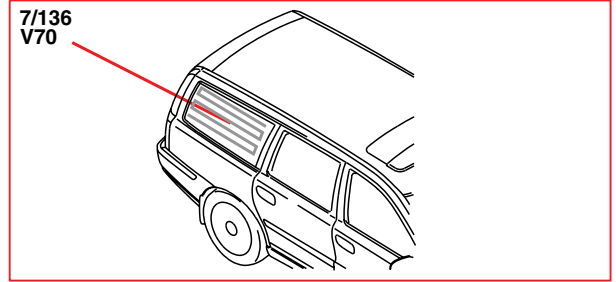
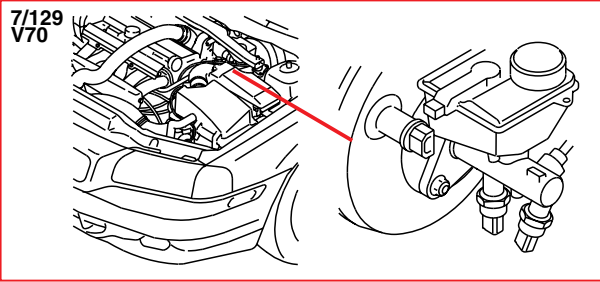
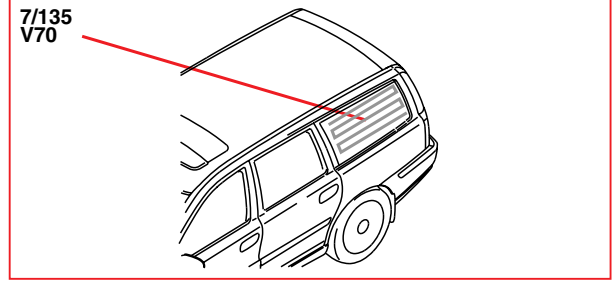
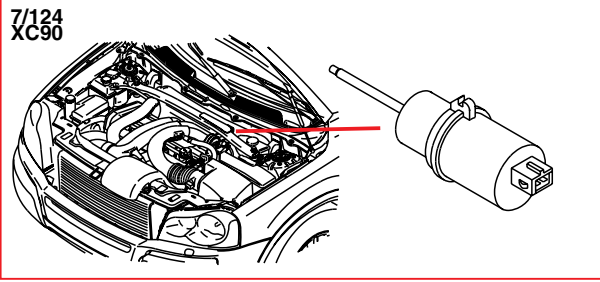
Component illustrations

7/110 - 7/124 V70



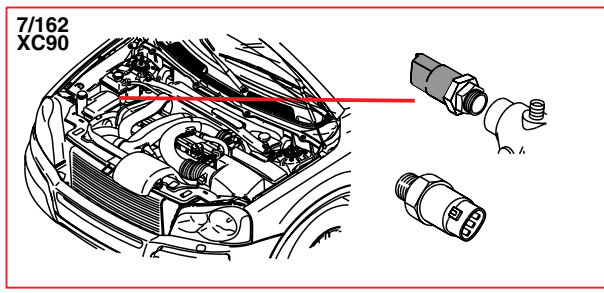
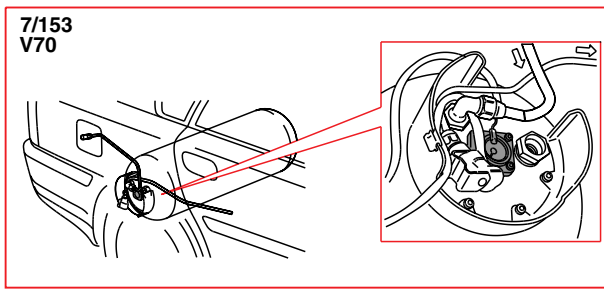
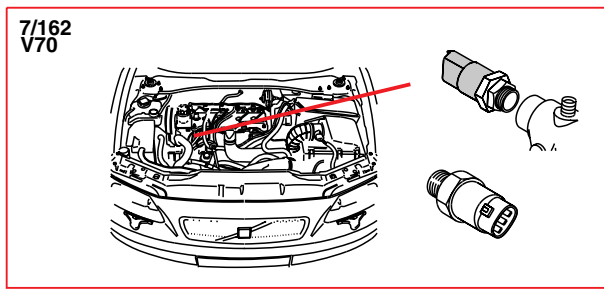
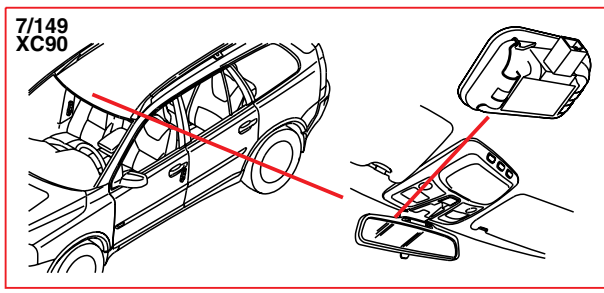
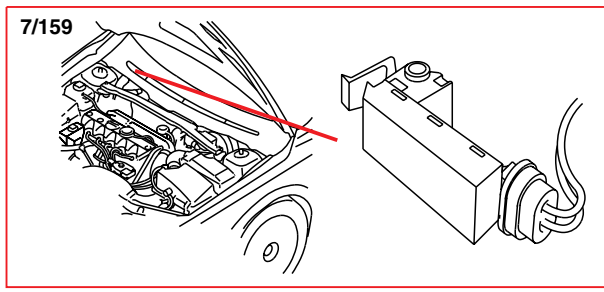
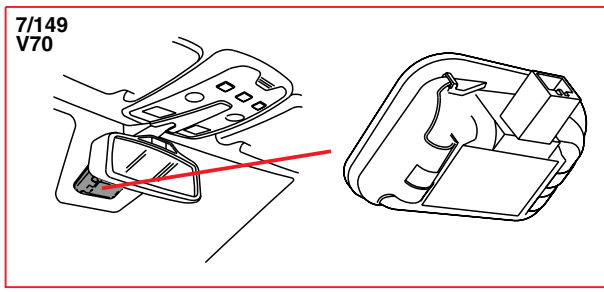
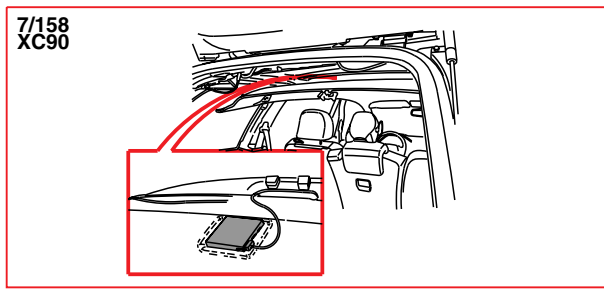
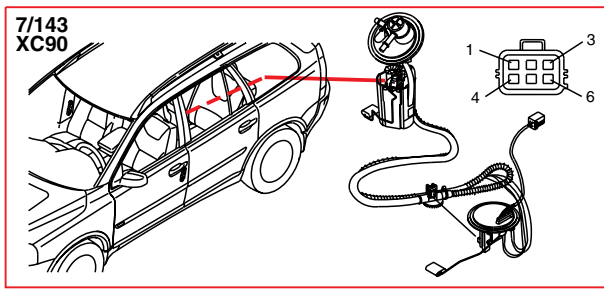
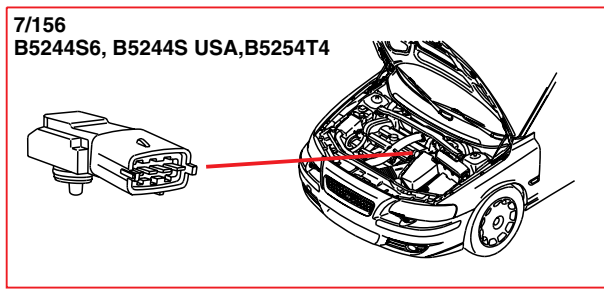
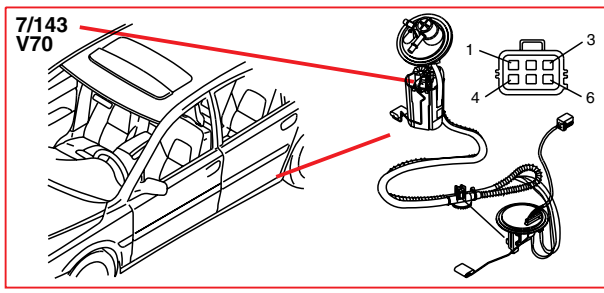
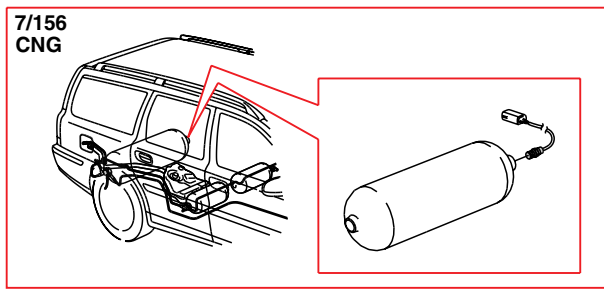
Component illustrations

7/124 XC90 - 7/139



Component illustrations

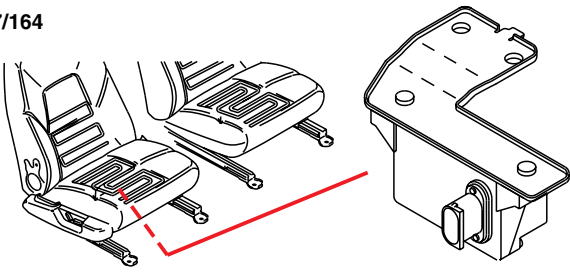
7/143 - 7/162



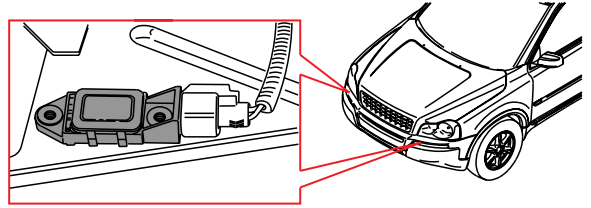
Component illustrations

7/164 - 8/11

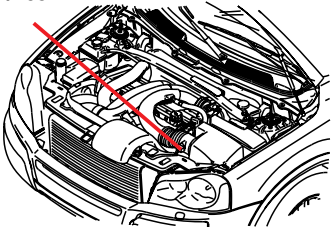
7/164



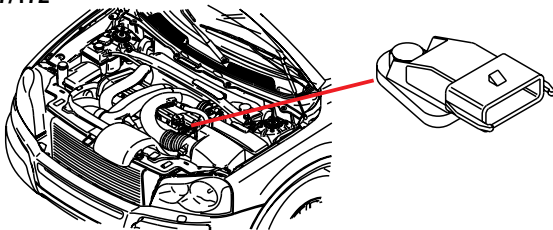
7/178-179
XC90



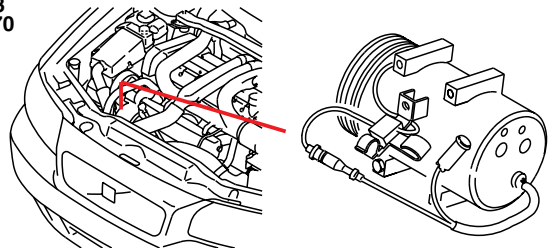
7/165



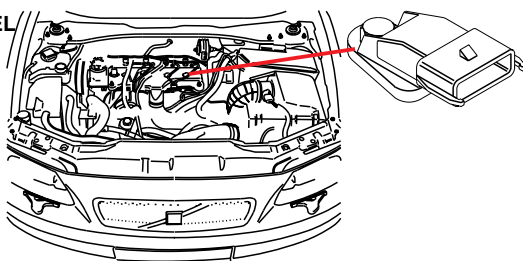
7/172



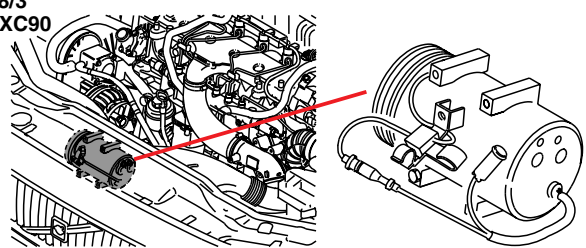
8/3
V70



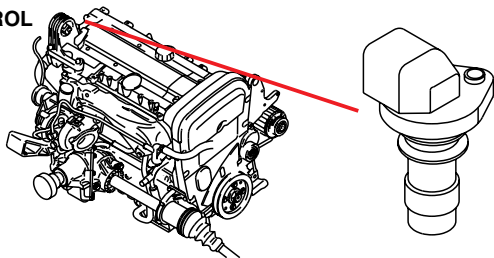
7/173
DIESEL



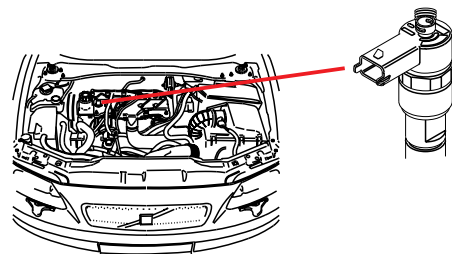
8/3
XC90



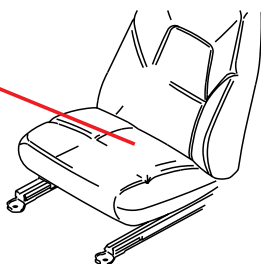
7/173
PETROL



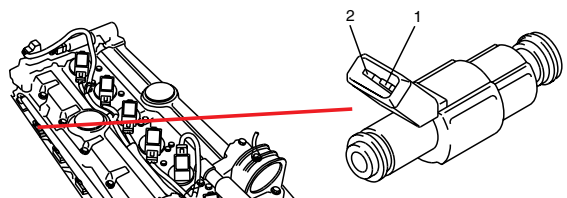
8/6-10
DIESEL



7/175
XC90

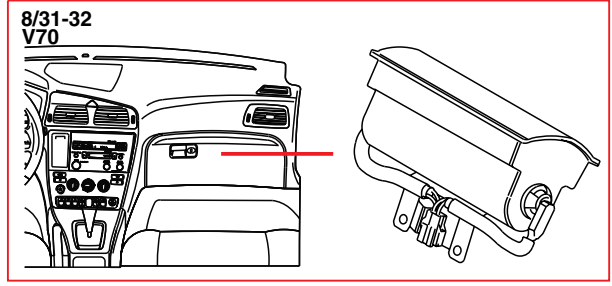
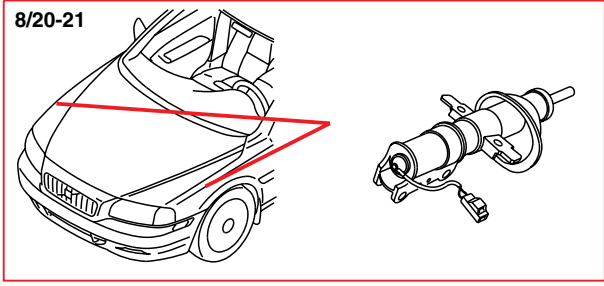
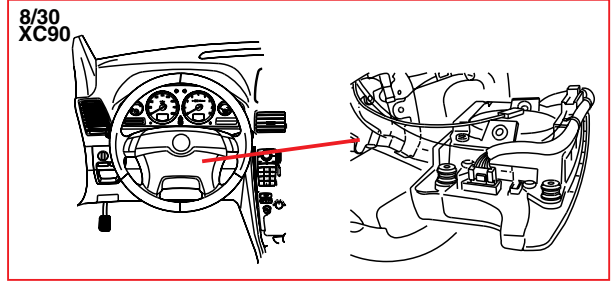
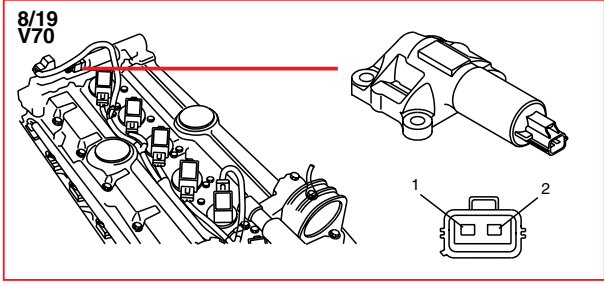
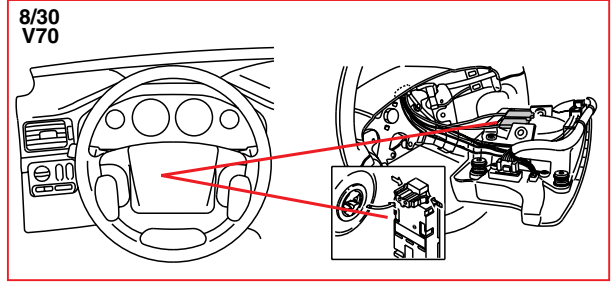
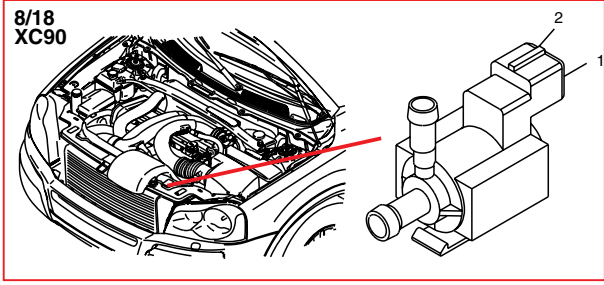
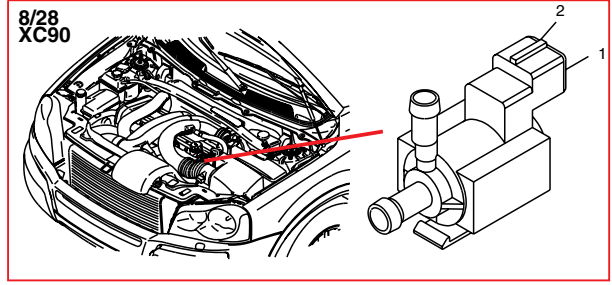
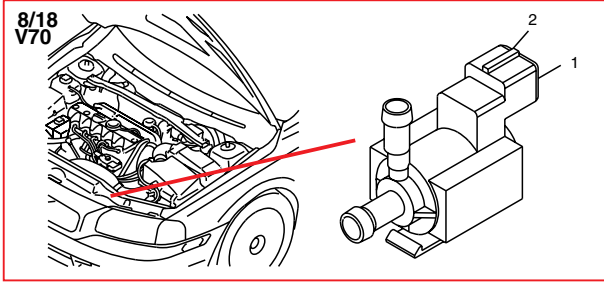
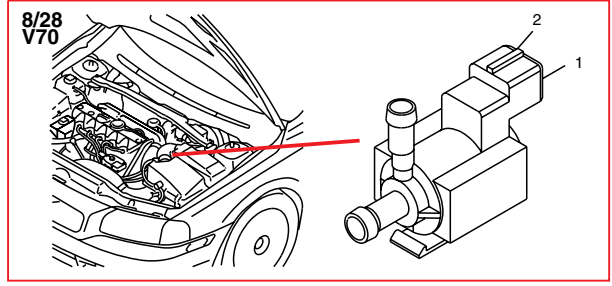
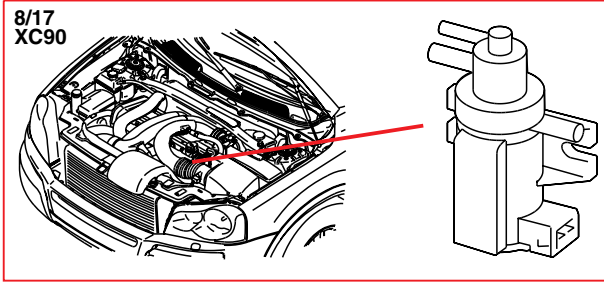
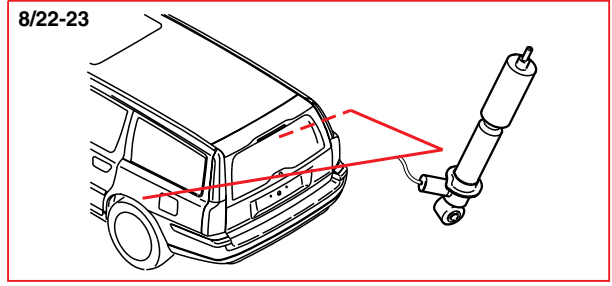
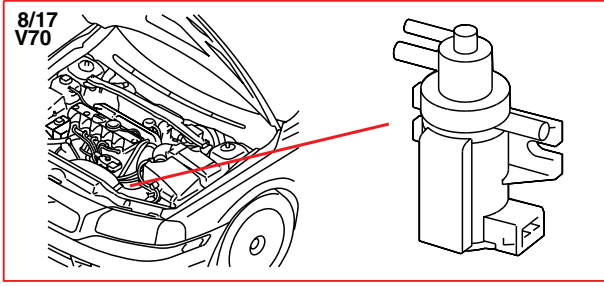


8/6-11
PETROL



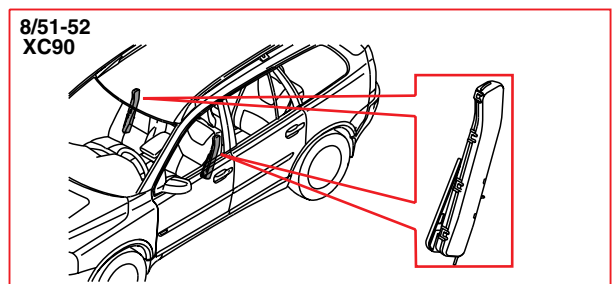
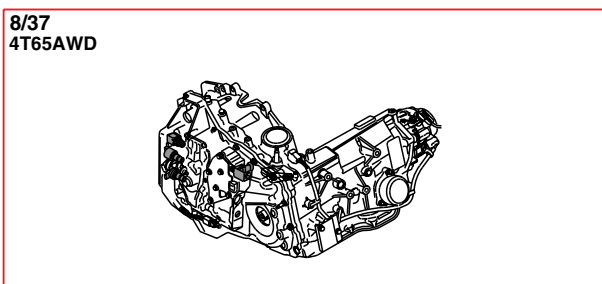
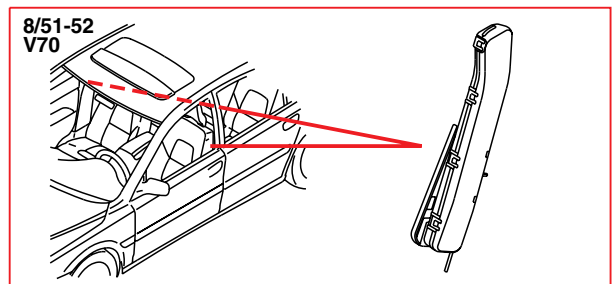
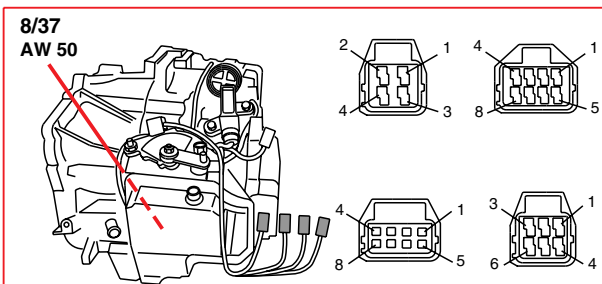
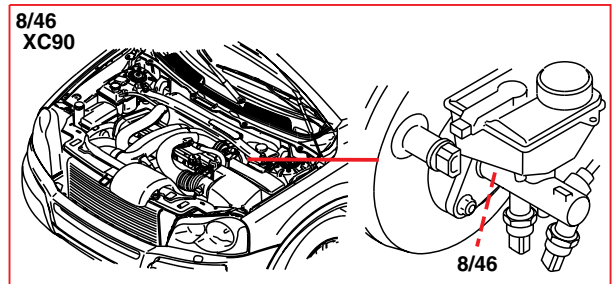
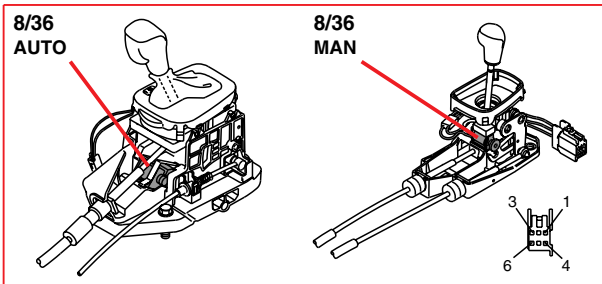
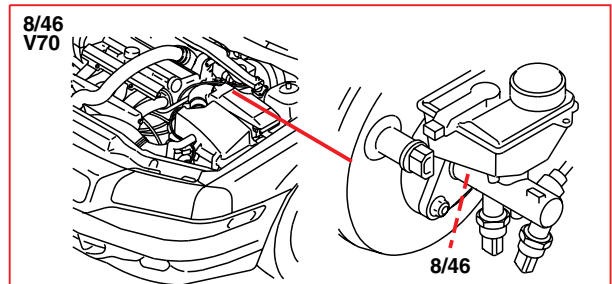
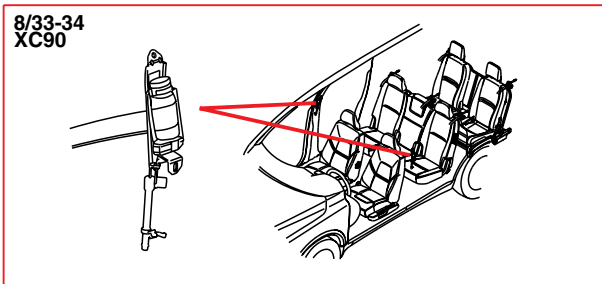
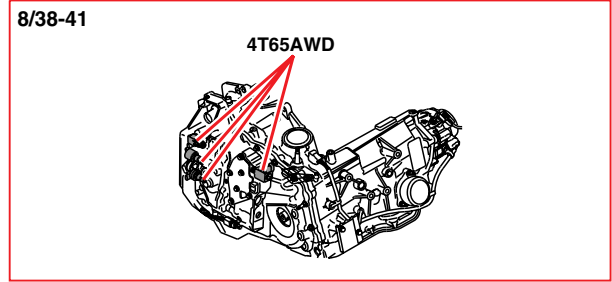
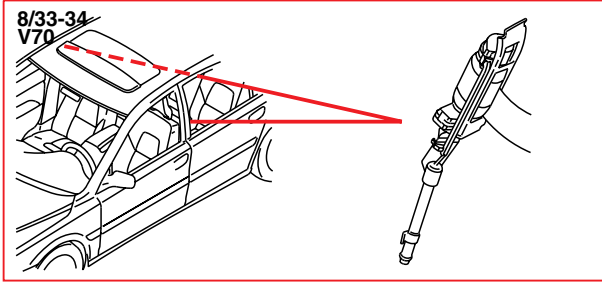
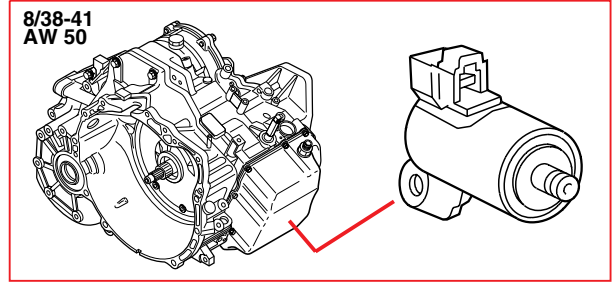
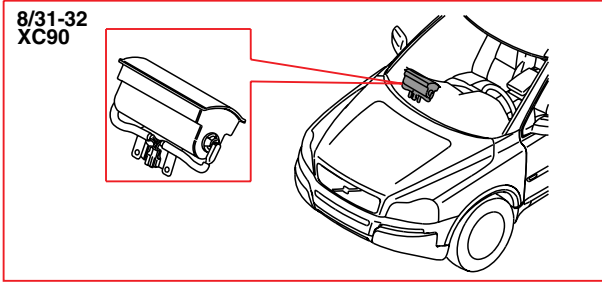
Component illustrations

8/17 - 8/32



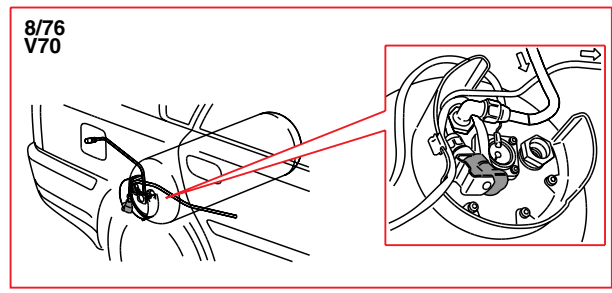
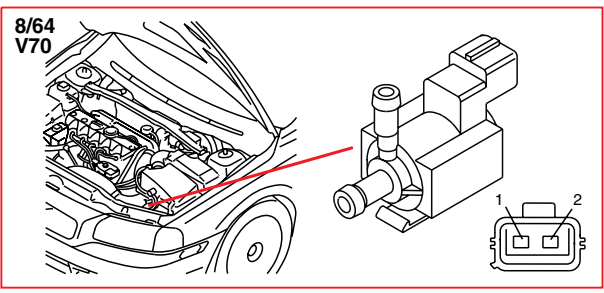
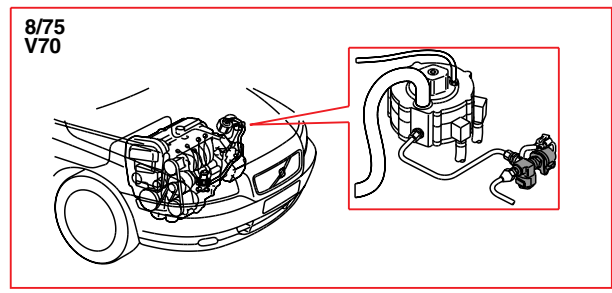
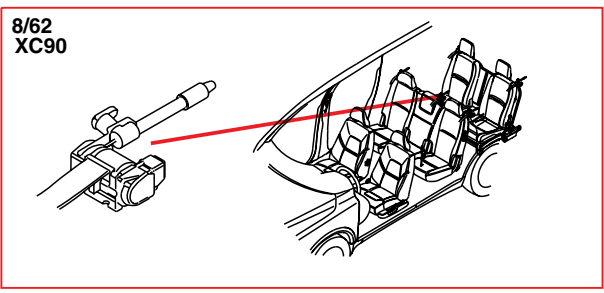
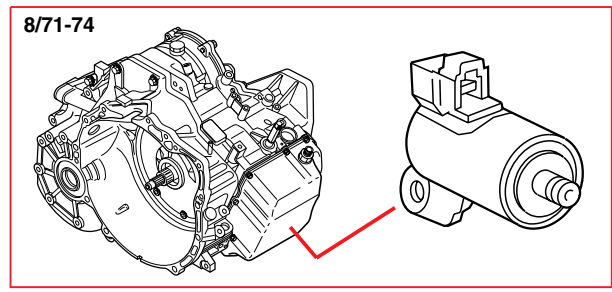
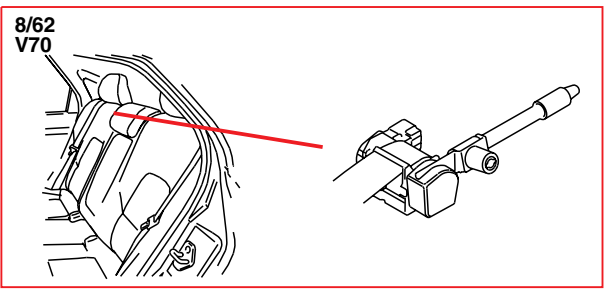
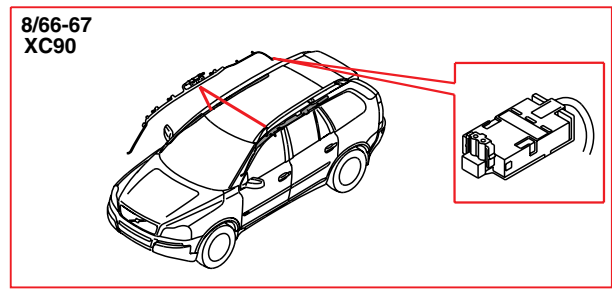
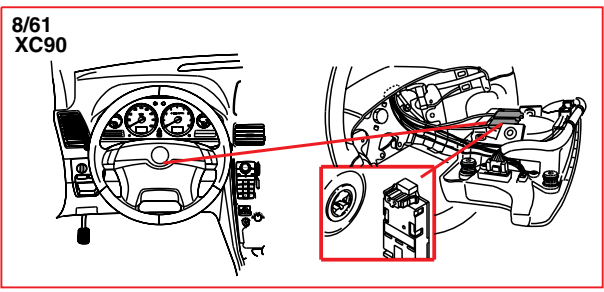
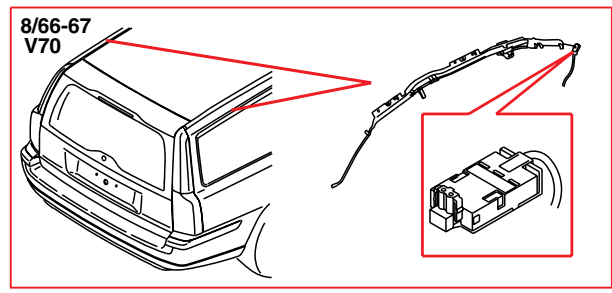
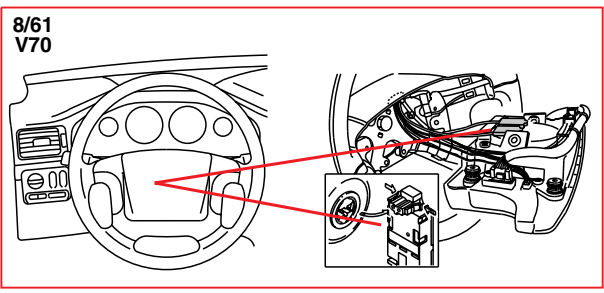
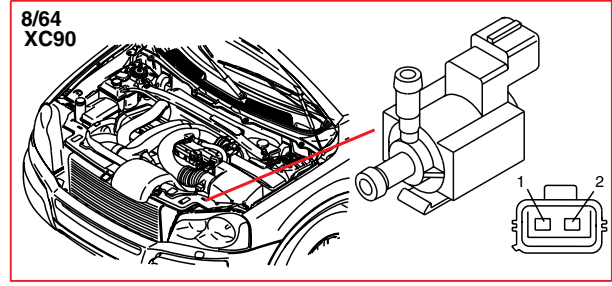
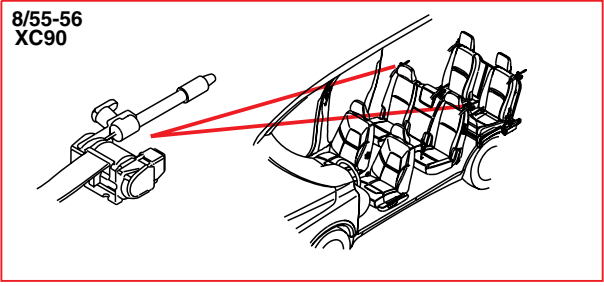
Component illustrations

8/31 - 8/52



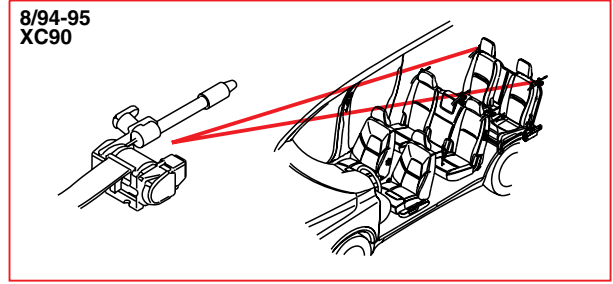
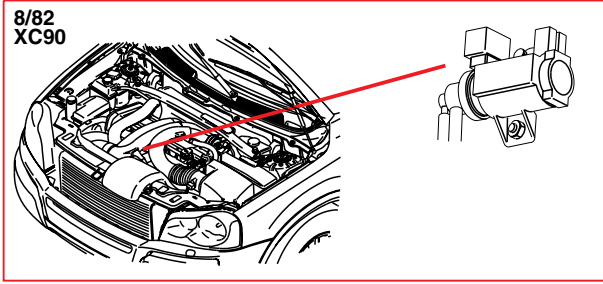
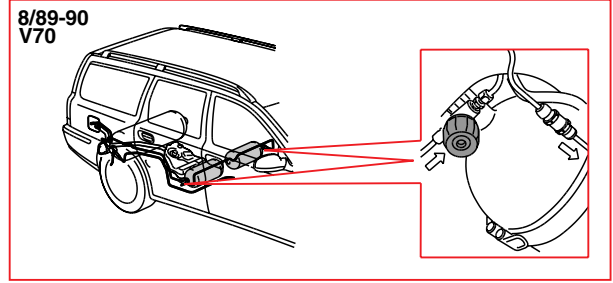
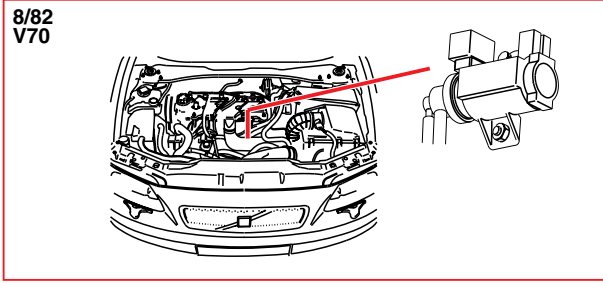
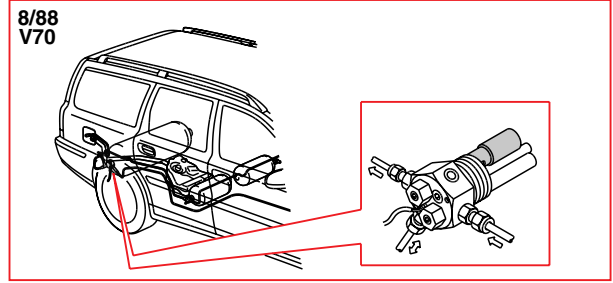
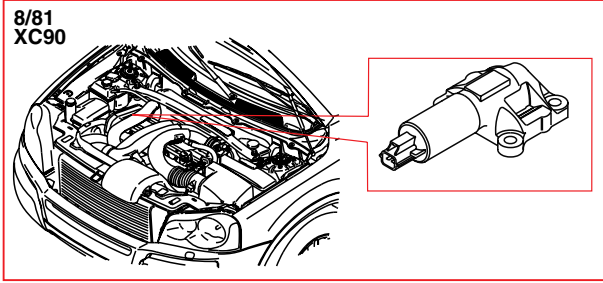
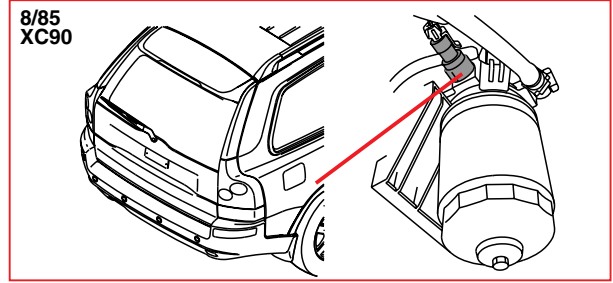
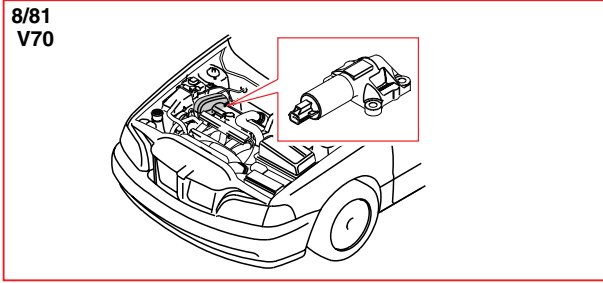
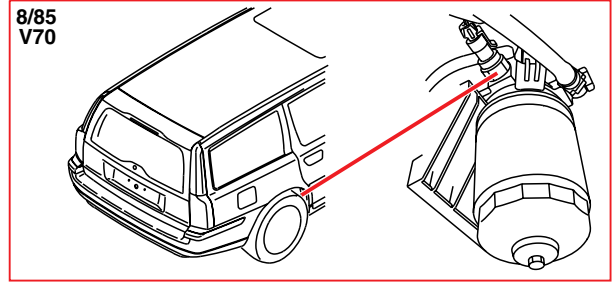
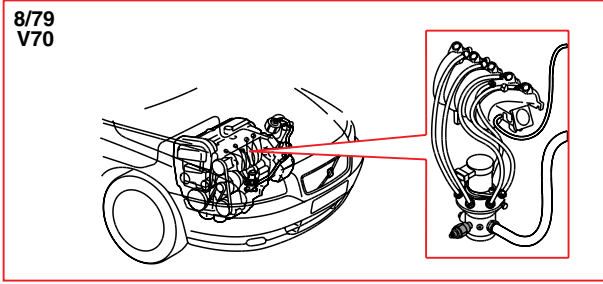
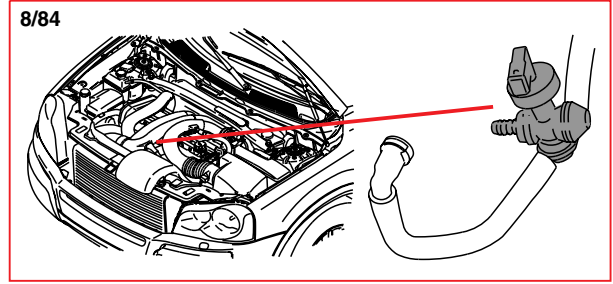
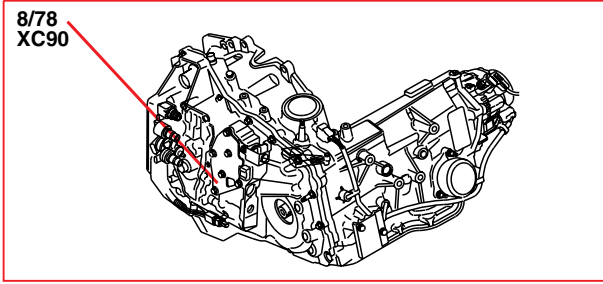
Component illustrations

8/55 - 8/76



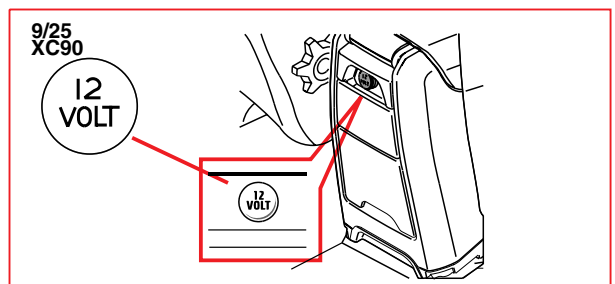
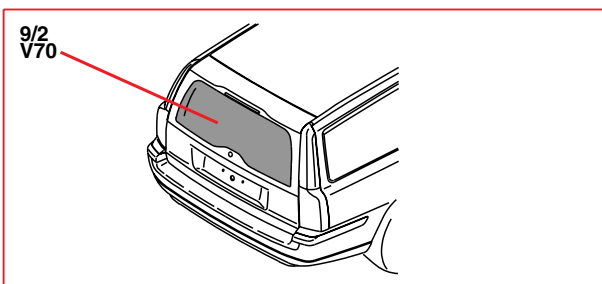
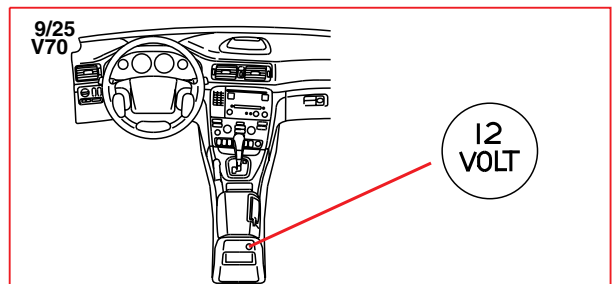
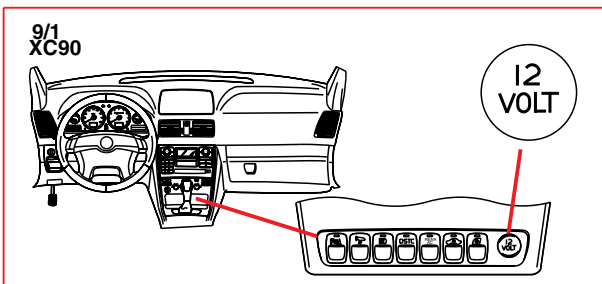
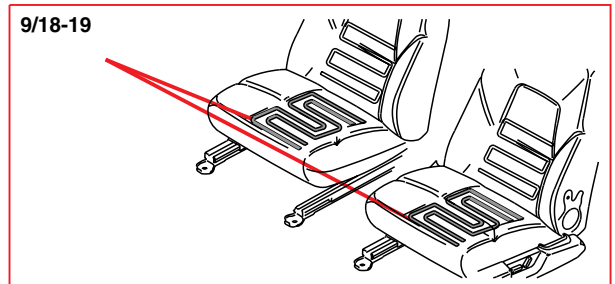
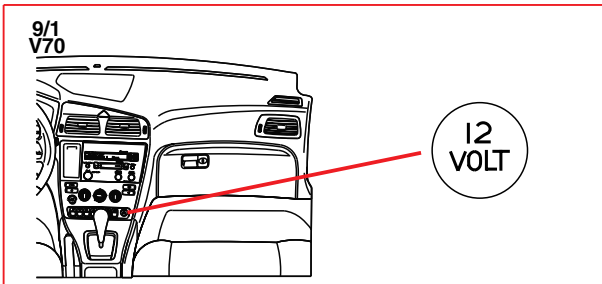
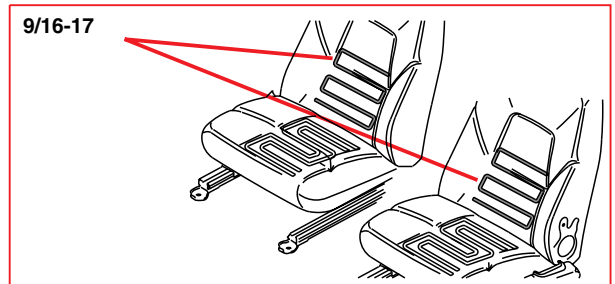
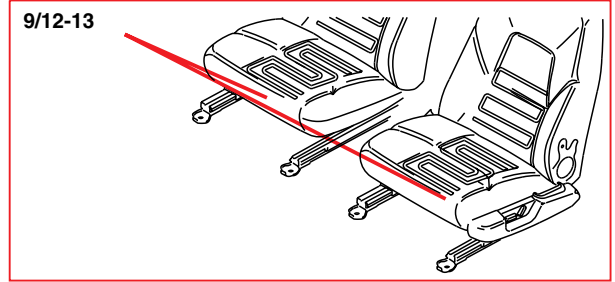
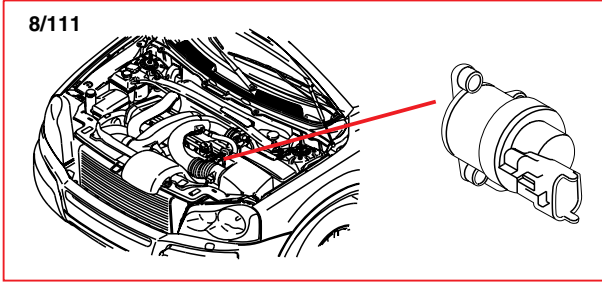

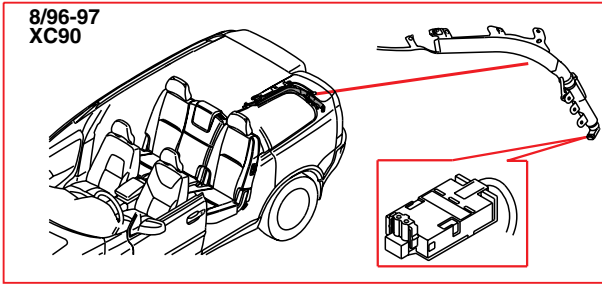
Component illustrations

8/78 - 8/95




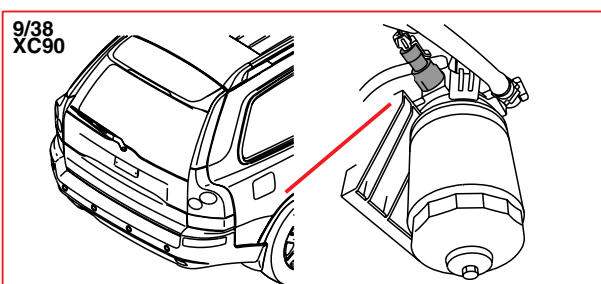
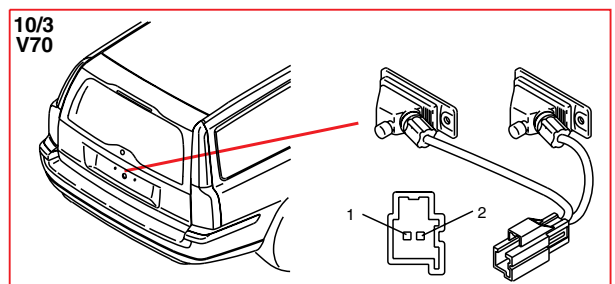
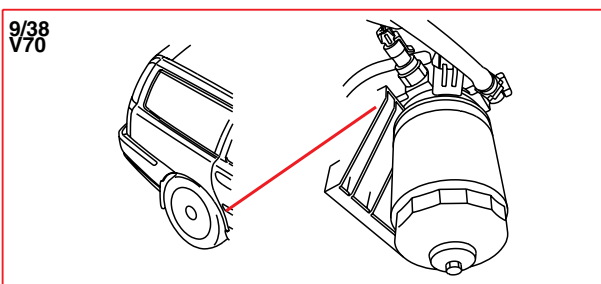
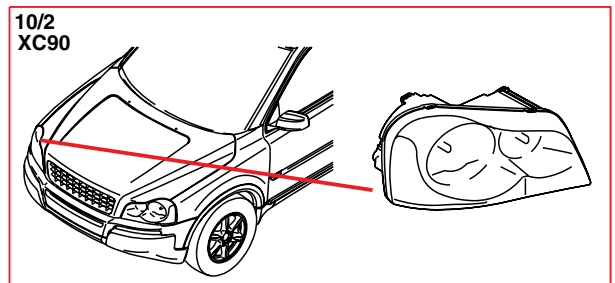
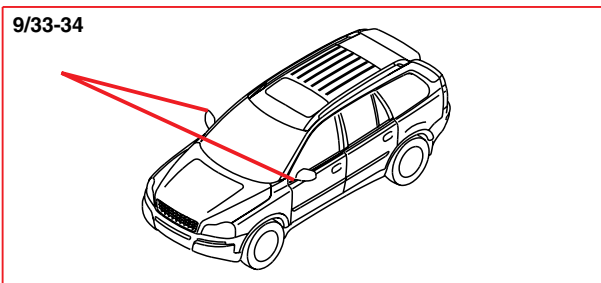
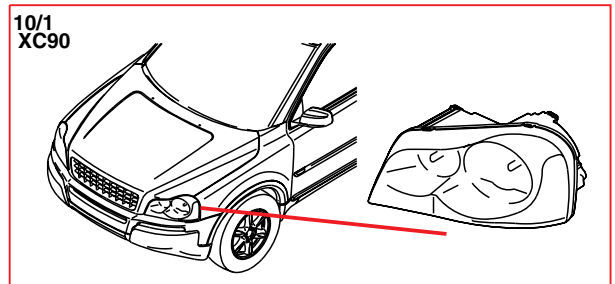
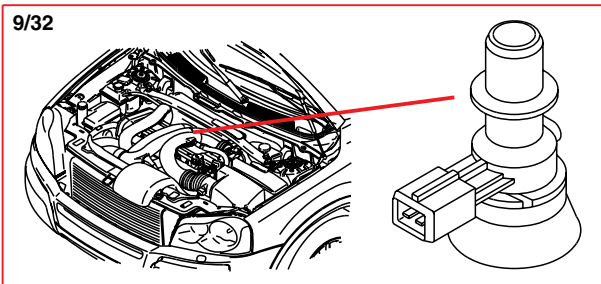
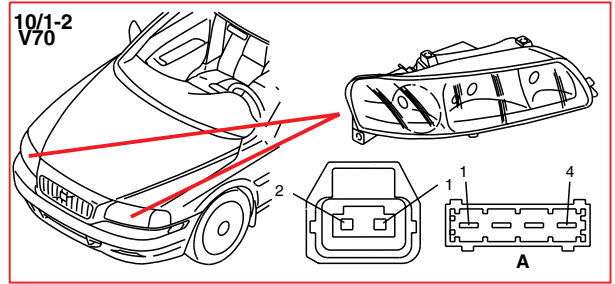
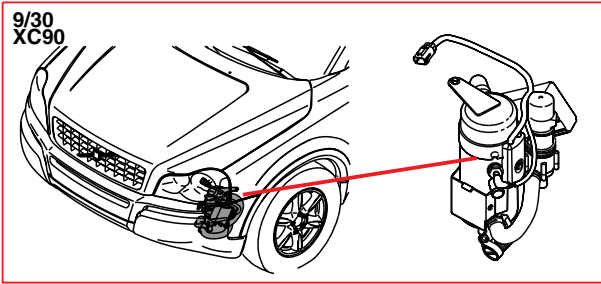
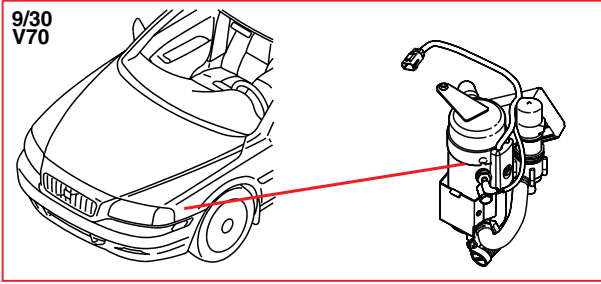
Component illustrations

8/96 - 9/25



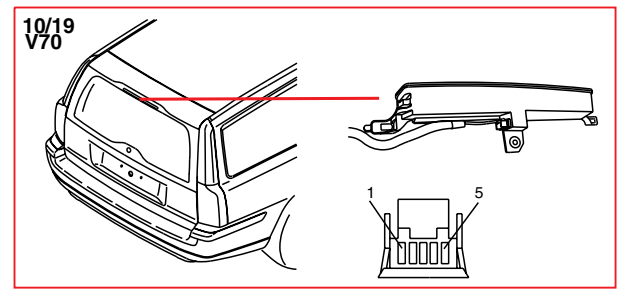
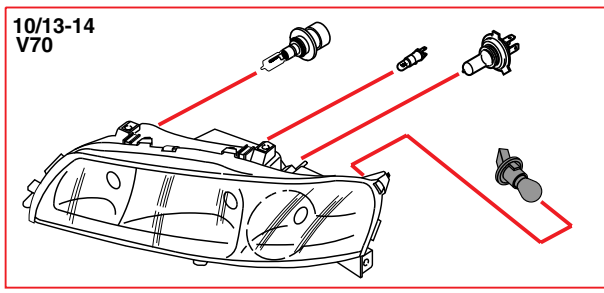
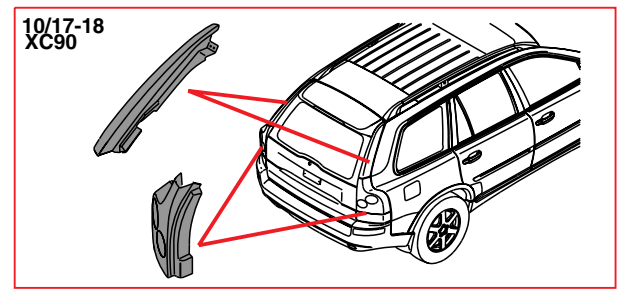
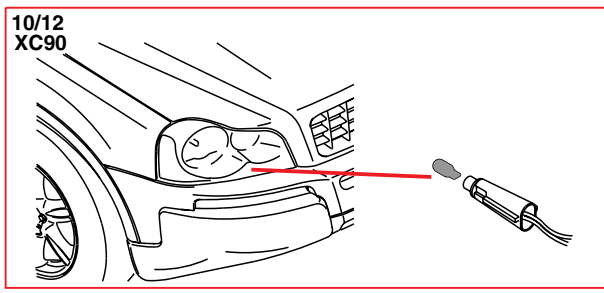
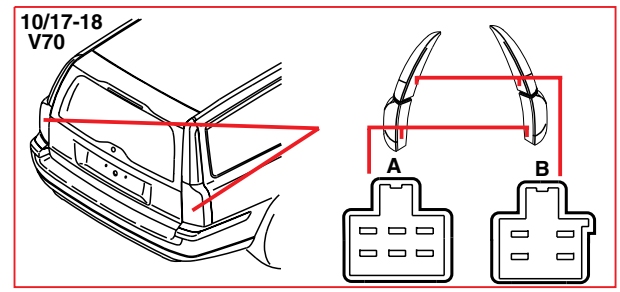
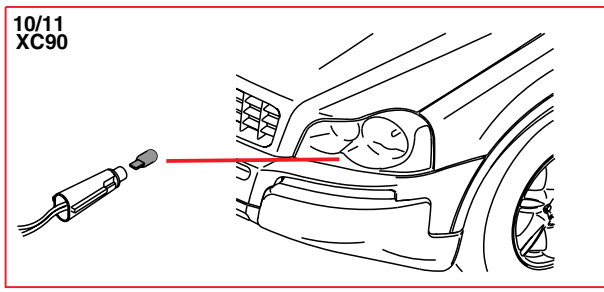
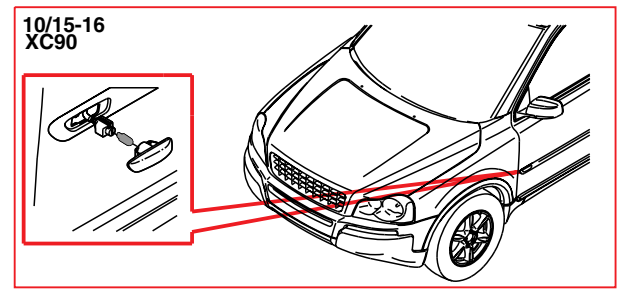
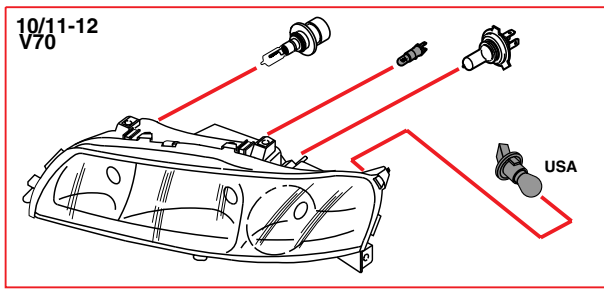
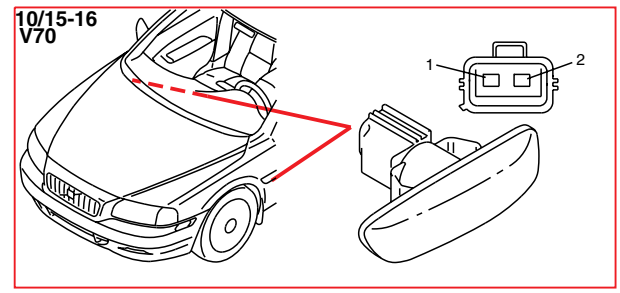
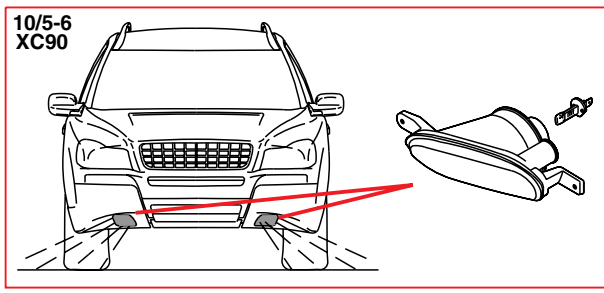
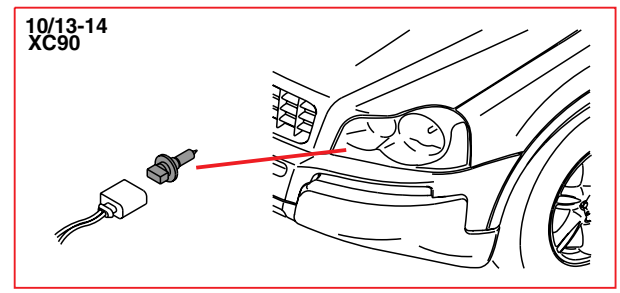
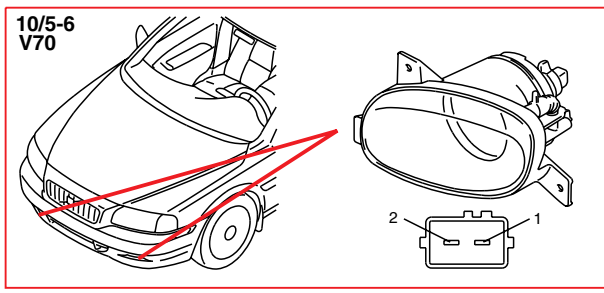
Component illustrations

9/30 - 10/3



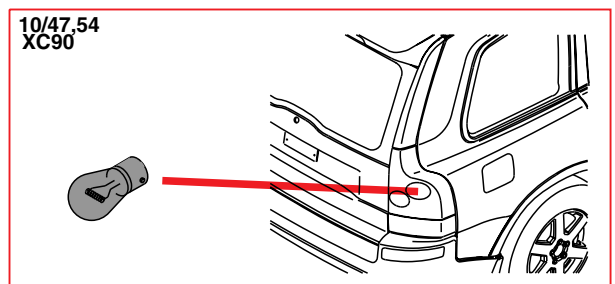
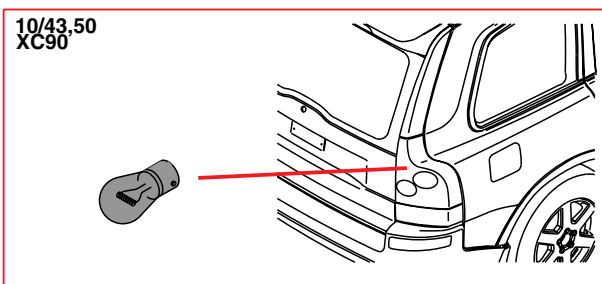
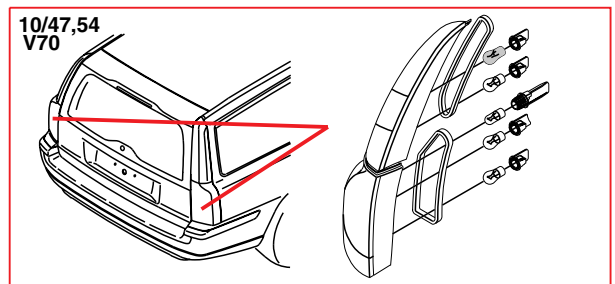
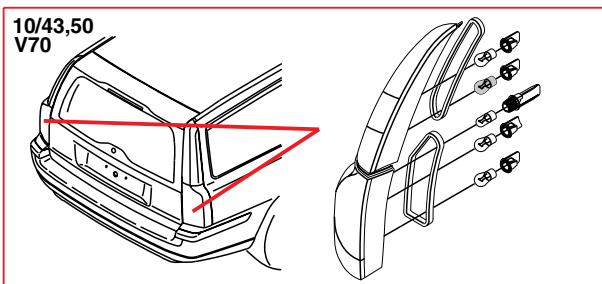
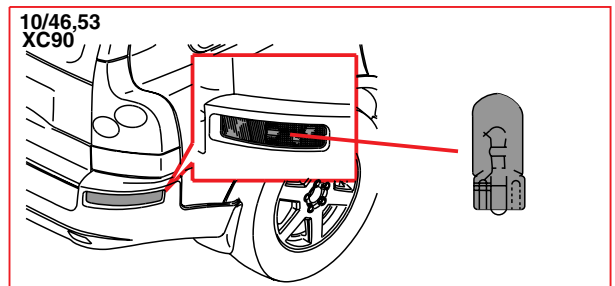
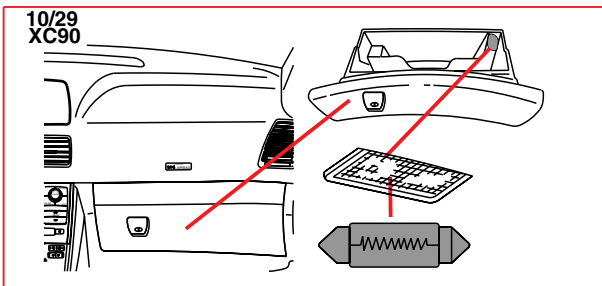
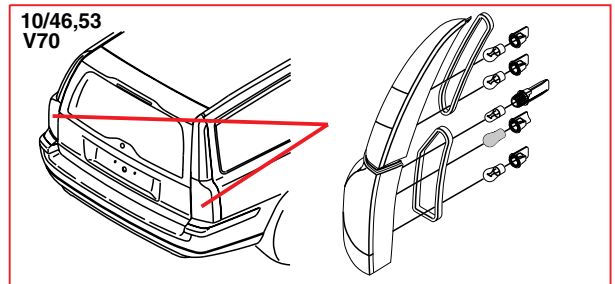
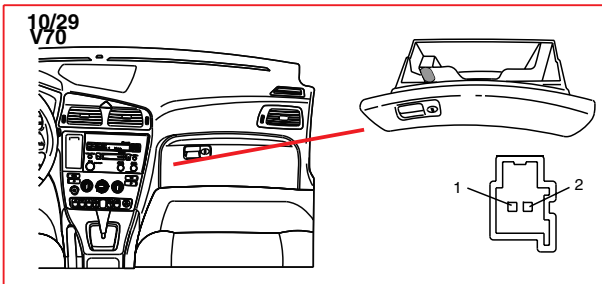
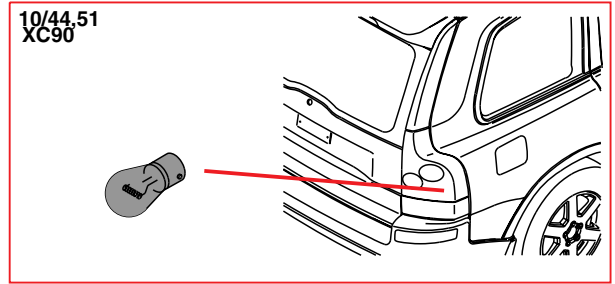
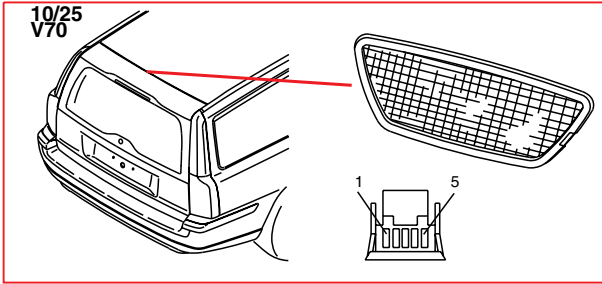
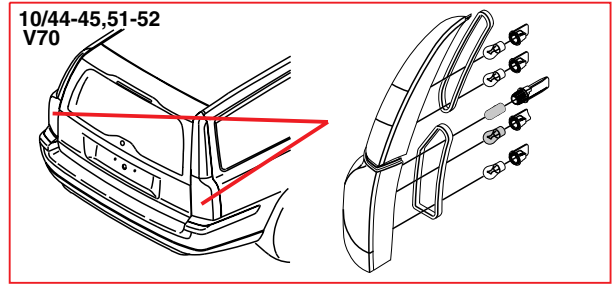
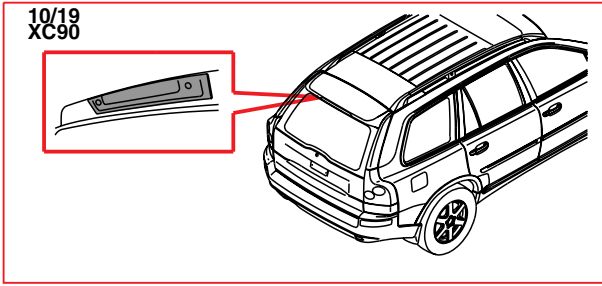
Component illustrations

10/5 - 10/19 V70

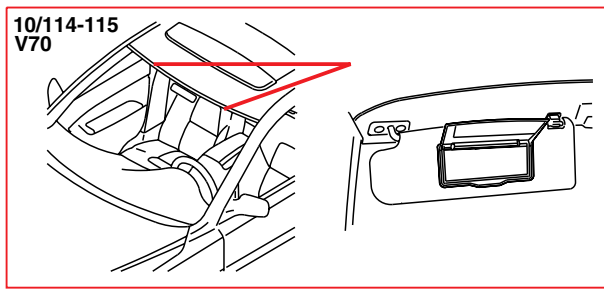
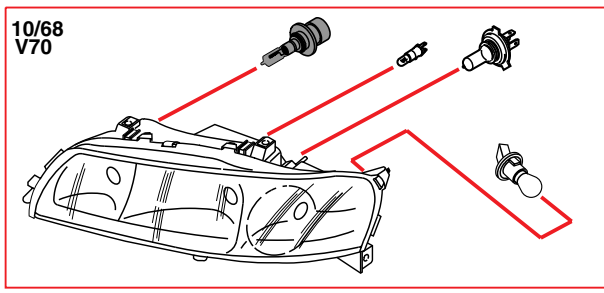
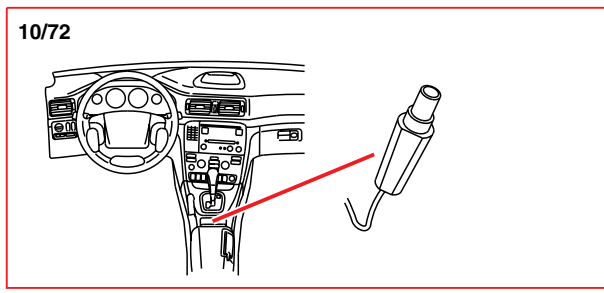
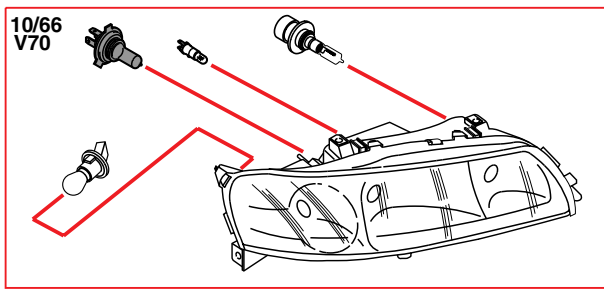
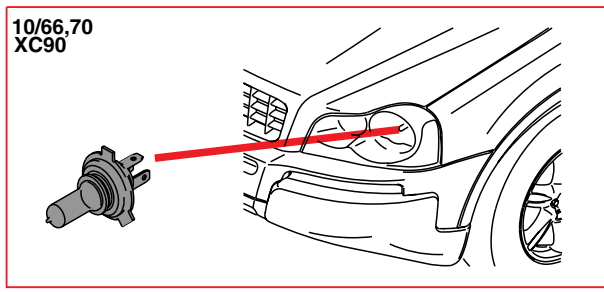
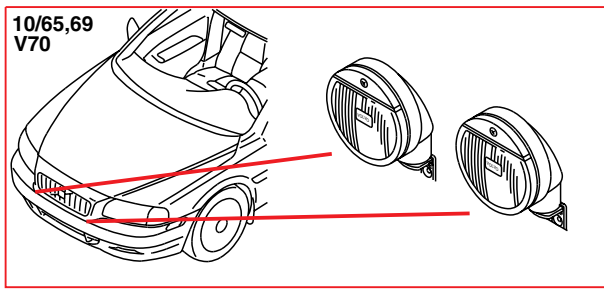
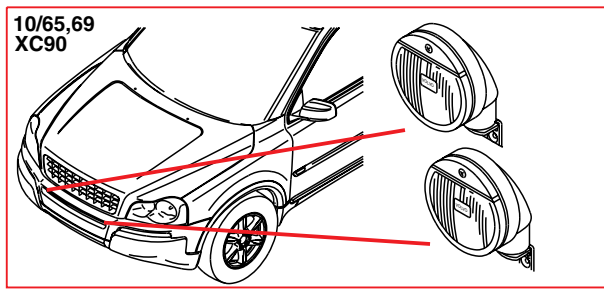
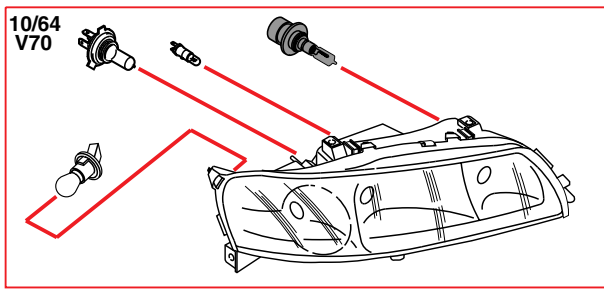
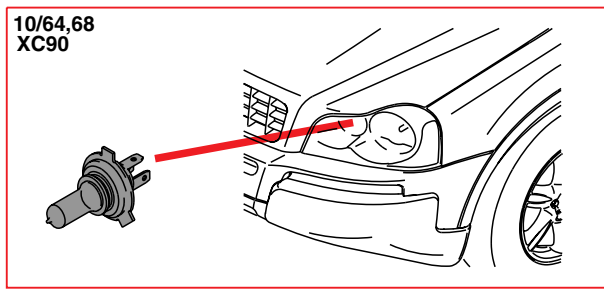
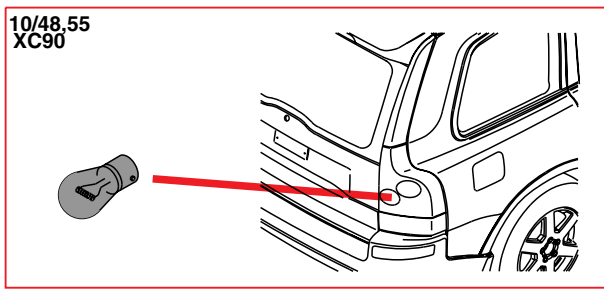
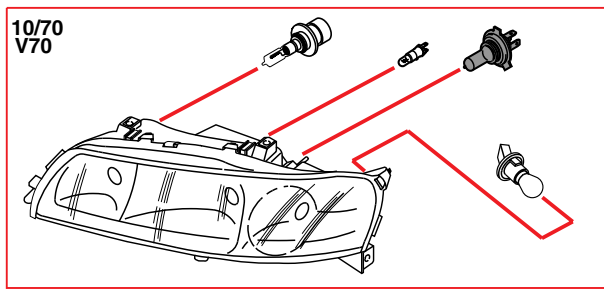
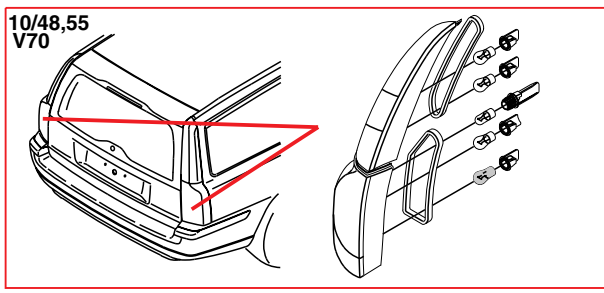


Component illustrations

10/19 XC90 - 10/47, 54



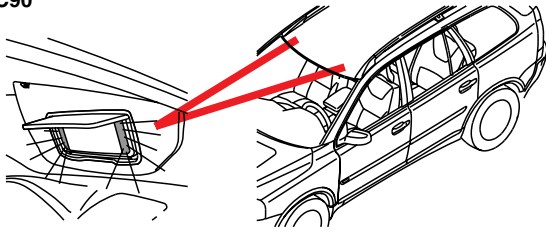
Component illustrations 10/48, 55 - 10/115



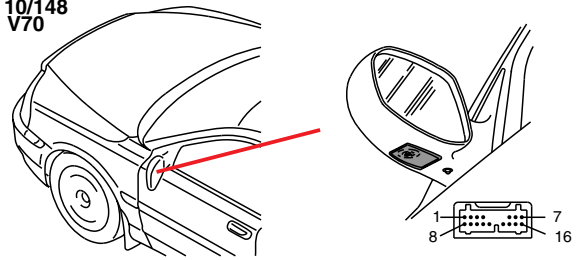
Component illustrations

10/114 - 10/173

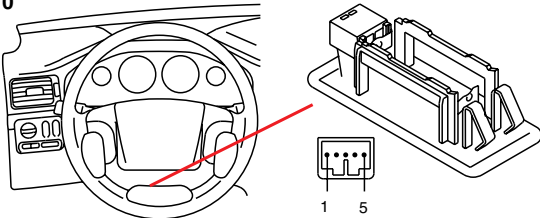
10/114-115
XC90



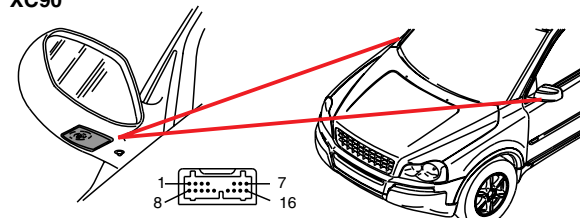
10/148
V70



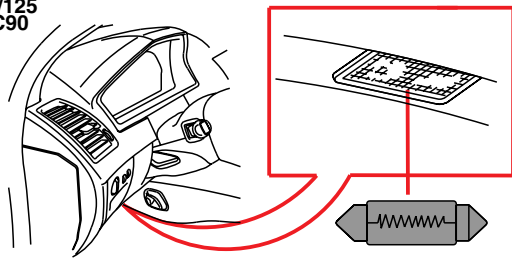
10/125
V70



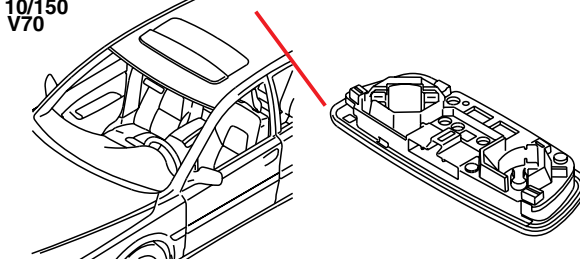
10/148-149
XC90



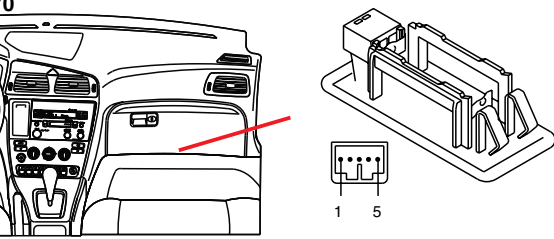
10/125
XC90



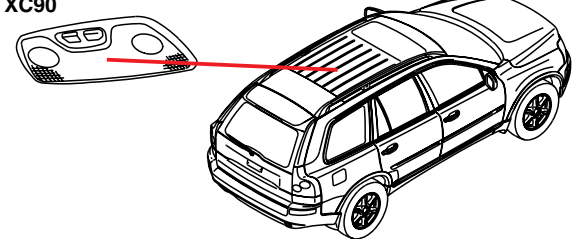
10/150
V70



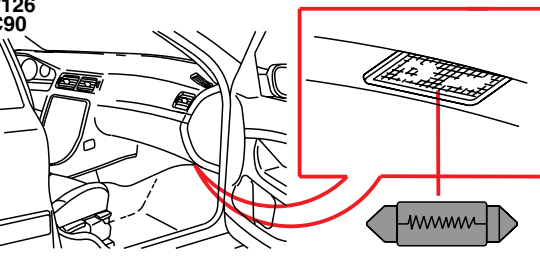
10/126
V70



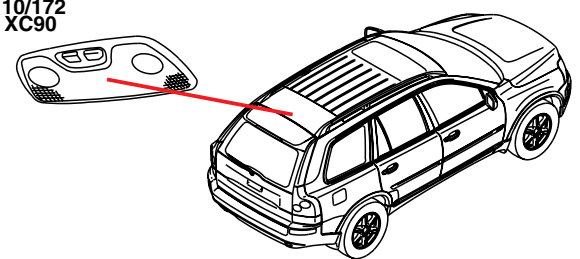
10/150
XC90



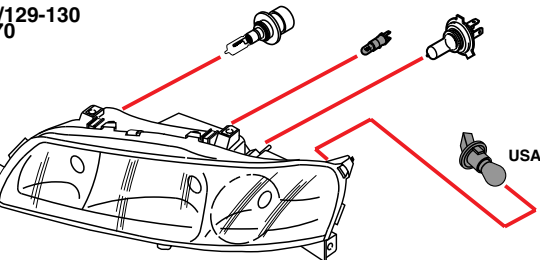
10/126
XC90



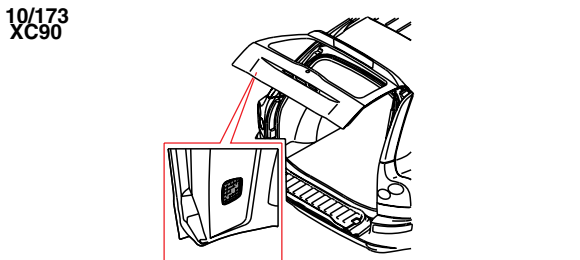
10/172
XC90



10/129-130
V70

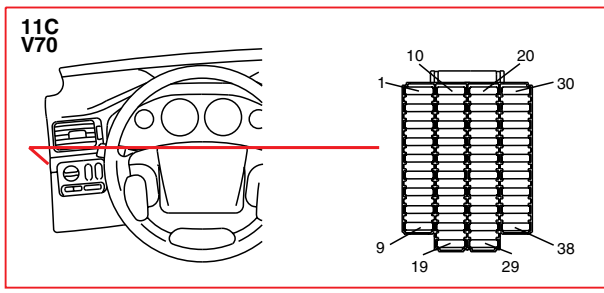
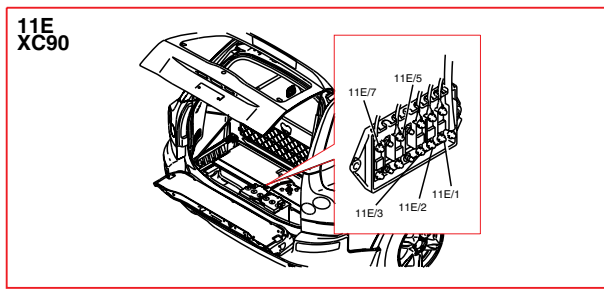
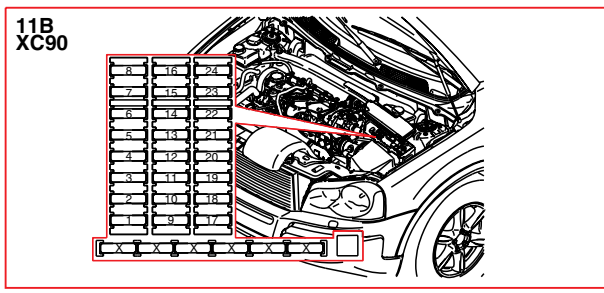
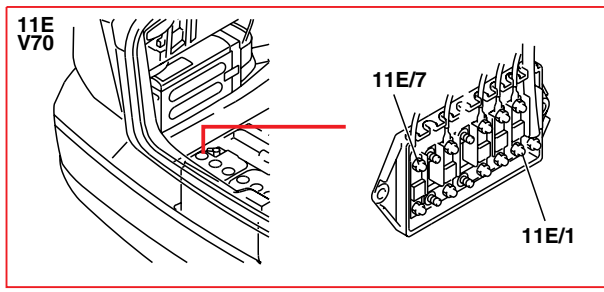
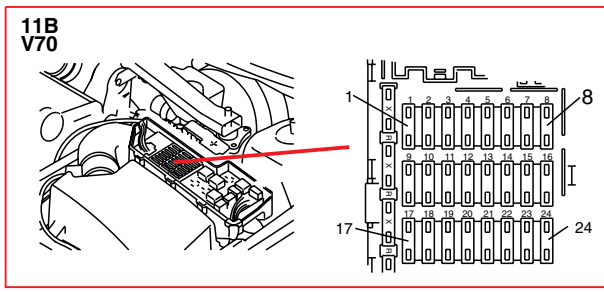
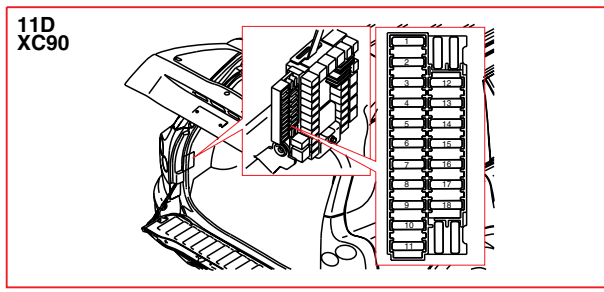
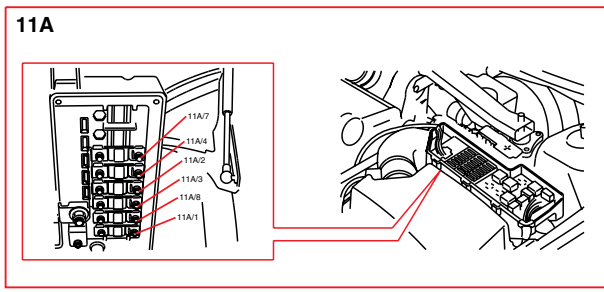
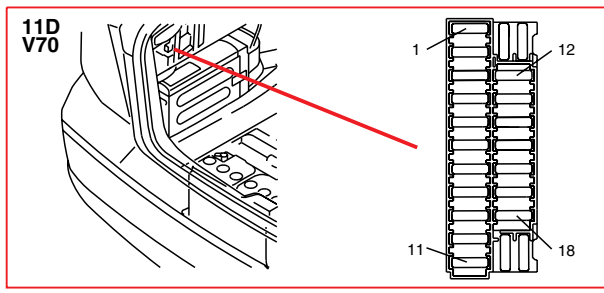
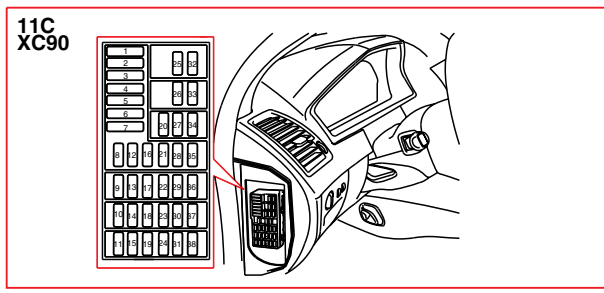
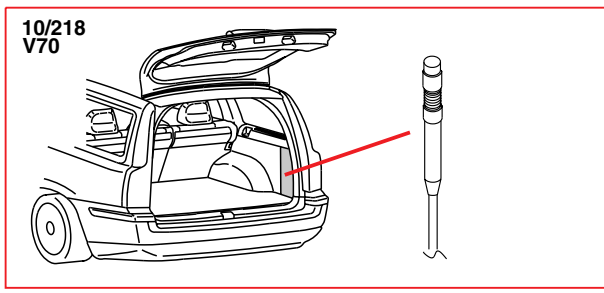


10/173
XC90



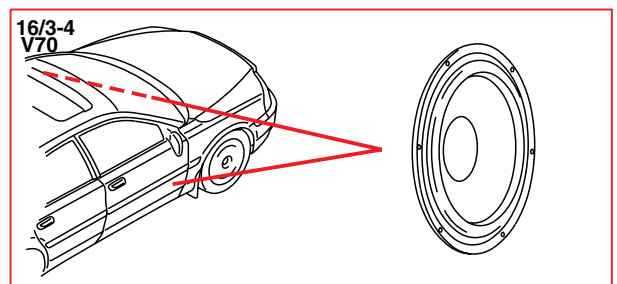
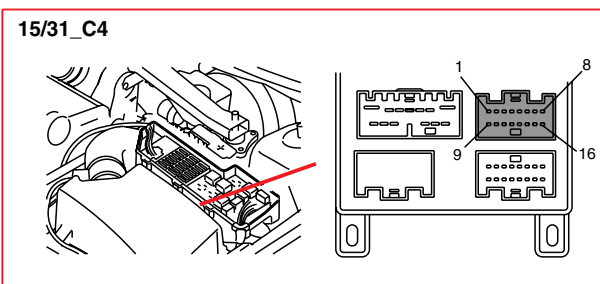
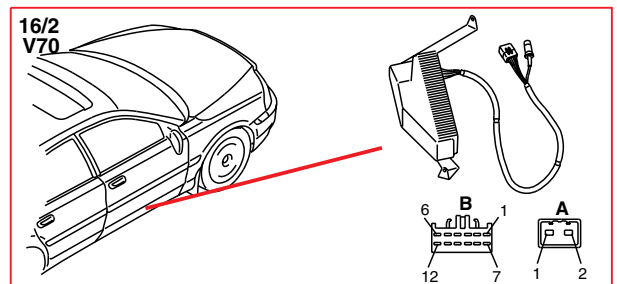
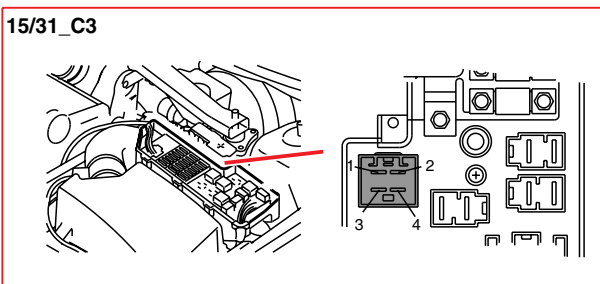
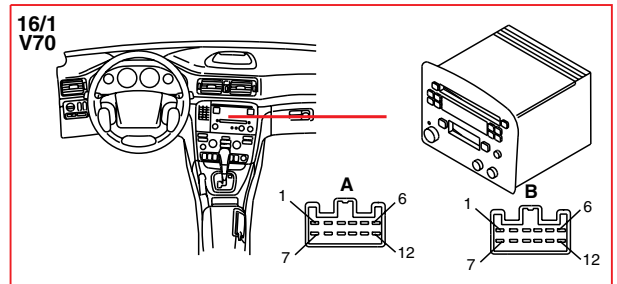
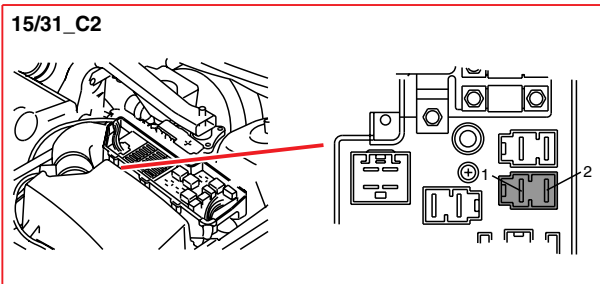
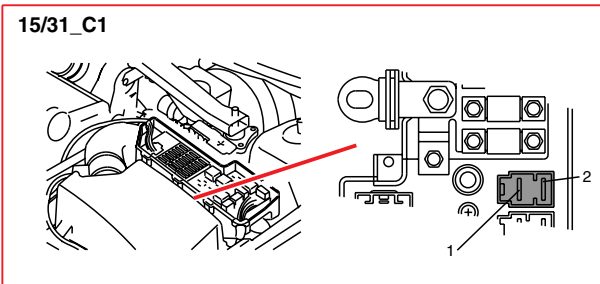
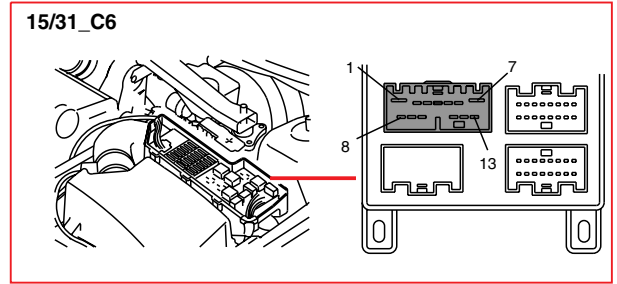
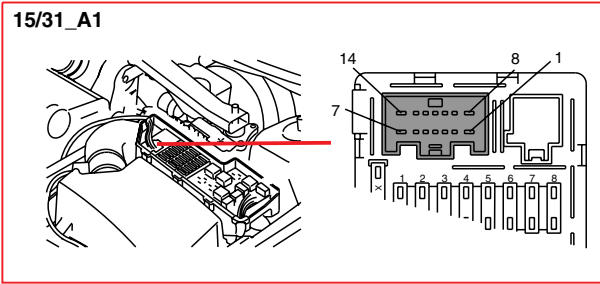
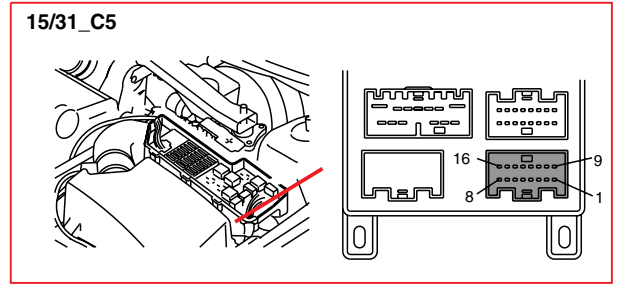
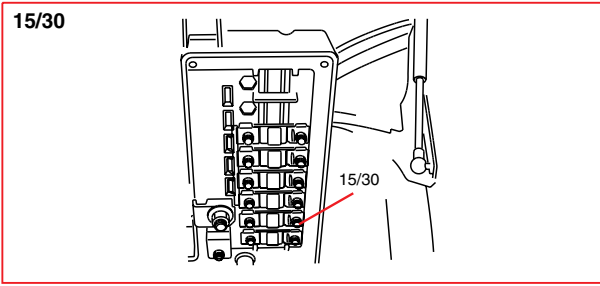
Component illustrations

10/218 - 11E

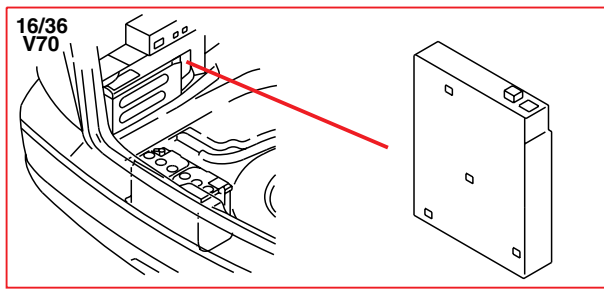
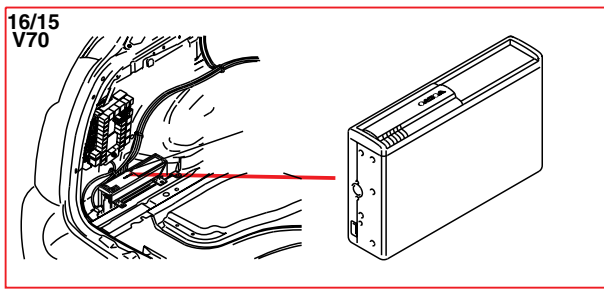
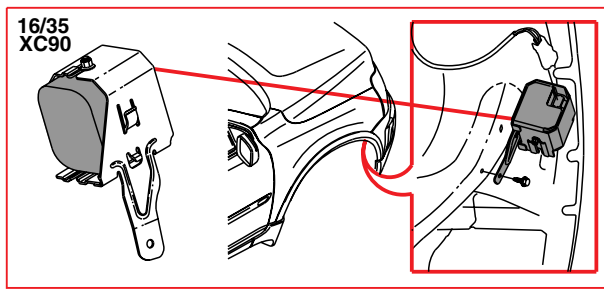
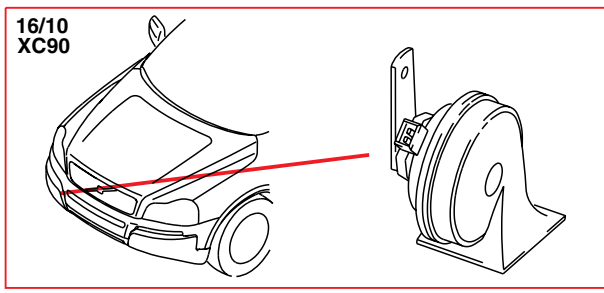
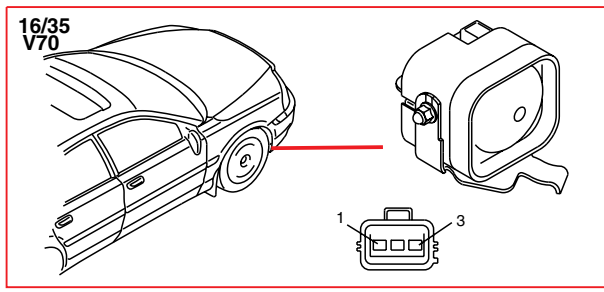
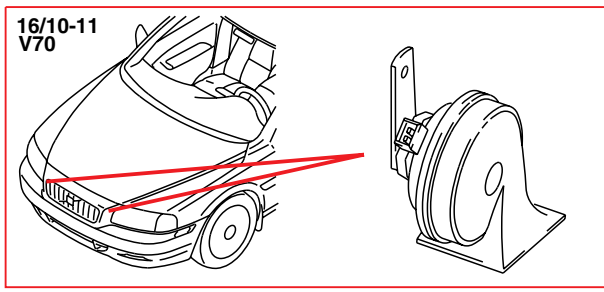
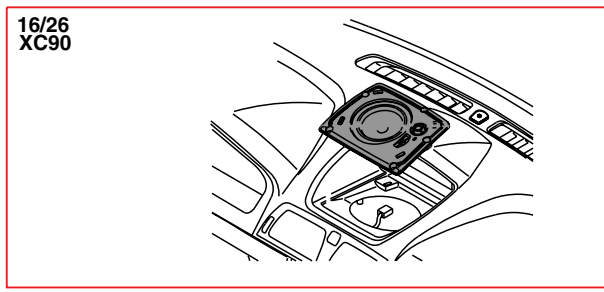
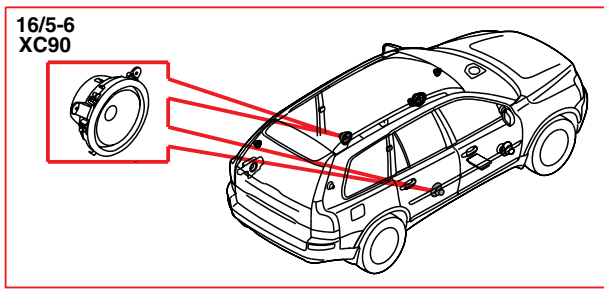
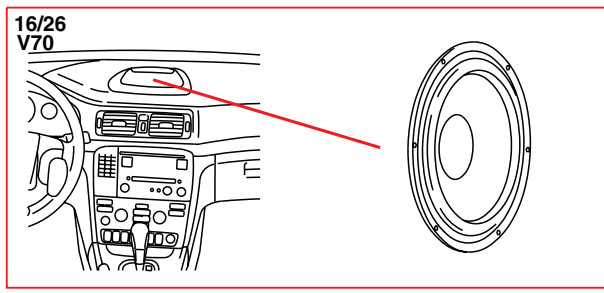
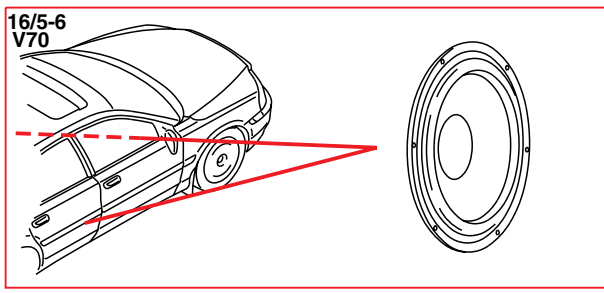
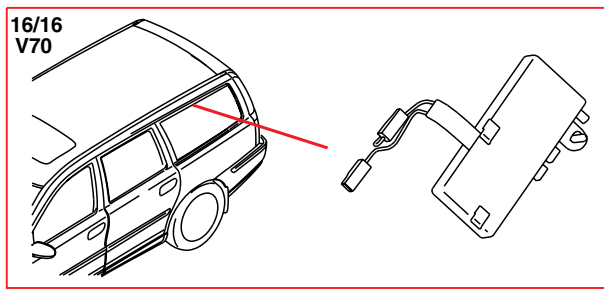
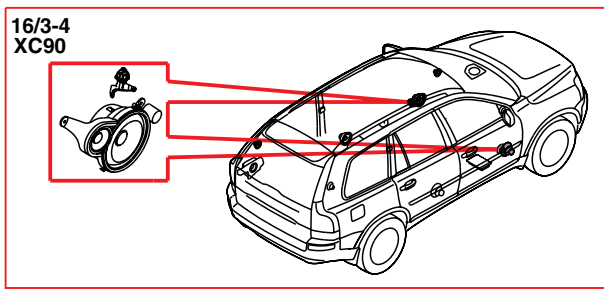


Component illustrations

15/30 - 16/4 V70

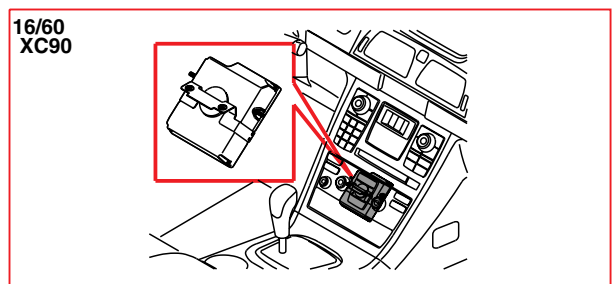
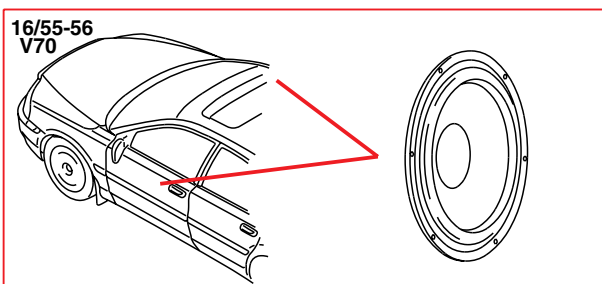
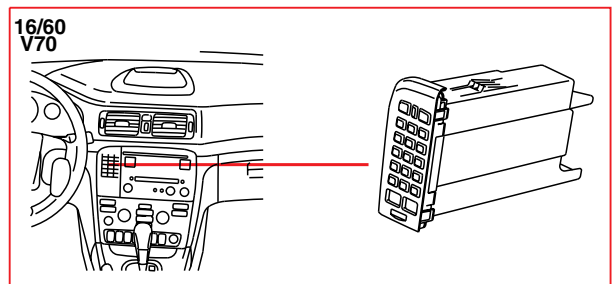
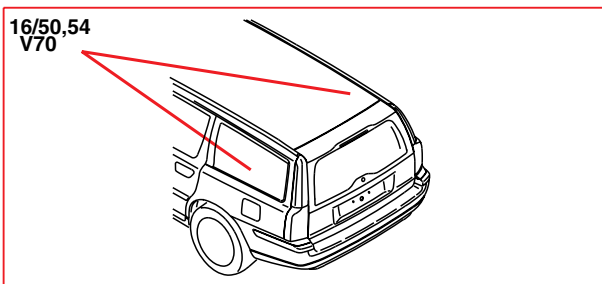
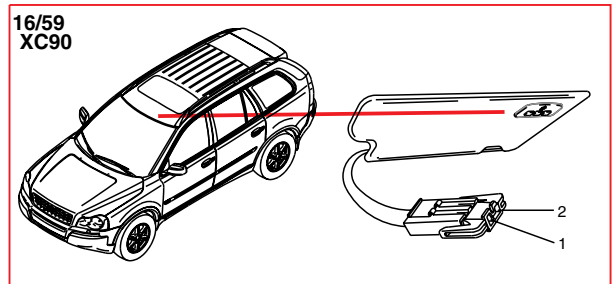
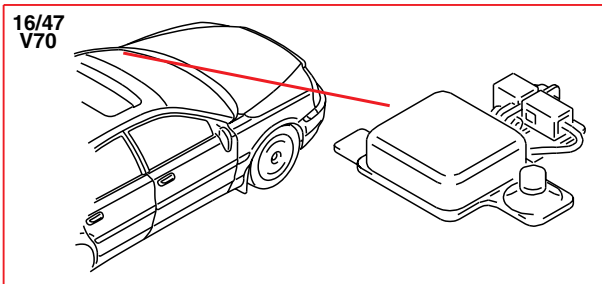
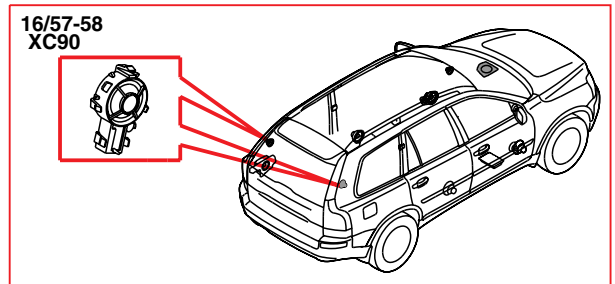
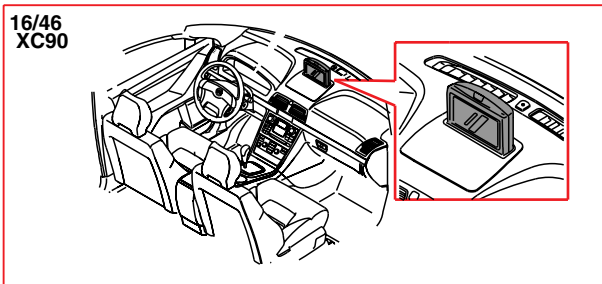
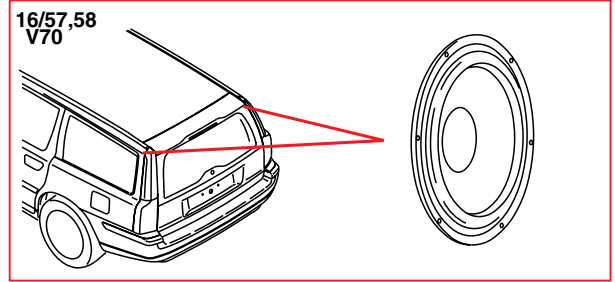
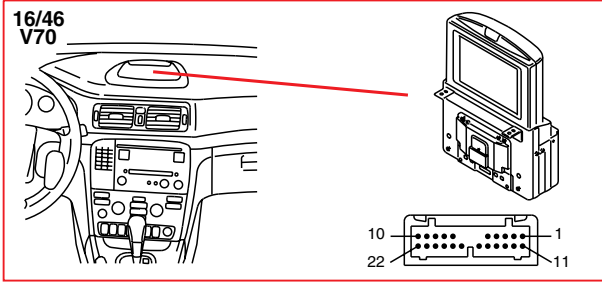
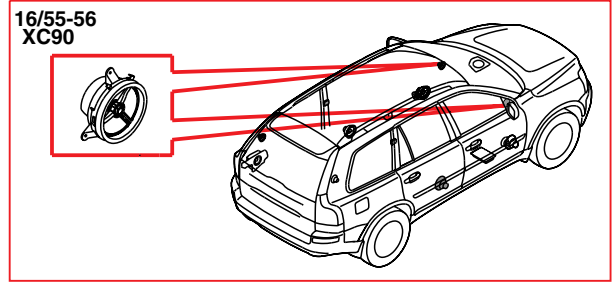
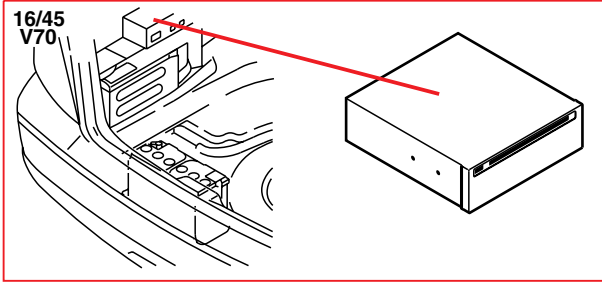


Component illustrations
16/3 XC90 - 16/36



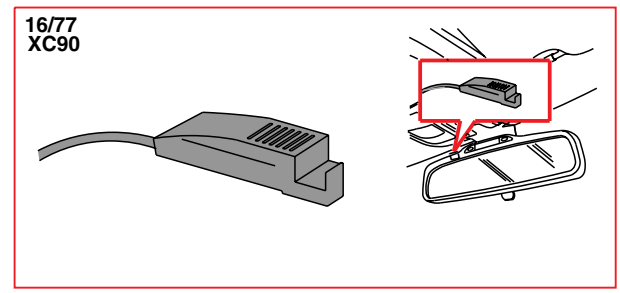
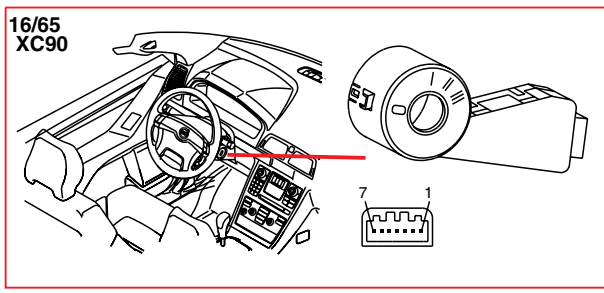
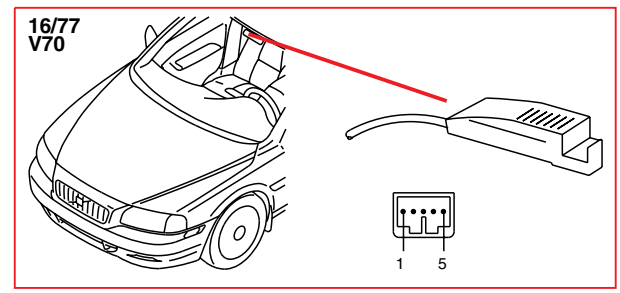
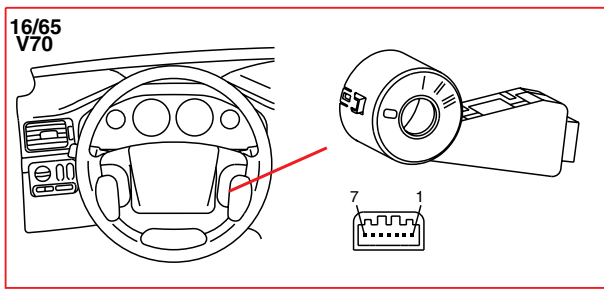
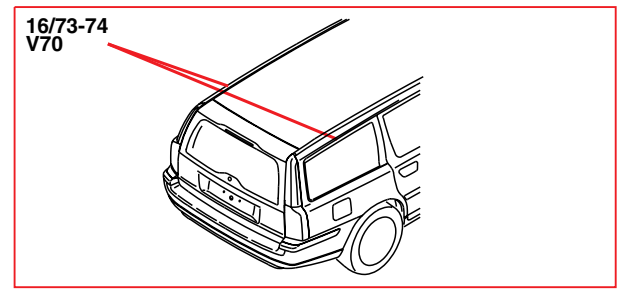
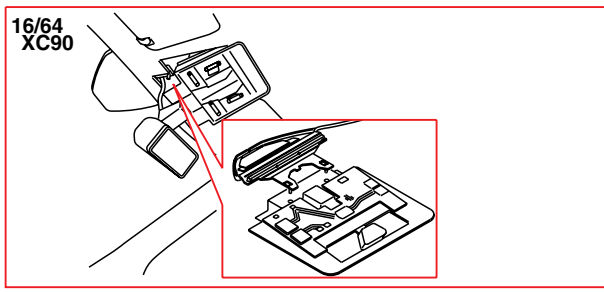
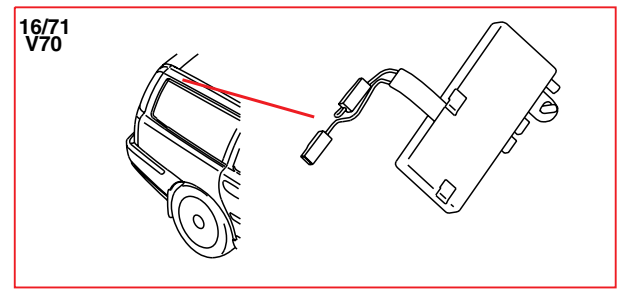
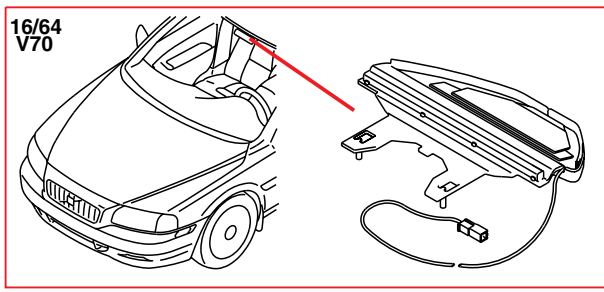
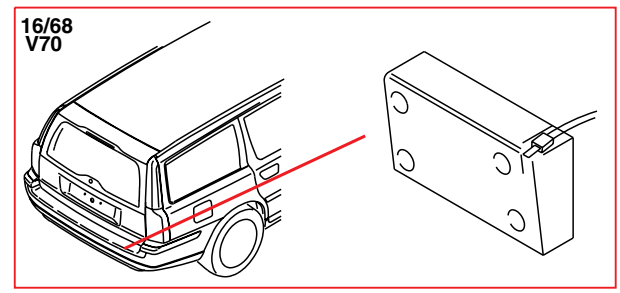
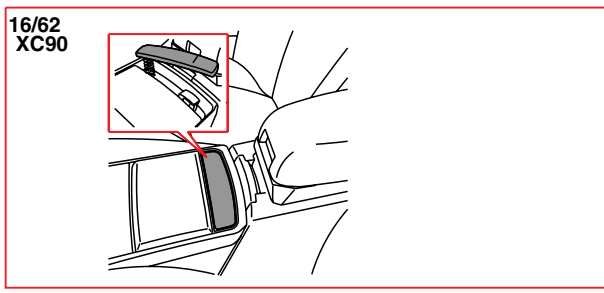
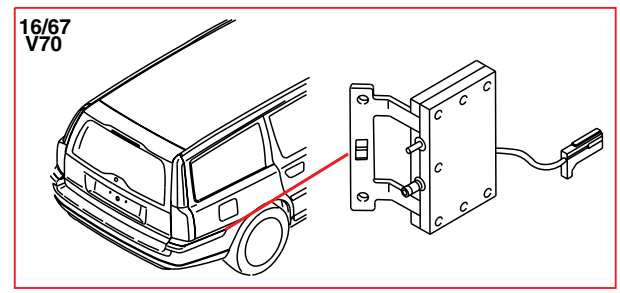
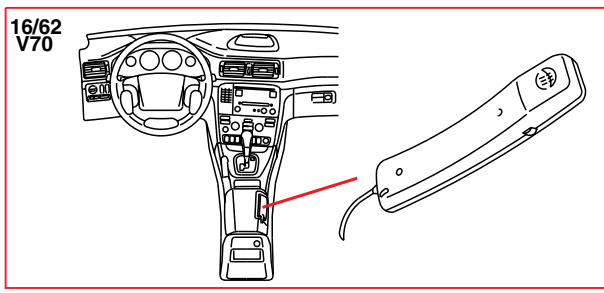
Component illustrations

16/45 - 16/60



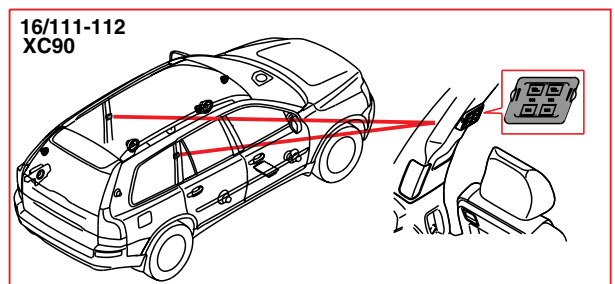
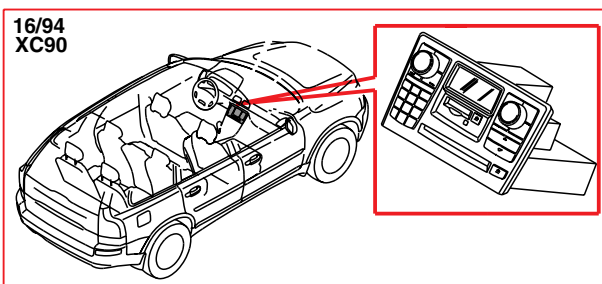
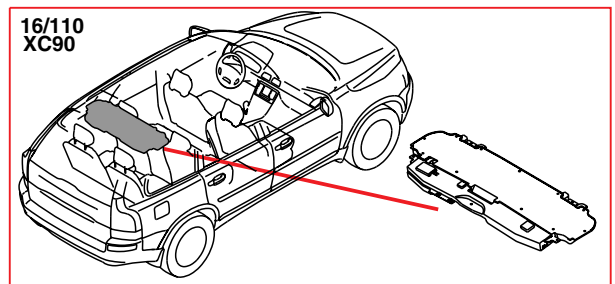
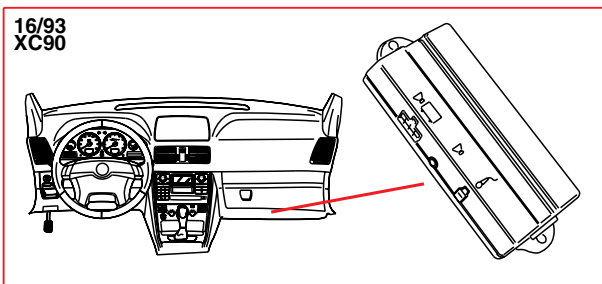
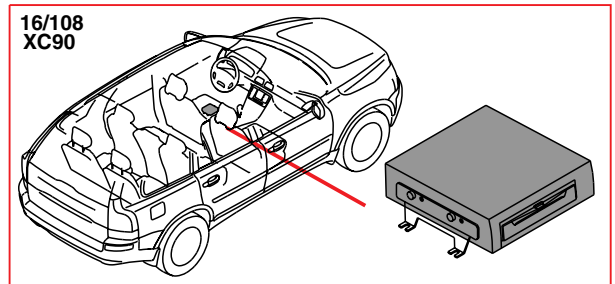
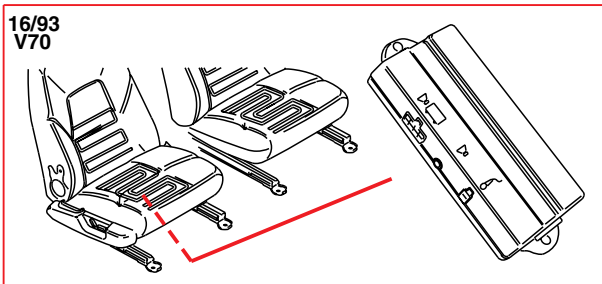
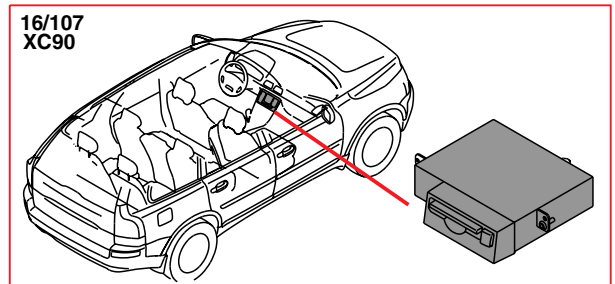
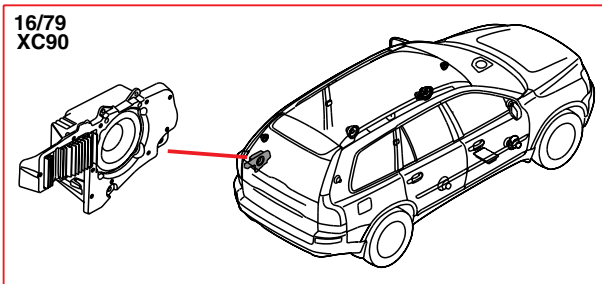
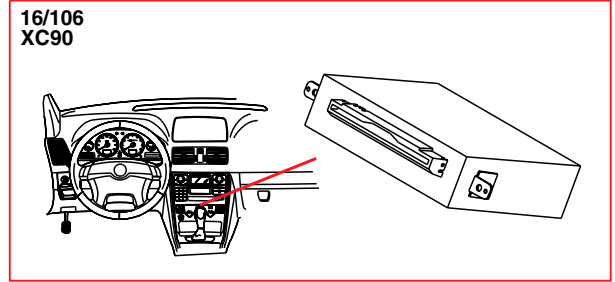
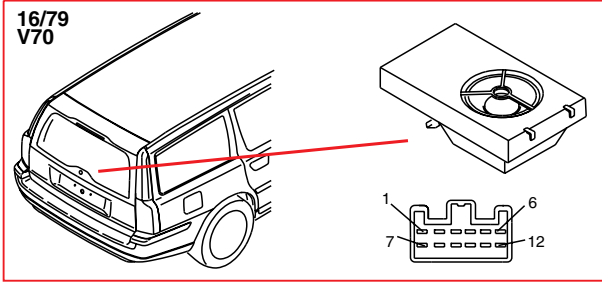
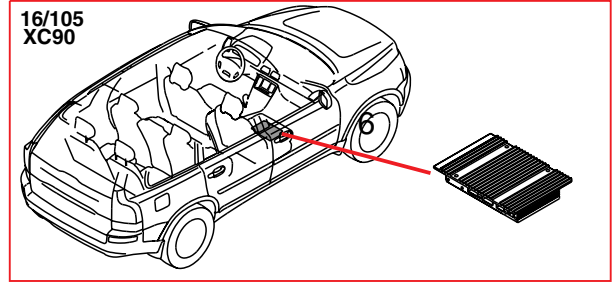
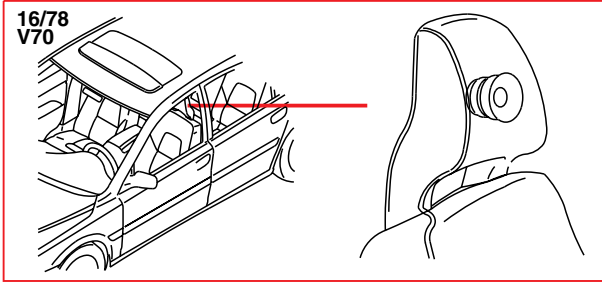
Component illustrations

16/62 - 16/77



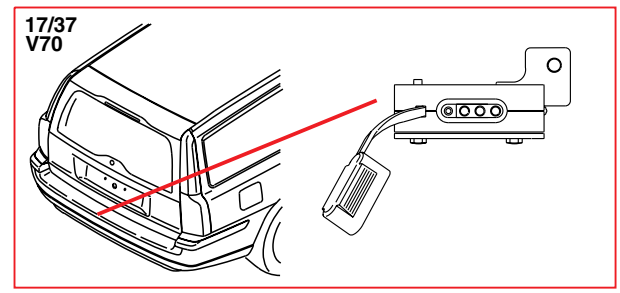
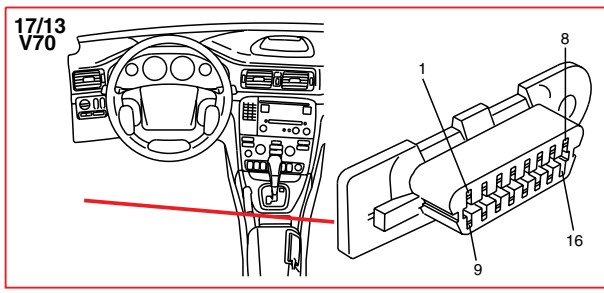
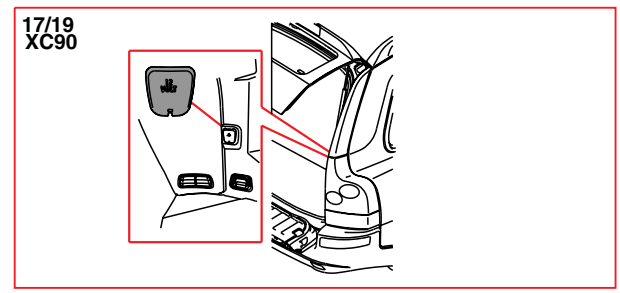
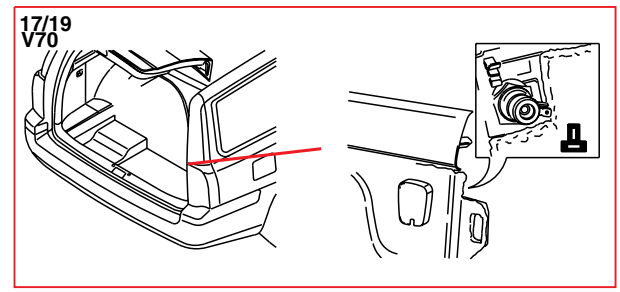
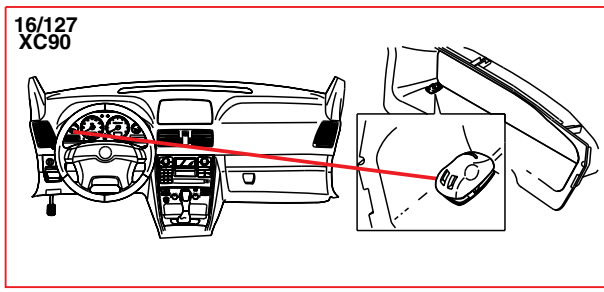
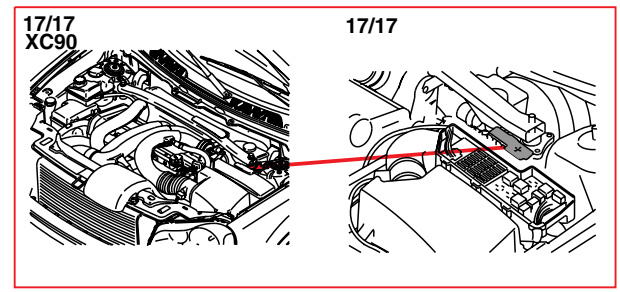
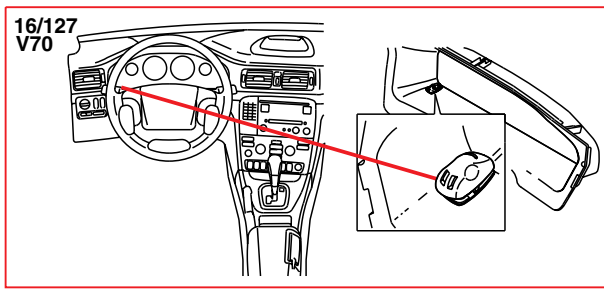
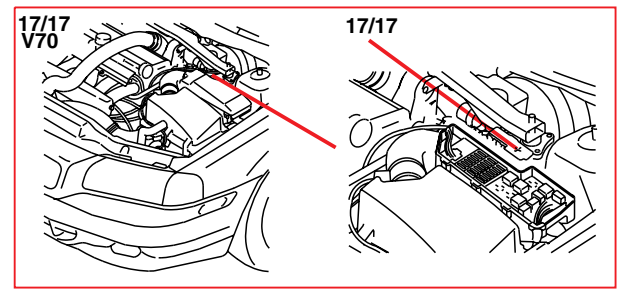
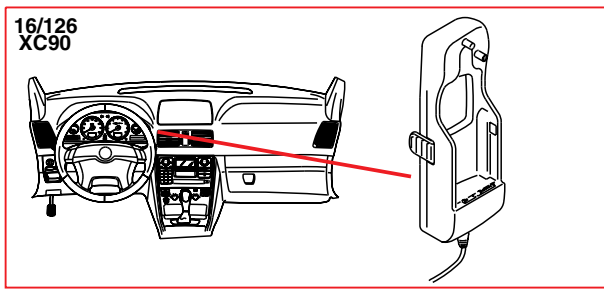
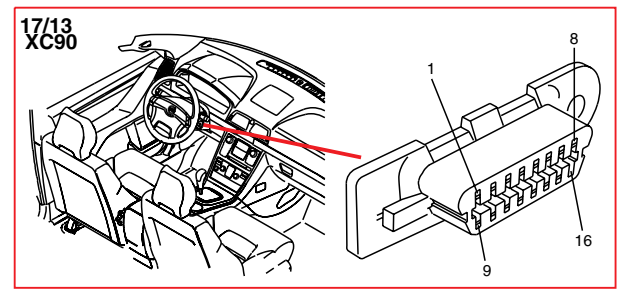
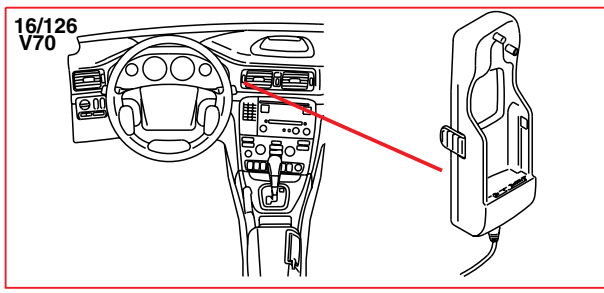
Component illustrations

16/78 - 16/112



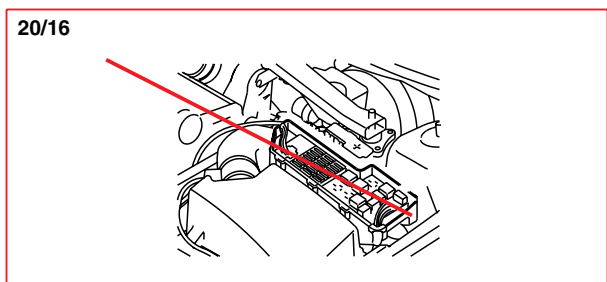
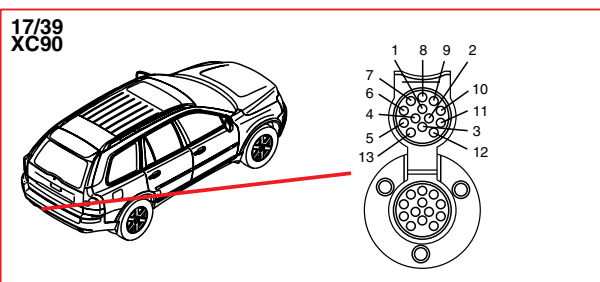
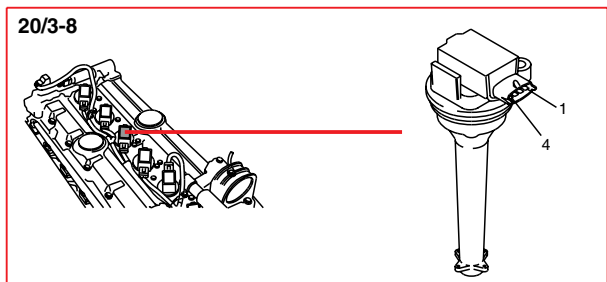
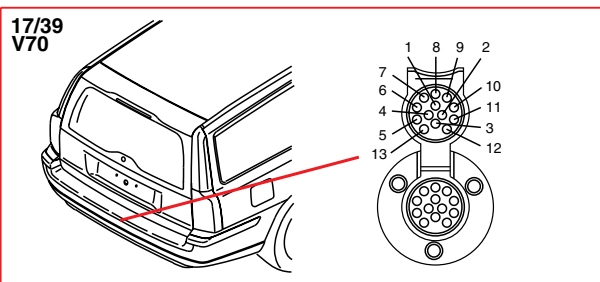
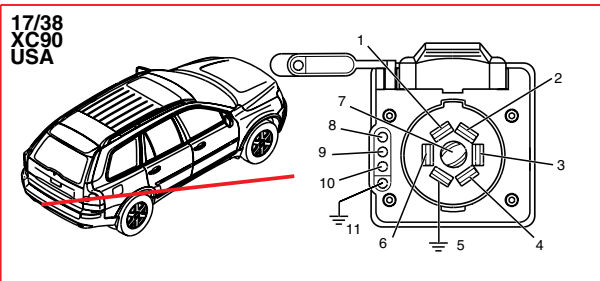
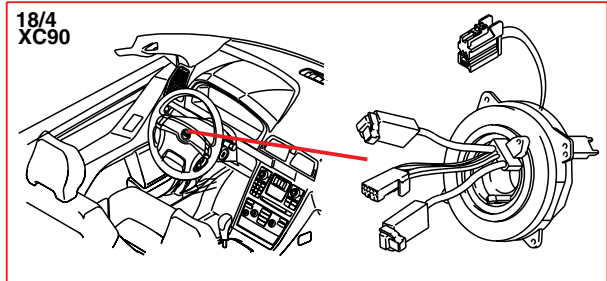
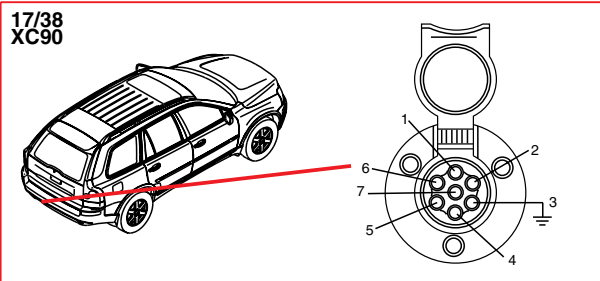
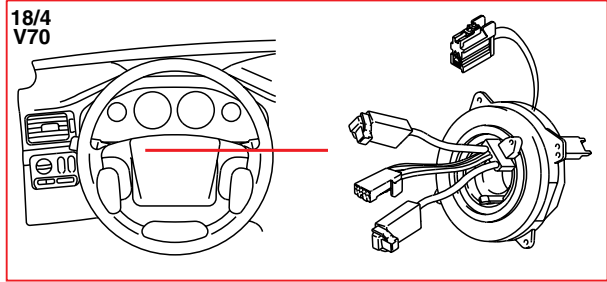
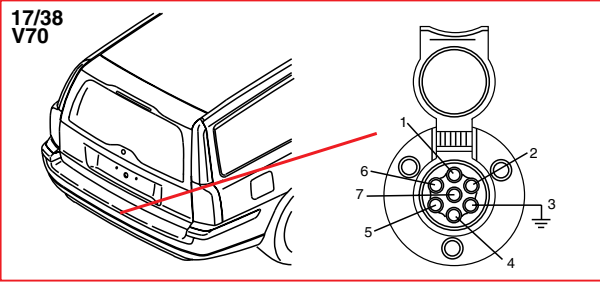
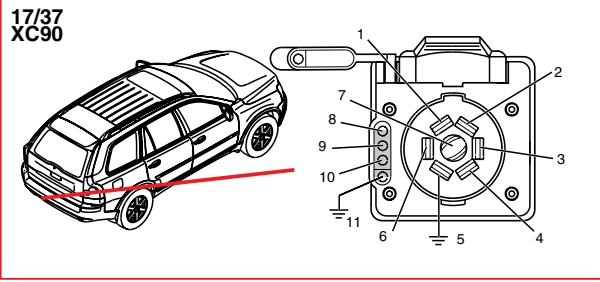
Component illustrations

16/126 - 17/37 V70



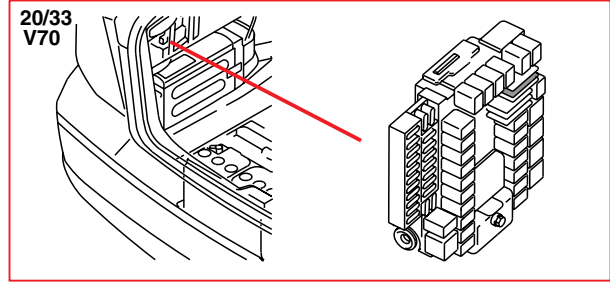
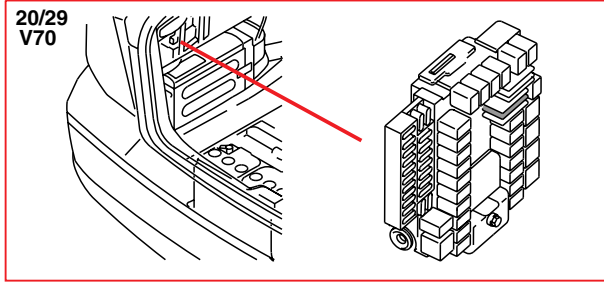
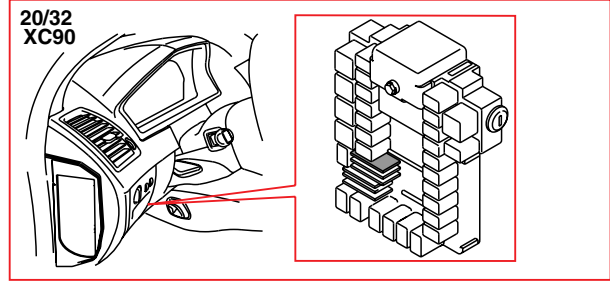
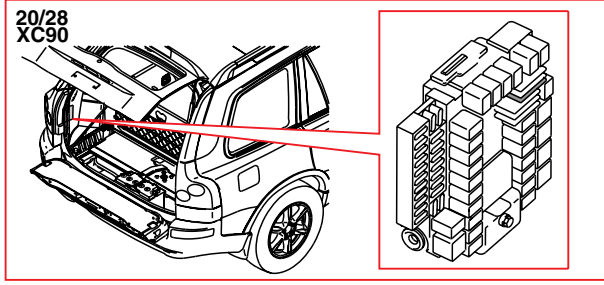
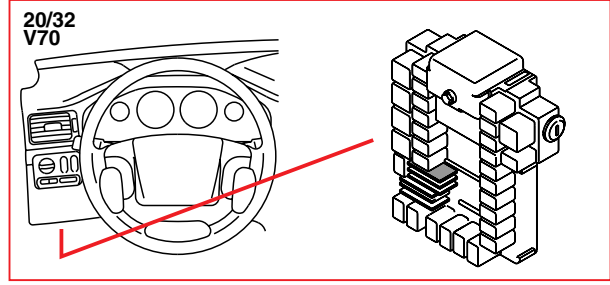
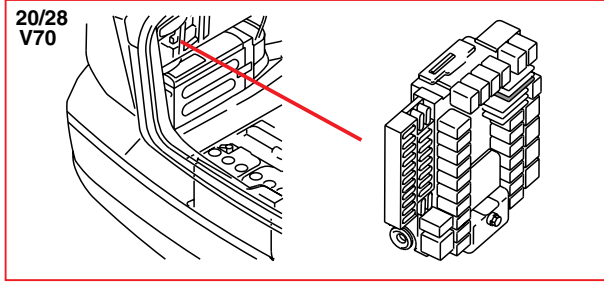
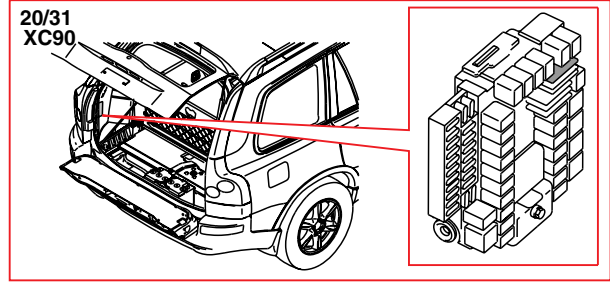
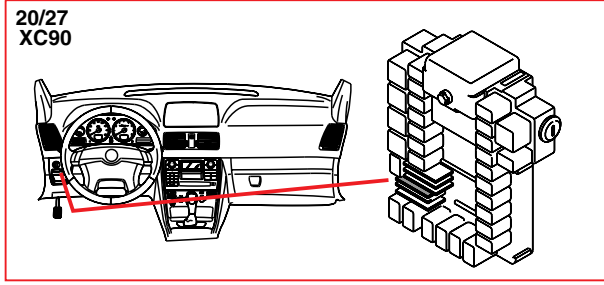
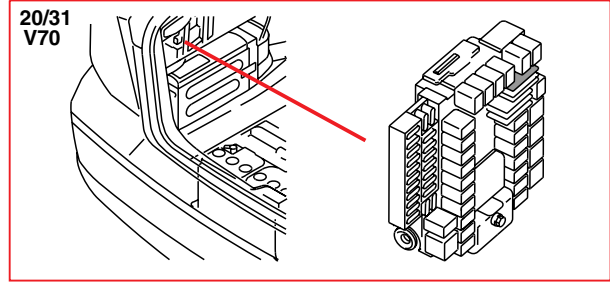
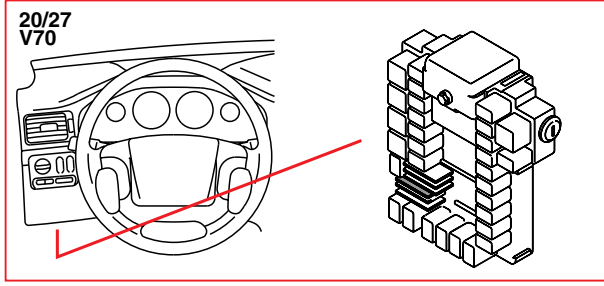
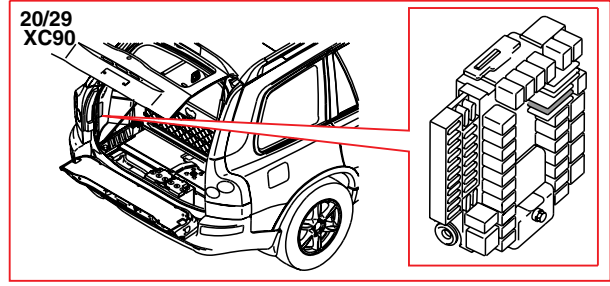
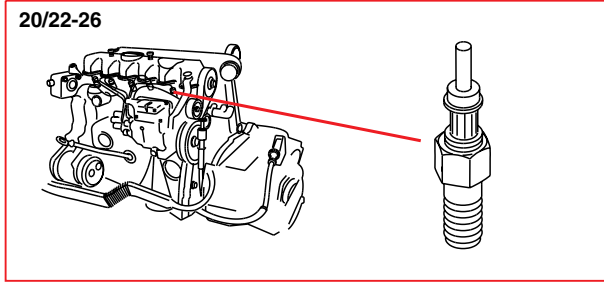
Component illustrations

17/37 XC90 - 20/16



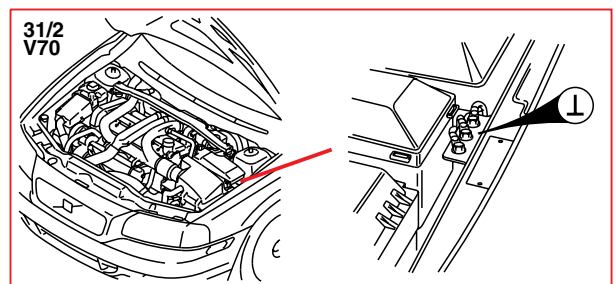
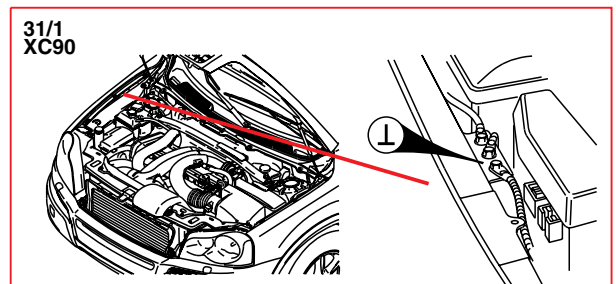
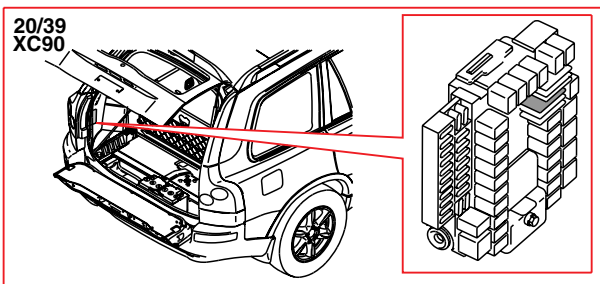
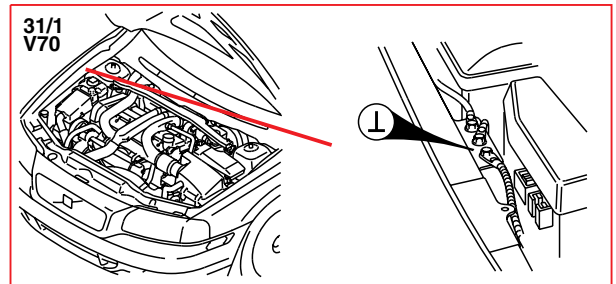
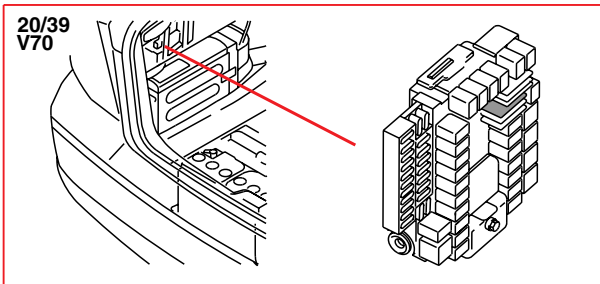
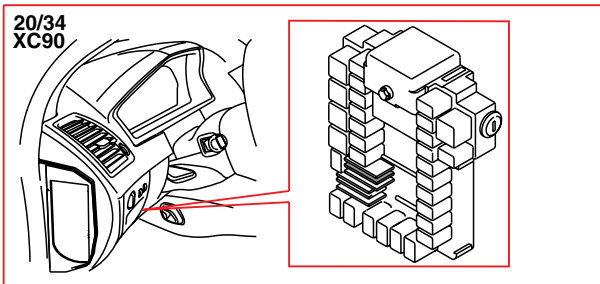
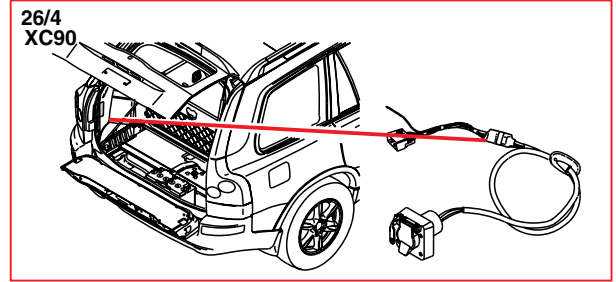
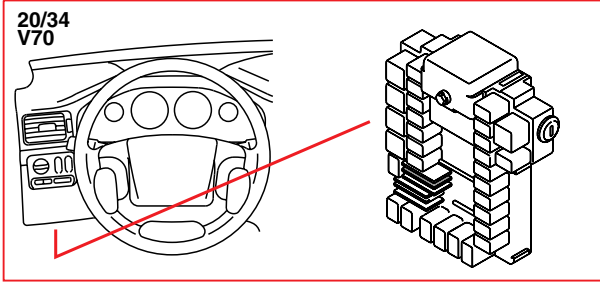
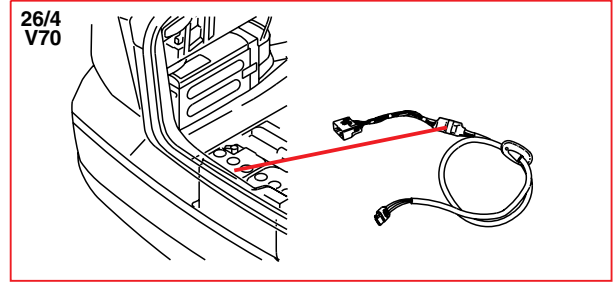
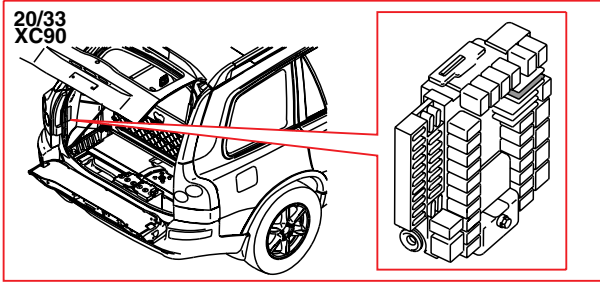
Component illustrations

20/22 - 20/33 V70

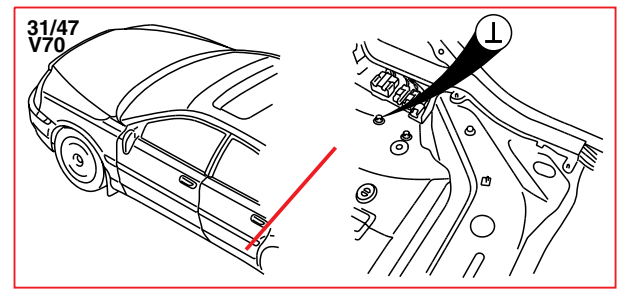
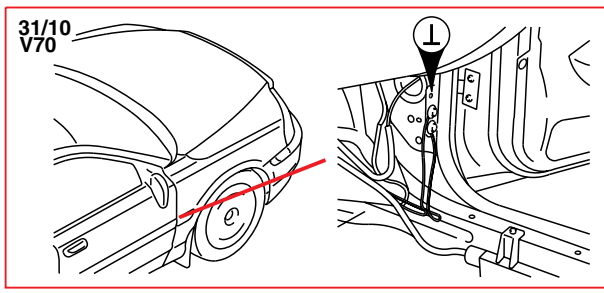
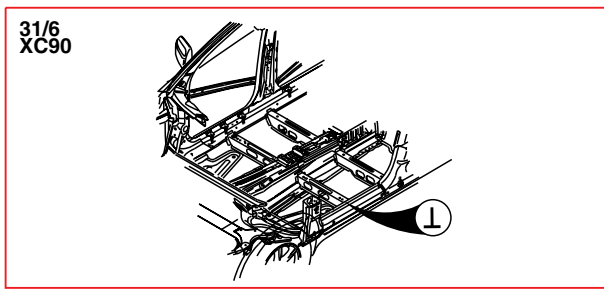
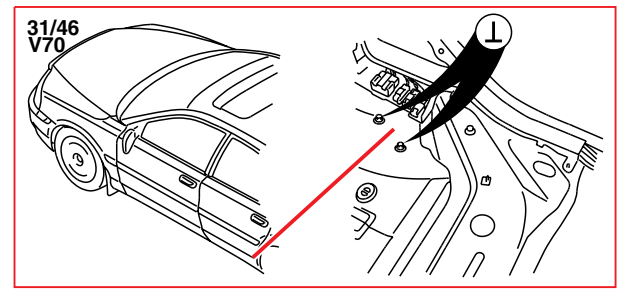
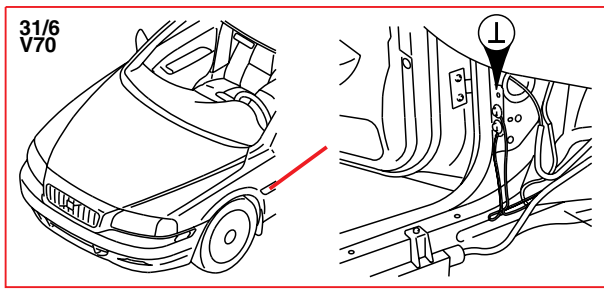
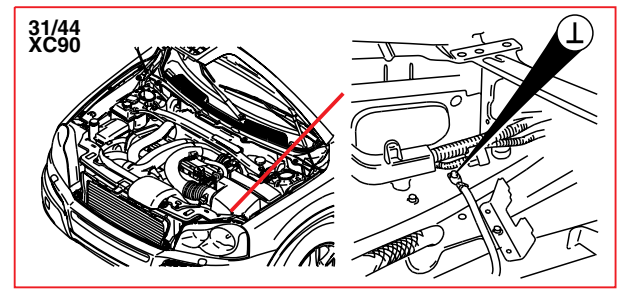
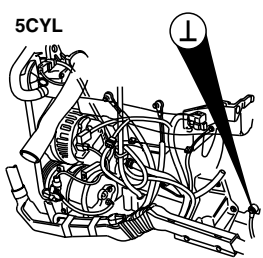
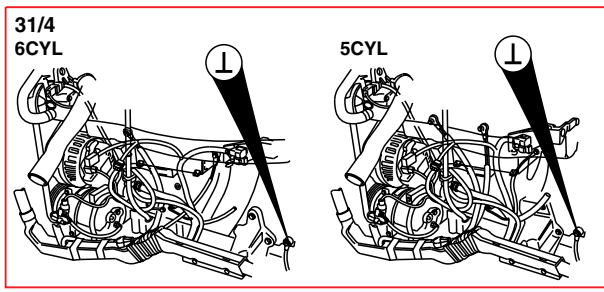
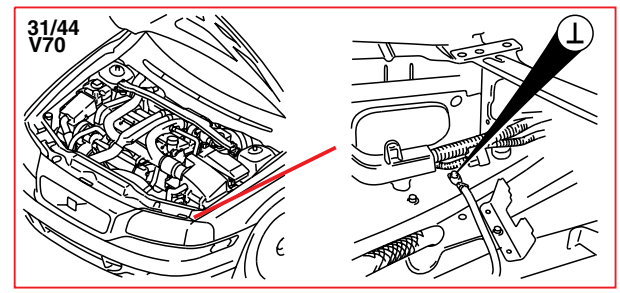
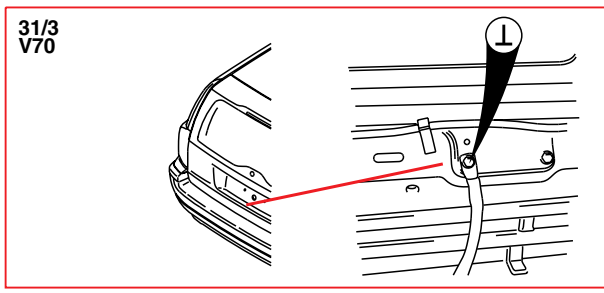
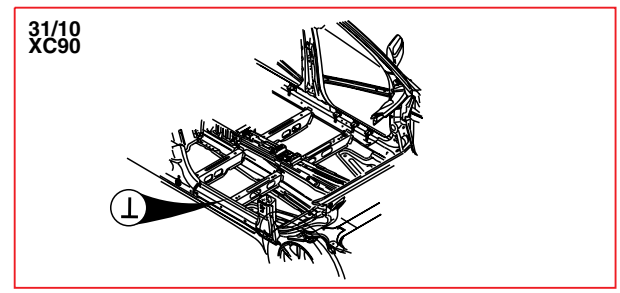
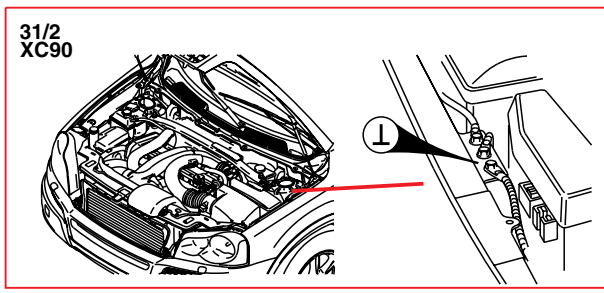


Component illustrations

20/33 XC90 - 31/2 V70

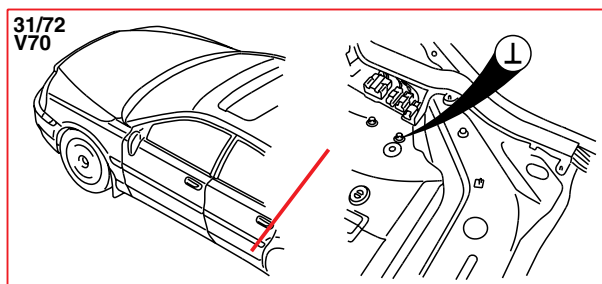
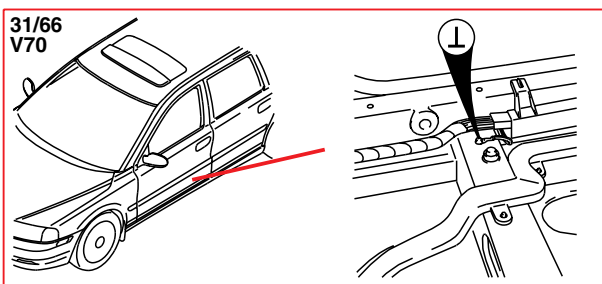
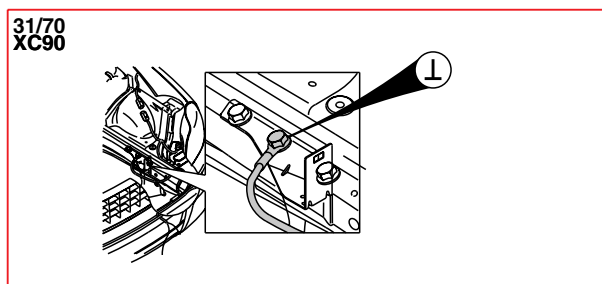
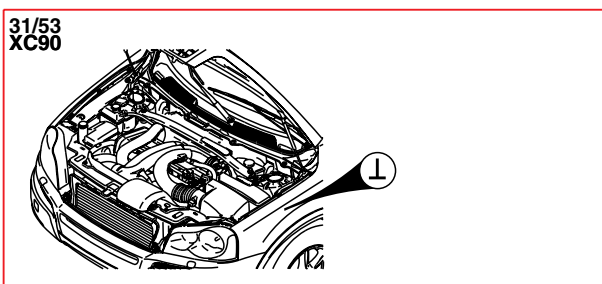
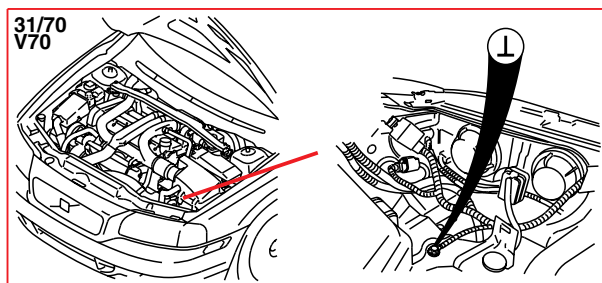
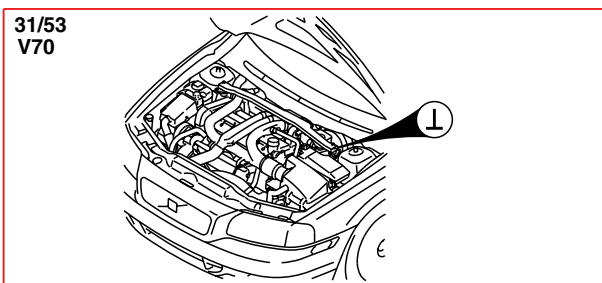
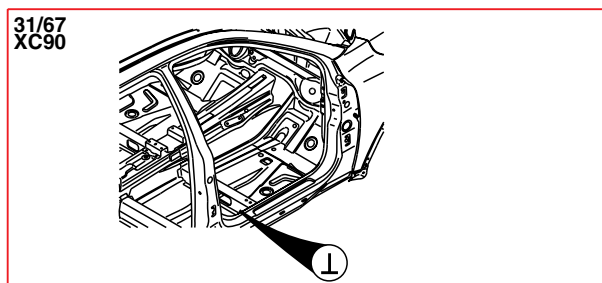
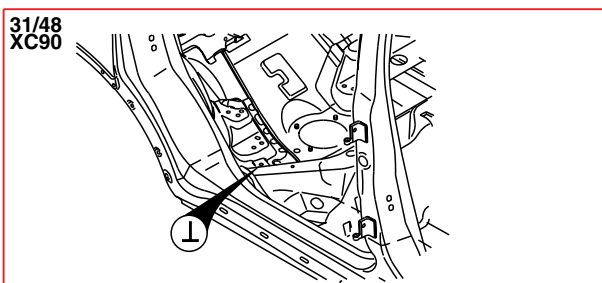
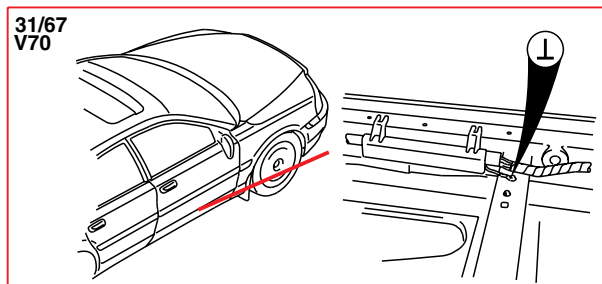
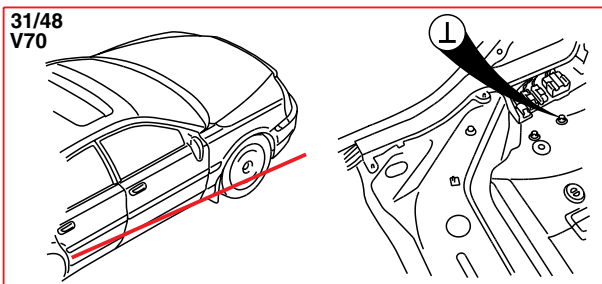
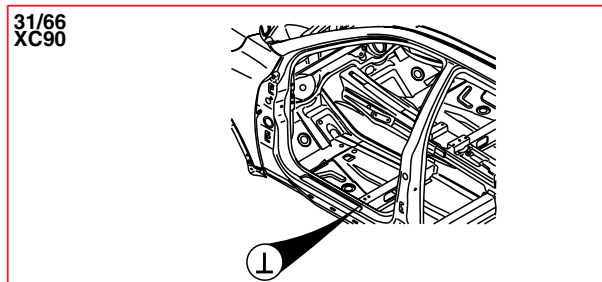
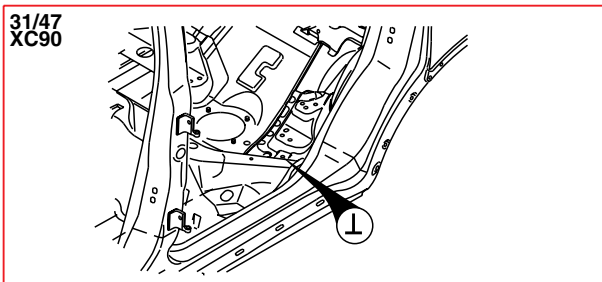


Component illustrations 31/2 XC90 - 31/47 V70



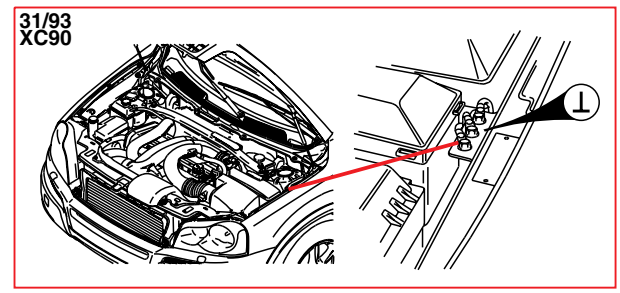
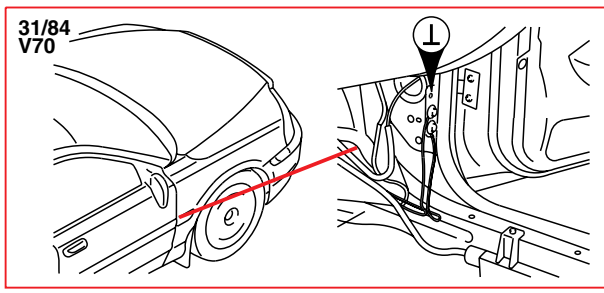
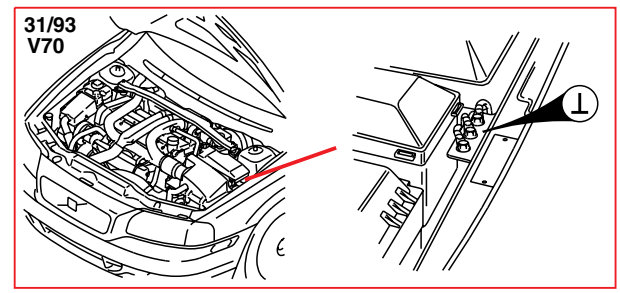
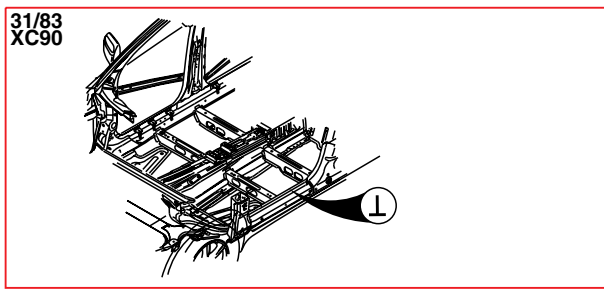
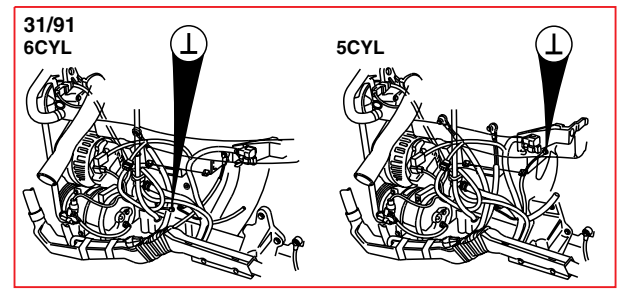
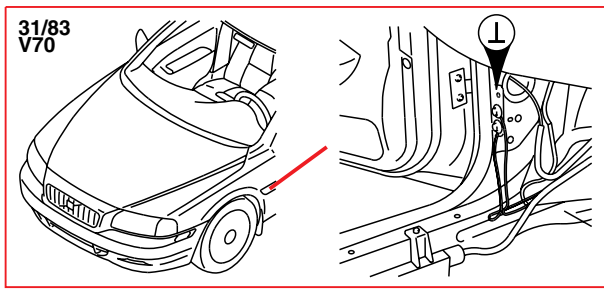
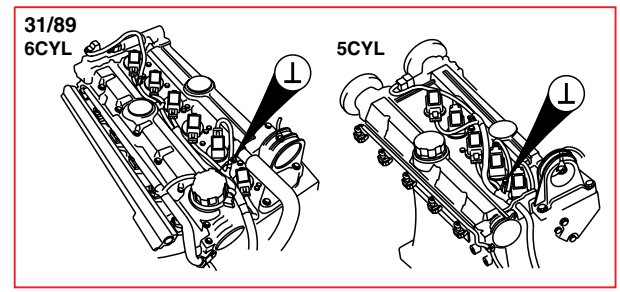
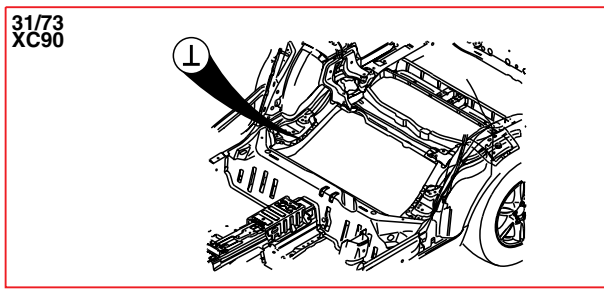
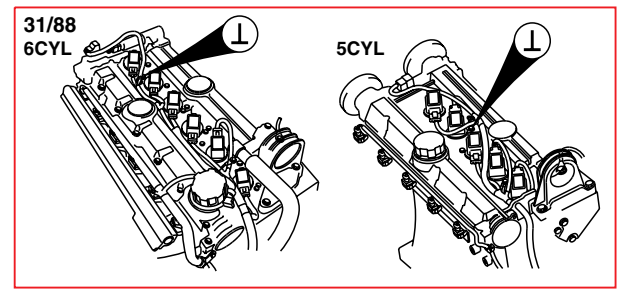
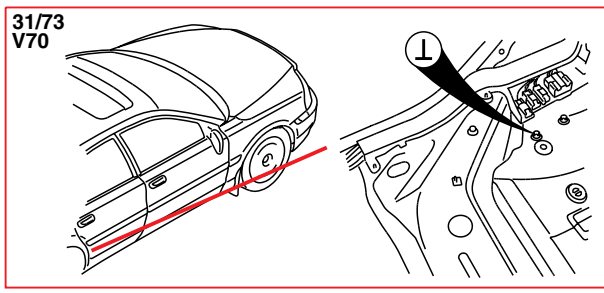
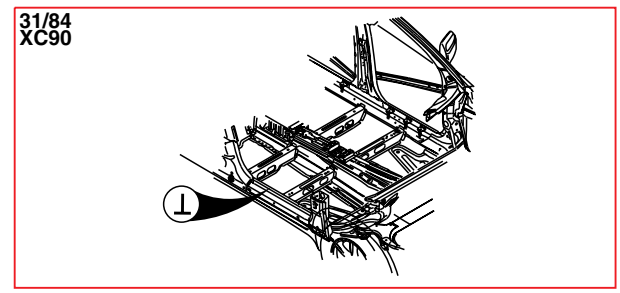
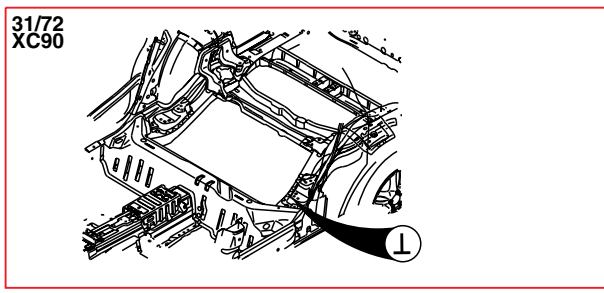
Component illustrations

31/47 XC90 - 31/72 V70



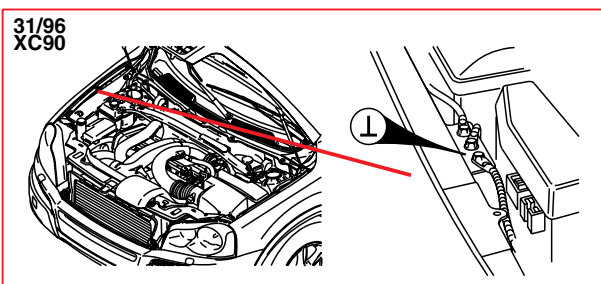
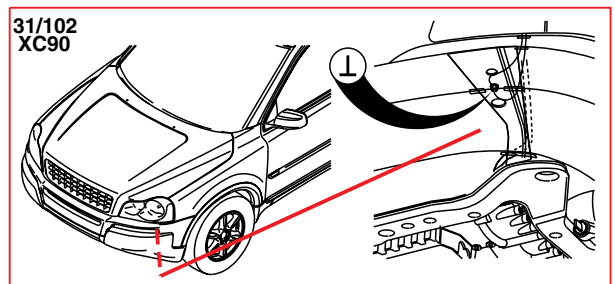
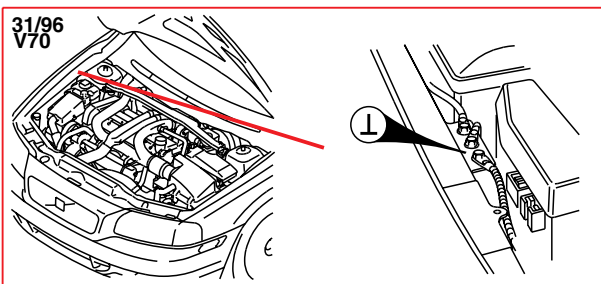
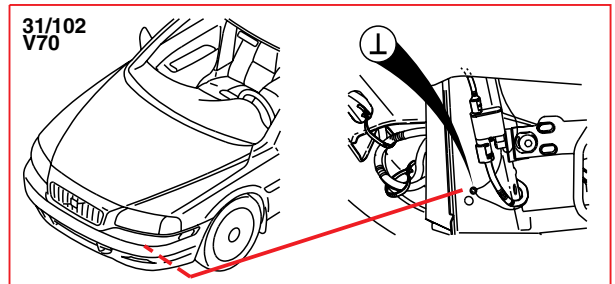
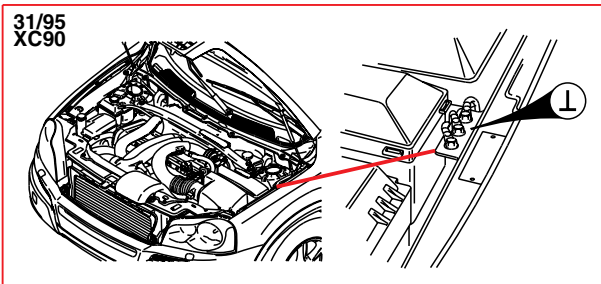
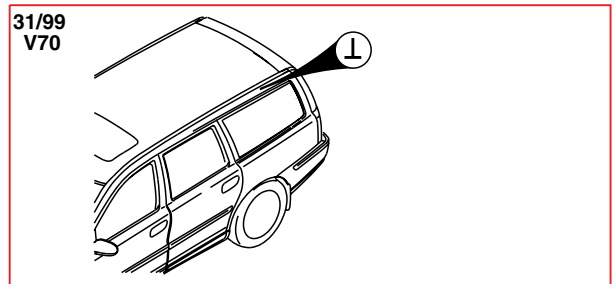
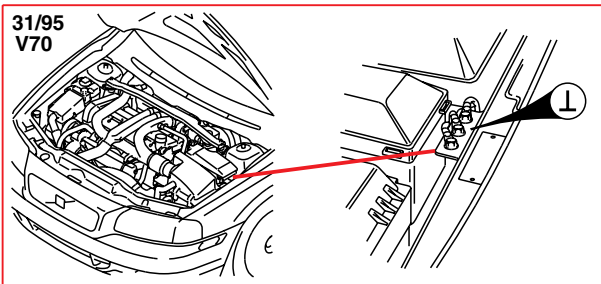
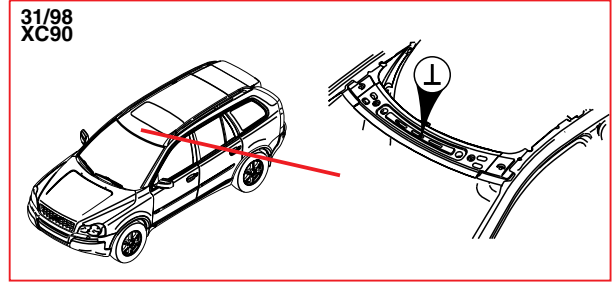
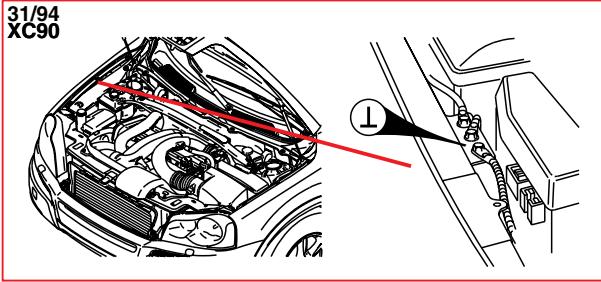
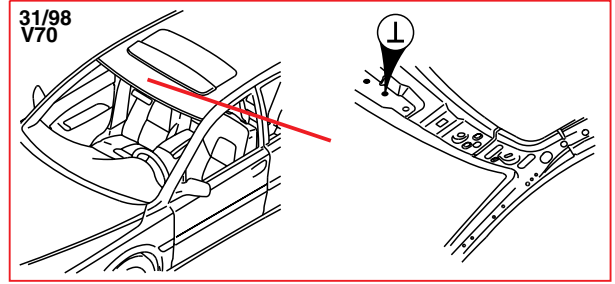
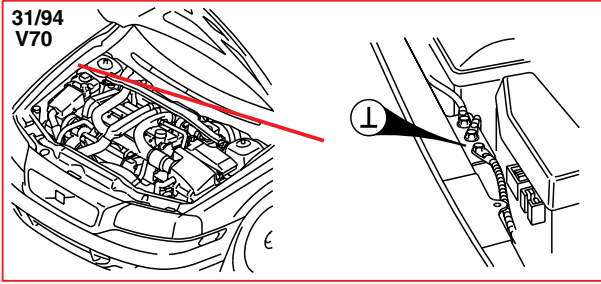
Component illustrations

31/72 XC90 - 31/93



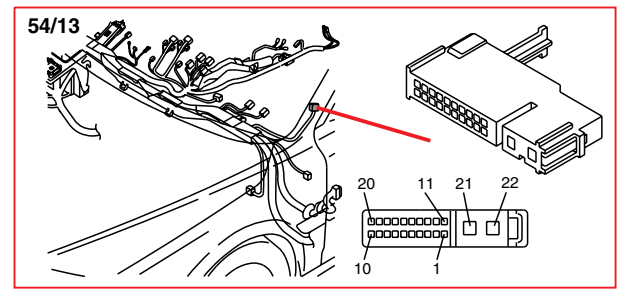
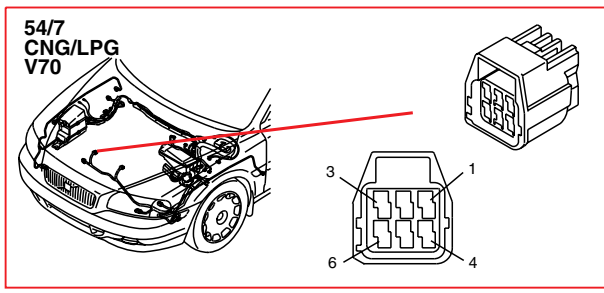
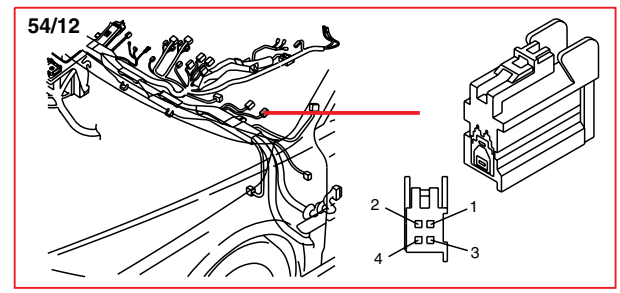
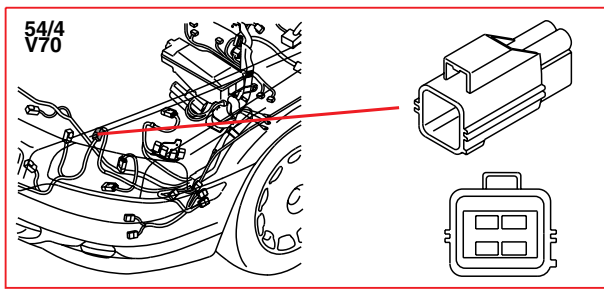
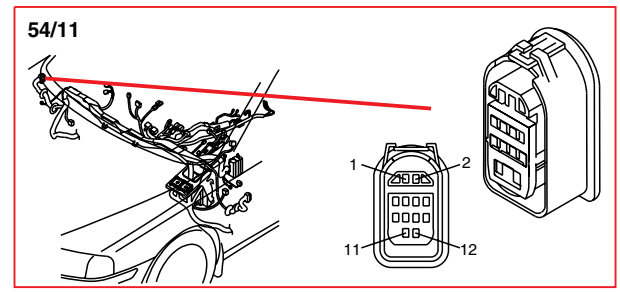
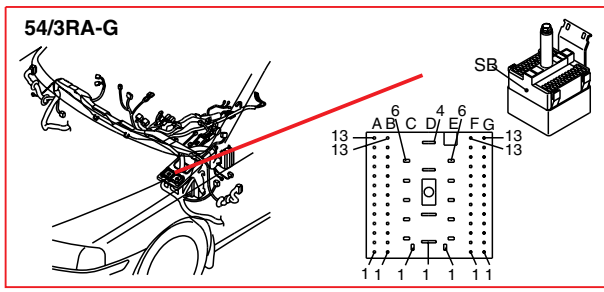
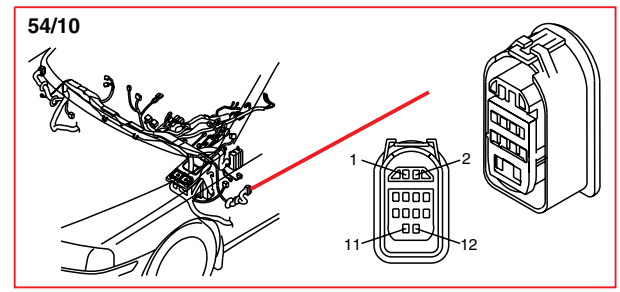
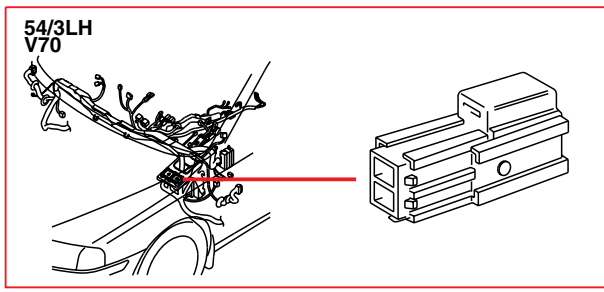
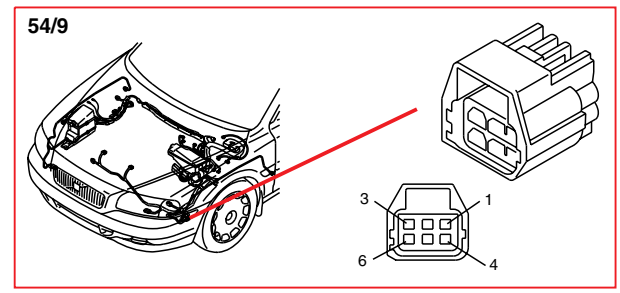
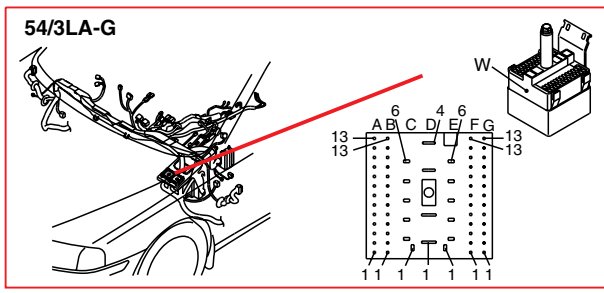
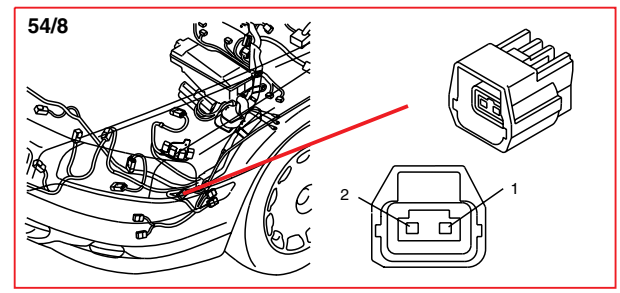
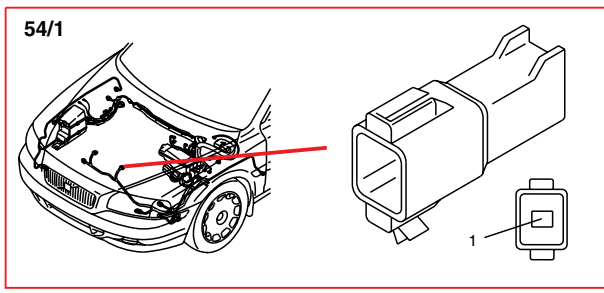
Component illustrations

31/94 - 31/102



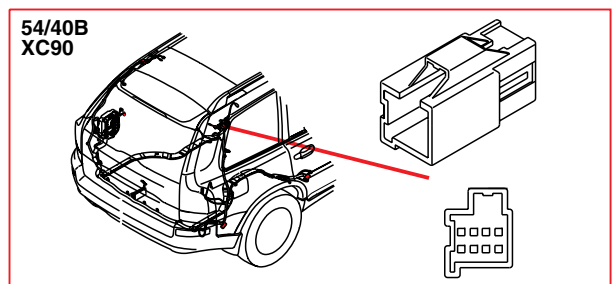
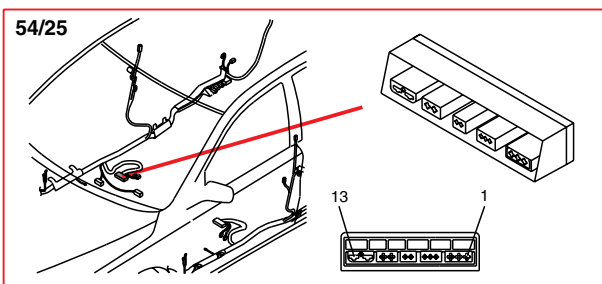
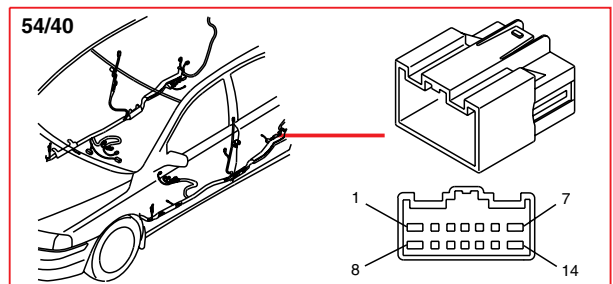
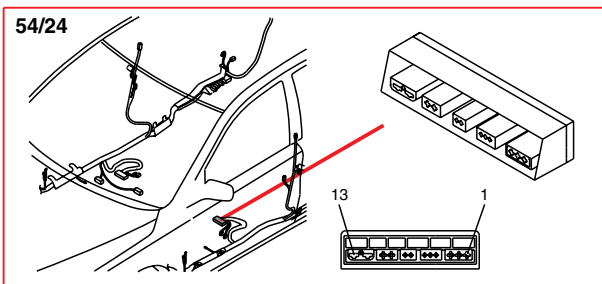
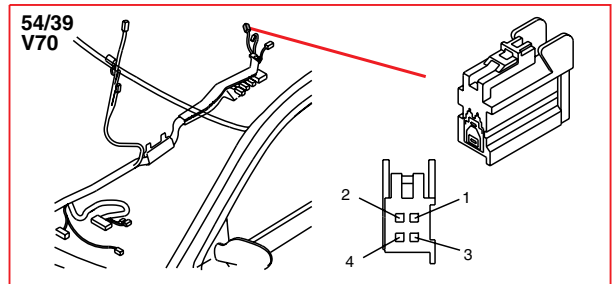
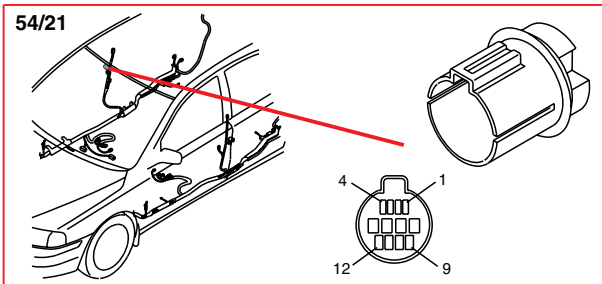
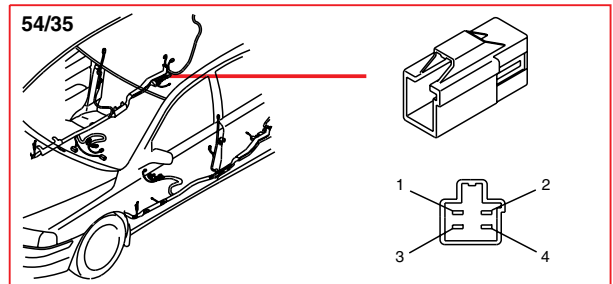
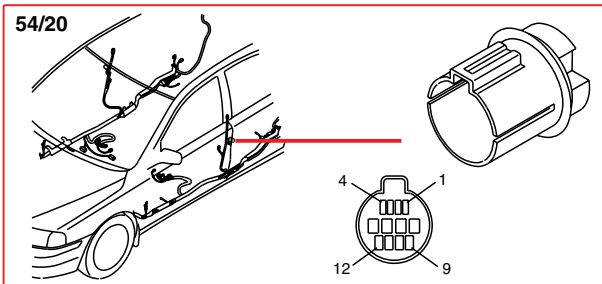
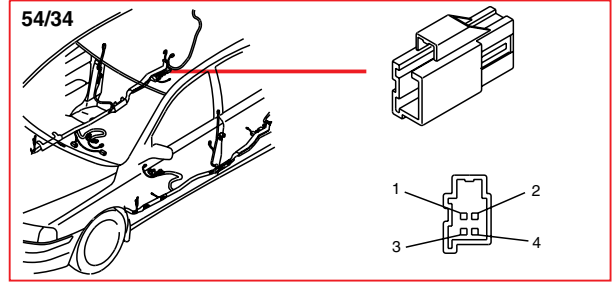
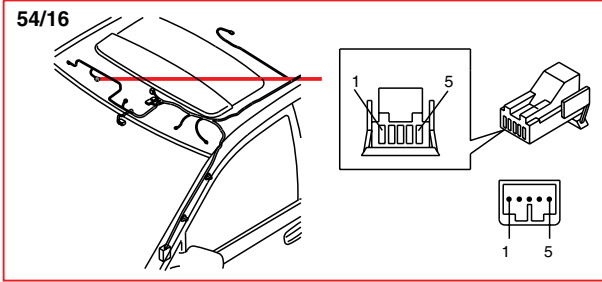
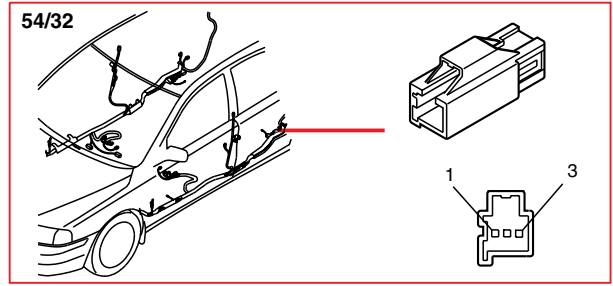
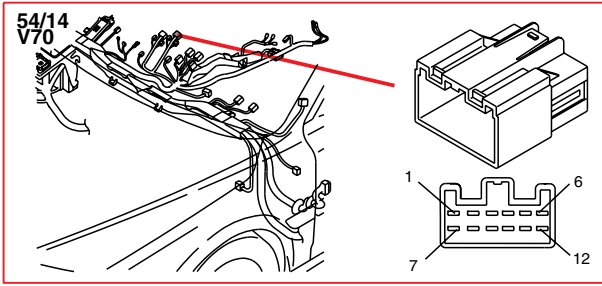
Component illustrations

54/1 - 54/13



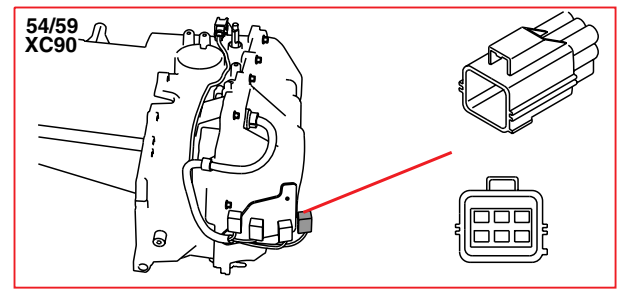
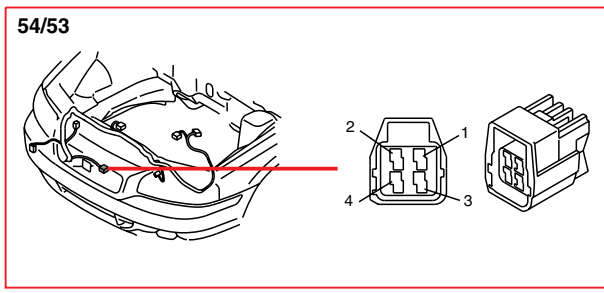
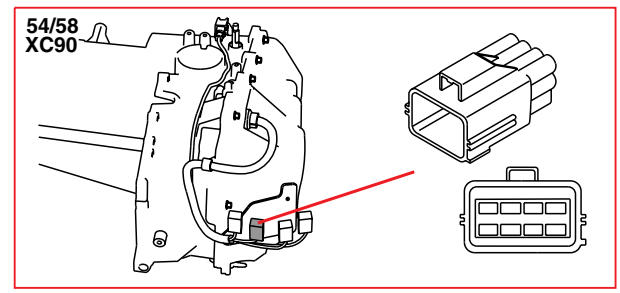
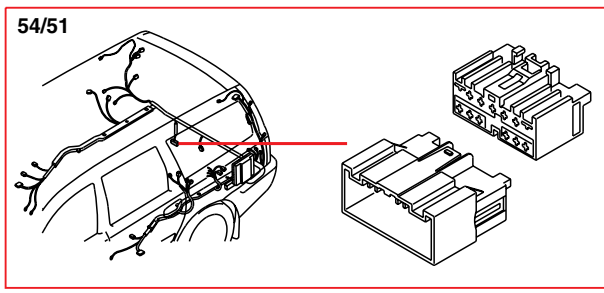
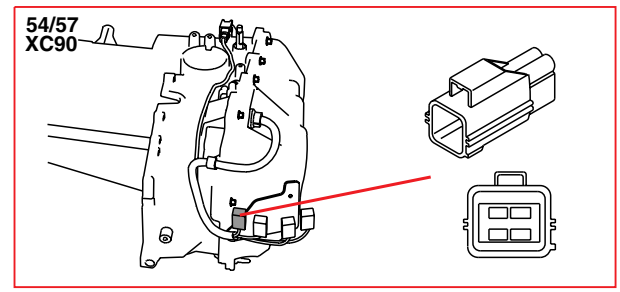
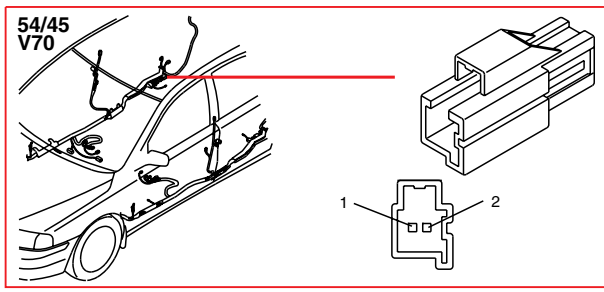
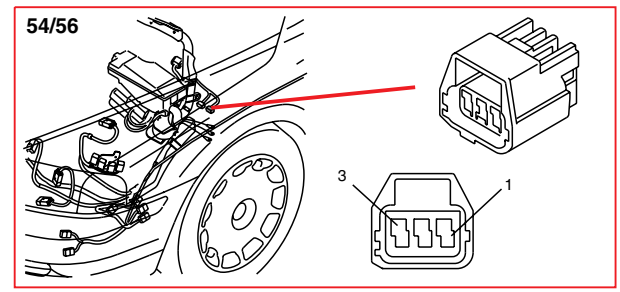
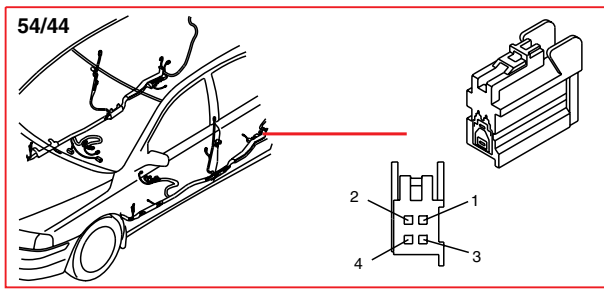
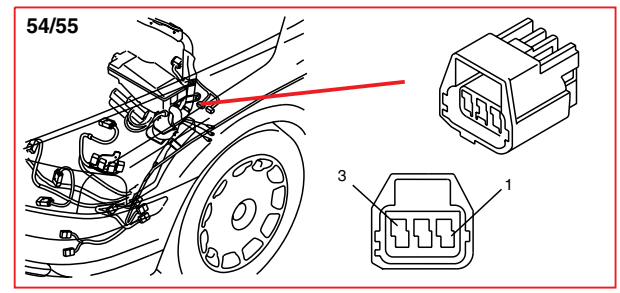
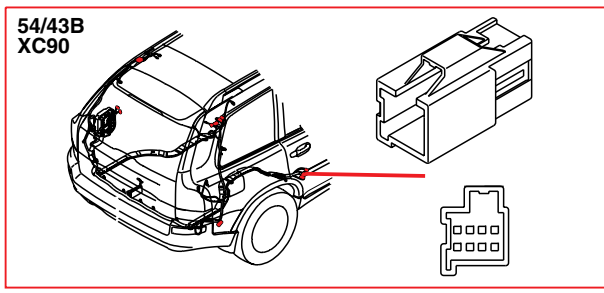
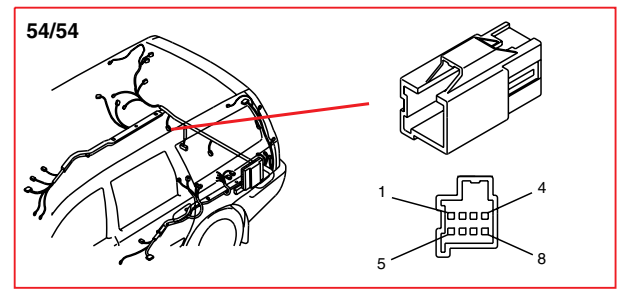
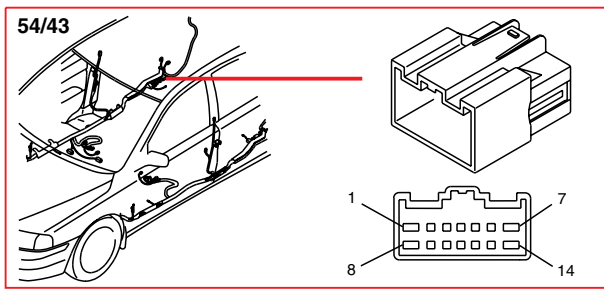
Component illustrations

54/14 - 54/40B



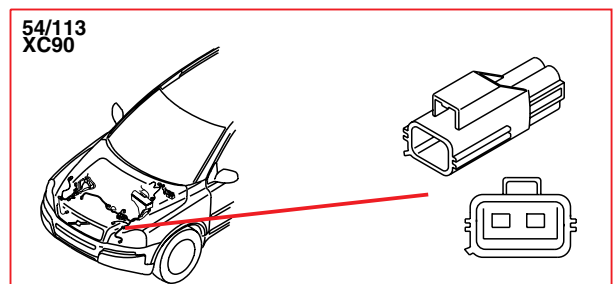
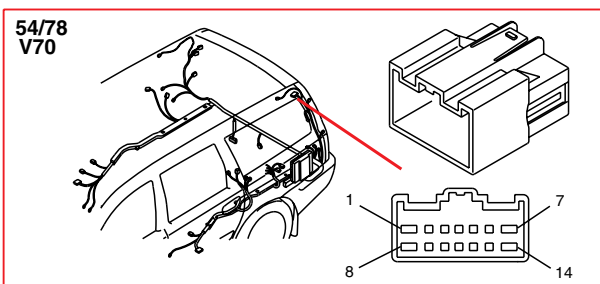
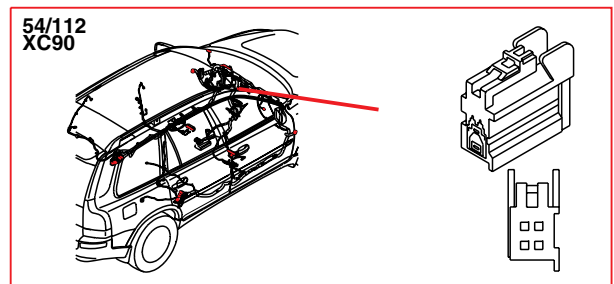
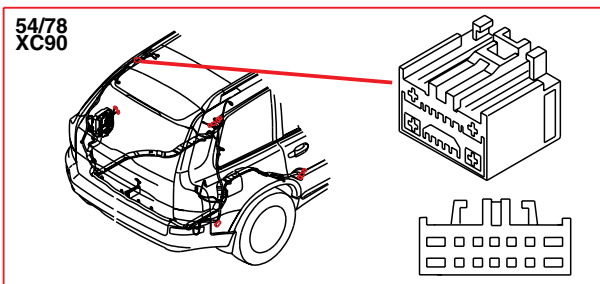
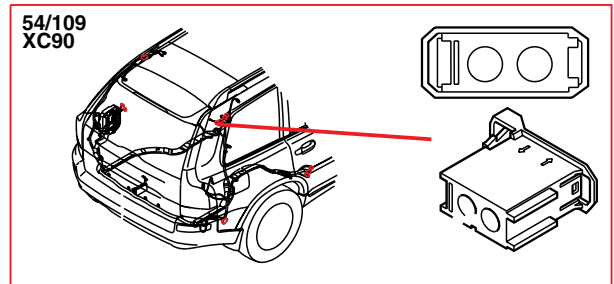
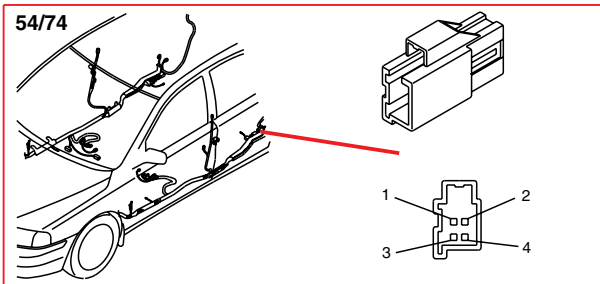
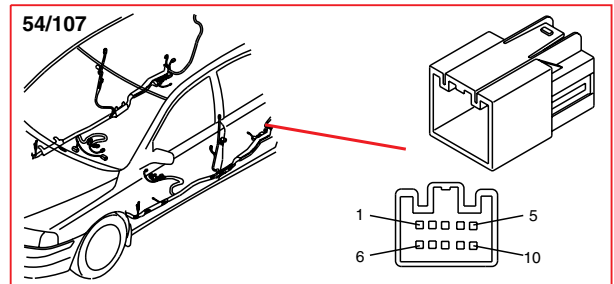
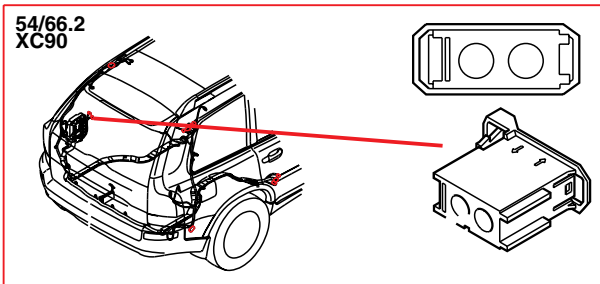
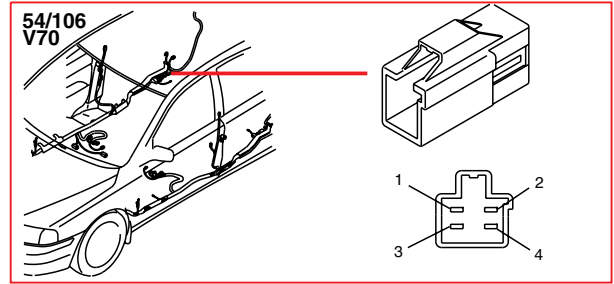
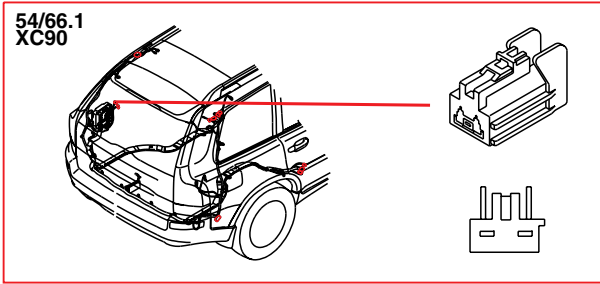
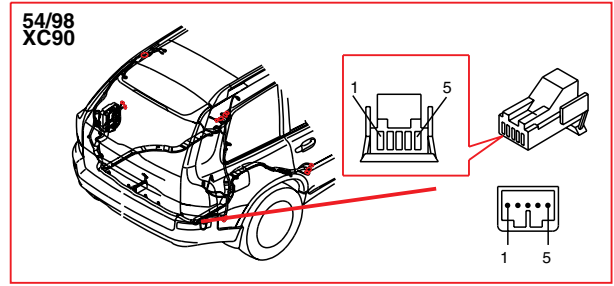
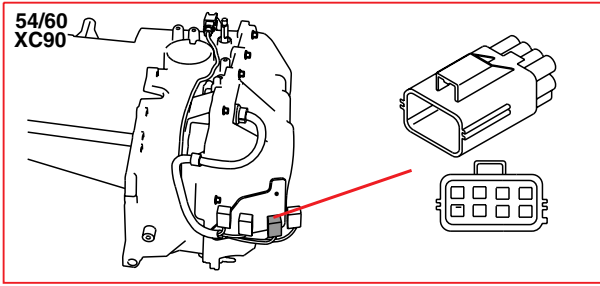
Component illustrations

54/43 - 54/59

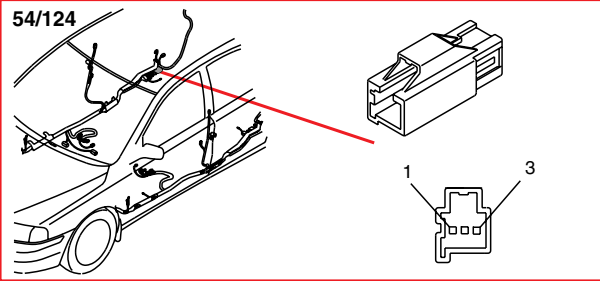
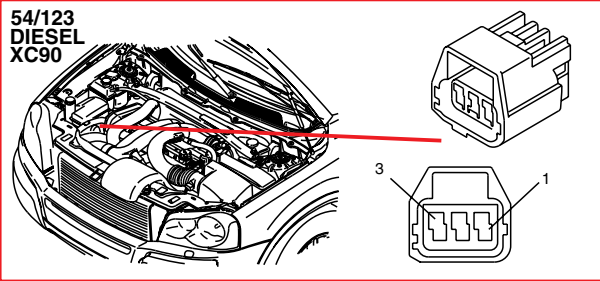
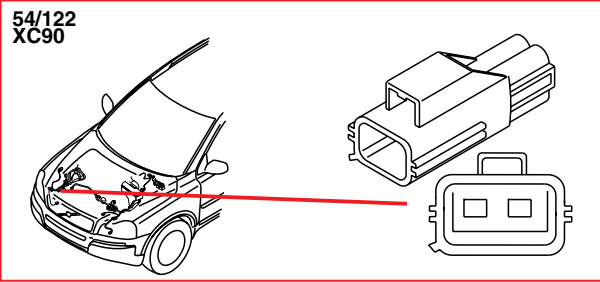
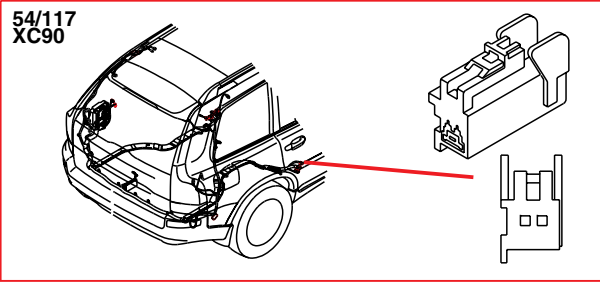


Component illustrations

54/60 - 54/113



Component illustrations
54/117 - 54/124



12V cargo compartment outlet	101
12V outlet	100

A

Abbreviations	3
Accessories	80, 94, 96, 97, 112, 113, 116, 117, 118, 141, 142, 143, 144
Accessory	98
Accessory Electronic Module (AEM)	35, 88
Anti-theft alarm V70/XC70	91
Anti-theft alarm XC90	92
Audio adapter wiring, accessory	112
Audio with extra amplifier V70/XC70	105
Audio without extra amplifier V70/XC70	107
Audio XC90	108
Automatic transmission	120, 121
Auxiliary heater	140
Auxiliary light, accessory	80
AW50AWD	120
AW55-50SN	120

B

Beam length adjustment V70/XC70	78
Beam length adjustment XC90	79
Bi-fuel harness	202
Bi-Xenon & Daytime running lights XC90	69
Brake control module (BCM)	124
Brake lights	71

C

Cable harness routing in vehicle	185
Cargo compartment harness	194
Cargo compartment harness XC90	195
CD changer, accessory	113
CD player XC90, accessory	114
Cellular telephone V70/XC70	111
Central Electronic Module (CEM) V70/XC70	40
Central Electronic Module (CEM) XC90	42
Central locking system V70/XC70	127
Central locking system XC90	128
Color abbreviations	3
Component illustrations	203
Control module overview V70/XC70	36
Control module overview XC90	38
Control modules	35
Countries/Markets, abbreviations	3
Cruise control	65

D

Data communication V70/XC70	48
Data communication XC90	50
Daytime running lights V70/XC70	68
Diagnostics system	99
Differential Electronic Module (DEM)	123
Direction indicators, V70/XC70	81
Direction indicators, XC90	82
Driver information module	103
Driver information module Bifuel	104

E

Electric cooling fan	64
Electrical distribution overview V70	6
Electrical distribution overview XC90	8
Electronic Climate Control (ECC)	138
Electronic immobilizer	90
Electronic power steering XC90	125

Emission control, 5-cyl normally aspirated	62
Emission control, 5-cyl Turbo and 6-cyl	63
Engine compartment harness, XC90	190
Engine harness Diesel	186
Engine harness Gasoline	185
Engine management system, 5-cyl	52
Engine management system, 5-cyl Turbo	54
Engine management system, 6-cyl	56
Engine management system, Bi-fuel	58
Engine management system, Diesel	60

F

Fog lights	70
Four-C	126
Front door harness XC90	200
Front engine compartment harness LHD	188
Front engine compartment harness RHD	189
Front passenger compartment harness LHD	191
Front passenger compartment harness RHD	192
Fuses in the cargo compartment	21
Fuses in the cargo compartment, 11D	20
Fuses in the engine compartment, 11A	10
Fuses in the engine compartment, 11B	11
Fuses in the passenger compartment, 11C	13
Fuses near the battery, 11E	22

G

Geartronic	119
Ground connections	28

H

Handsfree V70/XC70, accessory	117
Handsfree XC90, accessory	118
Harness, doors V70	199
Harness, transmission 4T65AWD	187
Hazard warning flashers V70/XC70	81
Hazard warning flashers XC90	82
Heated door mirrors	132
Heated rear window	133
Heated seats	134
High and low beam XC90	69
High and low beam/Bi-Xenon V70/XC70	68
High pressure wash, headlights XC90	86
Horn	83
How to use the wiring diagrams	4

I

Ignition switch and relays	23
Ignition switch symbols	3
Immobilizer	90
Inflatable curtain harness V70	196
Infotainment XC90	109
Interior lighting V70/XC70	76
Interior lighting XC90	77

L

License plate lighting V70/XC70	72
License plate lighting XC90	73
List of components	266
List of symbols	5

M

Manual Climate Control (MCC)	137
MD player XC90, accessory	114

List of components

1/1	Battery	2/159	Infotainment relay
2/14	Relay, glow plug unit	2/174	Relay, Suspension Module (SUM)
2/16	Relay, intermittent rear window wiping on/off	2/191	Relay, remote parking heater start, radio signal
2/17	Horn relay	2/192	Relay (230V), engine heater
2/22	Relay, climate control system	3/1	Ignition switch
2/23	Fuel pump relay	3/4	Cruise control switch SWS
2/29	Relay, extended D1 feed	3/6	Hazard warning flasher switch
2/30	X feed overload relay	3/8	Heated rear window/door mirror switch
2/31	15-feed overload relay	3/9	Brake light contact
2/32	Engine management system main relay	3/10	Reversing light contact
2/33	Fuel system relay, V70	3/25	Power sunroof switch
2/33	High pressure wash relay, XC90	3/26	Power driver's seat module
2/34	Fog light relay, front	3/27	Power passenger seat module
2/35	Starter motor relay	3/37	Horn contact
2/49	Relay, rear fog light	3/47	Parking brake contact
2/52	Relay, 15l feed, rear	3/59	Control, beam adjustment
2/59	Unlocking relay, fuel filler flap	3/60	Auxiliary light switch
2/61	Relay, position/parking lights	3/62	Hood alarm contact
2/62	Relay, low beam/Bi-Xenon	3/71	Gear position contacts
2/63	High beam relay	3/73	Power Child Lock (PCL) switch
2/64	Auxiliary light (accessory) relay	3/74	Left-hand front door lock unit
2/70	Relay, climate control system, rear	3/75	Right-hand front door lock unit
2/72	Relay, rear window wiper	3/76	Left-hand rear door lock unit
2/79	Brake light relay	3/77	Right-hand rear door lock unit
2/80	Reversing light relay	3/78	Trunk lid lock unit
2/82	Relay, heated rear window	3/80	Switch, left-hand central lock
2/83	Trailer fog light relay	3/82	Switch, right-hand central lock
2/87	Unlocking relay, tailgate	3/85	Rear left door power window switch
2/90	Relay, windshield wiper, low/high speed	3/86	Rear right door power window switch
2/91	Relay, intermittent windshield wiper	3/91	Switch, left-hand heated seat
2/92	Relay, windshield washer motor	3/92	Switch, right-hand heated seat
2/93	Relay, rear window washer motor	3/93	Left seatbelt latch switch
2/101	Relay for extended D2 feed, automatic transmission	3/94	Right seatbelt latch switch
2/112	Unlocking relay, left-hand rear	3/95	Spin control switch
2/114	Unlocking relay, right-hand rear	3/111	Light Switch Module LSM
2/115	Relay, deadlock, rear doors	3/112	Climate Control Module CCM
2/116	Rear power window up relay	3/117	Dome light control module
2/117	Right rear power window up relay	3/126	Control module front left door DDM/PDM
2/118	Rear power window down relay	3/127	Control module front right door PDM/DDM
2/119	Right rear power window down relay	3/130	Steering Wheel Module SWM
2/120	Relay - power windows, power child lock rear door	3/131	Switch, audio/cellular phone
2/138	Deadlock relay, left-hand rear door	3/135	RTI switch
2/139	Deadlock relay, right-hand rear door	3/155	Automatic transmission program selector
2/140	Relay CNG/LPG	3/156	Gear Selector Module (GSM)
2/142	Relay, preheated fuel filter	3/171	Switch, retractable door mirrors
2/143	Relay, fuel leakage control	3/173	Switch, trunk lid private lock
2/152	Relay, daytime running lights	3/174	Switch, reduced alarm
2/157	Bass speaker system relay	3/225	Control unit, continuous damping control (CDC)
2/158	Locking relay, rear doors, filler flap		

O

Other relays 27

P

Parking Assistance system, accessory 94
Parking assistance XC90 93
Parking heater 140
Parking heater, Call start, accessory 142
Passenger compartment harness XC90 193
Position/parking lights V70/XC70 72
Position/parking lights XC90 73
Power door mirrors 131
Power driver's seat 135
Power passenger seat 136
Power sunroof 130
Power supply 66
Power windows 129

R

Rain sensor 89
Rear climate control system XC90 139
Rear door harness XC90 201
Rear Electronic Module (REM) V70/XC70 44
Rear Electronic Module (REM) XC90 46
Rear passenger compartment harness 194
Relay, engine heater, accessory 143
Relays in the engine compartment 24
Relays/Shunts 23
Relays/shunts in the cargo compartment 26
Relays/shunts in the passenger compartment 25
Remote garage door opener 147
Remote parking heater start, accessory 141
Reversing lights 74
Road Traffic Information RTI V70/XC70 110

Road Traffic Information RTI XC90, accessory 116
Roof harness V70 196
Roof harness XC90 198

S

Safety lighting 75
Seat belt reminder 102
Shift lock 122
Short stop heater, accessory 144
SRS 145, 146
SRS, Warnings and recommendations 0
Starting system 67
Subwoofer XC90, accessory 115
Supplemental Restraint System V70/XC70 145
Supplemental Restraint System XC90 146

T

Table of Contents 1
Tail lights V70/XC70 72
Tail lights XC90 73
Tailgate harness V70 196
Tailgate harness XC90 197
Towing bracket wiring, 13-pin, accessory 97
Towing bracket wiring, 4-pin (USA) V70, accessory 98
Towing bracket wiring, 7/4-pin (USA) XC90, accessory 98
Towing bracket wiring, 7-pin, accessory 96
Trailer functions 95

W

Wiper/washer, rear window 87
Wipers/washers, headlights V70/XC70 85
Wipers/washers, windshield 84